



US00D674543S

(12) **United States Design Patent**
Stewart

(10) **Patent No.:** **US D674,543 S**
(45) **Date of Patent:** **** Jan. 15, 2013**

- (54) **HAIR CLIP**
- (75) Inventor: **Connie Stewart**, Scottsboro, AL (US)
- (73) Assignee: **Rust Innovations, LLC**, Scottsboro, AL (US)
- (**) Term: **14 Years**
- (21) Appl. No.: **29/428,724**
- (22) Filed: **Aug. 2, 2012**

2,454,642 A	11/1948	Finman	
2,496,487 A	2/1950	Moses	
2,509,658 A	5/1950	Wallace	
2,649,763 A	8/1953	Buergi-Schenk	
3,055,377 A	9/1962	Guinett et al.	
3,120,852 A	2/1964	Sawyer	
3,645,278 A	2/1972	Abraham	
4,522,215 A	6/1985	Verducci	
5,174,312 A	12/1992	Adams	
5,284,167 A	2/1994	Gill	
5,335,680 A	8/1994	Moore	
5,533,533 A	7/1996	Shing	
5,546,966 A *	8/1996	Lin	132/279
5,597,000 A	1/1997	Gerber	

(Continued)

Related U.S. Application Data

- (63) Continuation-in-part of application No. 29/416,003, filed on Mar. 16, 2012, now Pat. No. Des. 667,997.
- (51) **LOC (9) Cl.** **28-03**
- (52) **U.S. Cl.** **D28/42; D28/27**
- (58) **Field of Classification Search** D28/21-34, D28/39-43; 132/101, 126, 128-131, 144, 132/148, 219, 275-284
See application file for complete search history.

FOREIGN PATENT DOCUMENTS

NL 1001705 9/1996

OTHER PUBLICATIONS

The New Bandette Comb, LOC-A-LOC, Inc., found at <http://www.localoc.net/id55.html>, printed on Aug. 5, 2009.

Primary Examiner — Zenia Bennett

(74) *Attorney, Agent, or Firm* — Rahman LLC

(56) **References Cited**

U.S. PATENT DOCUMENTS

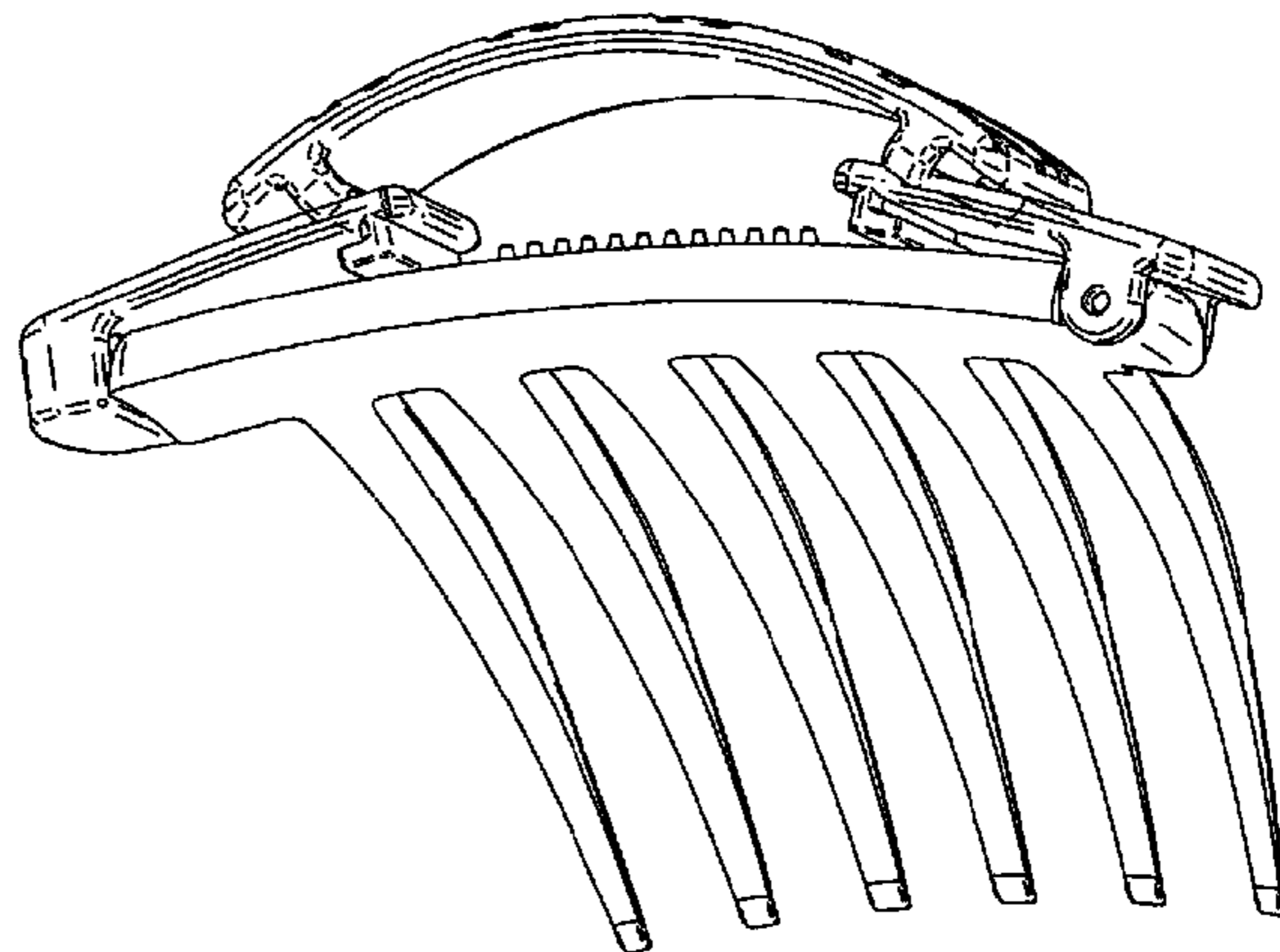
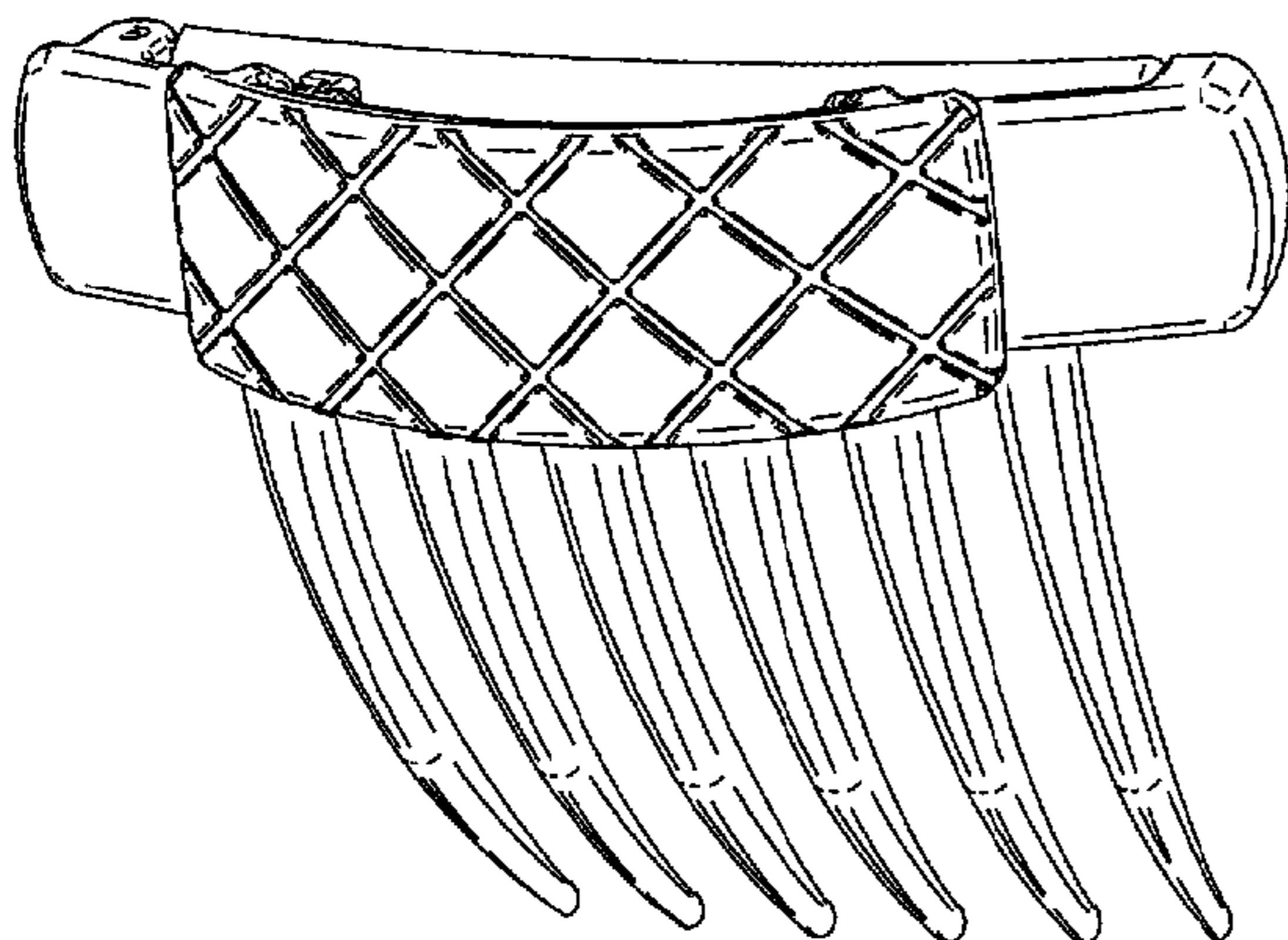
169,578 A	11/1875	Poppenhusen
673,098 A	4/1901	Tissier
694,934 A	3/1902	Machado
794,479 A	7/1905	Austin
840,681 A	1/1907	Becker
849,766 A	4/1907	Baker
902,317 A	10/1908	Nichols
930,195 A	8/1909	Kohn
941,586 A	11/1909	Purdy
1,052,310 A	2/1913	Burlando
1,182,242 A	5/1916	Bennett
1,241,960 A	10/1917	Gould
1,386,296 A	8/1921	Wessa
1,533,380 A	4/1925	Burkhart
1,795,598 A	3/1931	Fulton
2,428,985 A	10/1947	O'Neill

- (57) **CLAIM**
The ornamental design for a hair clip, as shown and described.

DESCRIPTION

FIG. 1 is a front perspective view of a hair clip; FIG. 2 is a front view thereof; FIG. 3 is a left side view thereof; FIG. 4 is a right side view thereof; FIG. 5 is a rear view thereof; FIG. 6 is a top view thereof; FIG. 7 is an angled top view thereof; FIG. 8 is another angled top view thereof; and, FIG. 9 is yet another angled top view thereof.

1 Claim, 3 Drawing Sheets



US D674,543 S

Page 2

U.S. PATENT DOCUMENTS

5,634,480 A	6/1997	Lu	6,578,585 B1	6/2003	Stachowski
5,666,982 A	9/1997	Pignon	6,612,312 B2	9/2003	Silva
5,690,128 A	11/1997	Grimes	D511,863 S	11/2005	Lau
5,694,956 A	12/1997	Grinszpan	7,013,900 B2	3/2006	Silva
5,816,267 A	10/1998	Chou	7,373,940 B1	5/2008	Lloyd
5,890,497 A	4/1999	Tsai	D590,994 S	4/2009	Hsu
5,896,862 A	4/1999	Hwang	D605,361 S	12/2009	Hsu
6,035,499 A	3/2000	Ninomiya	D605,814 S	12/2009	Hsu
6,050,272 A	4/2000	Droin	D627,928 S	11/2010	Hsu
6,186,151 B1	2/2001	Newlin	2004/0103911 A1	6/2004	Salvero
6,267,119 B1	7/2001	Silva	2005/0199255 A1	9/2005	Silva
6,267,120 B1	7/2001	Serignat	2008/0127991 A1	6/2008	Moreland
6,439,242 B1	8/2002	Head	2008/0216862 A1	9/2008	Silva
6,446,639 B1 *	9/2002	Shyu 132/275	2008/0302382 A1	12/2008	Wang

* cited by examiner

FIG. 1

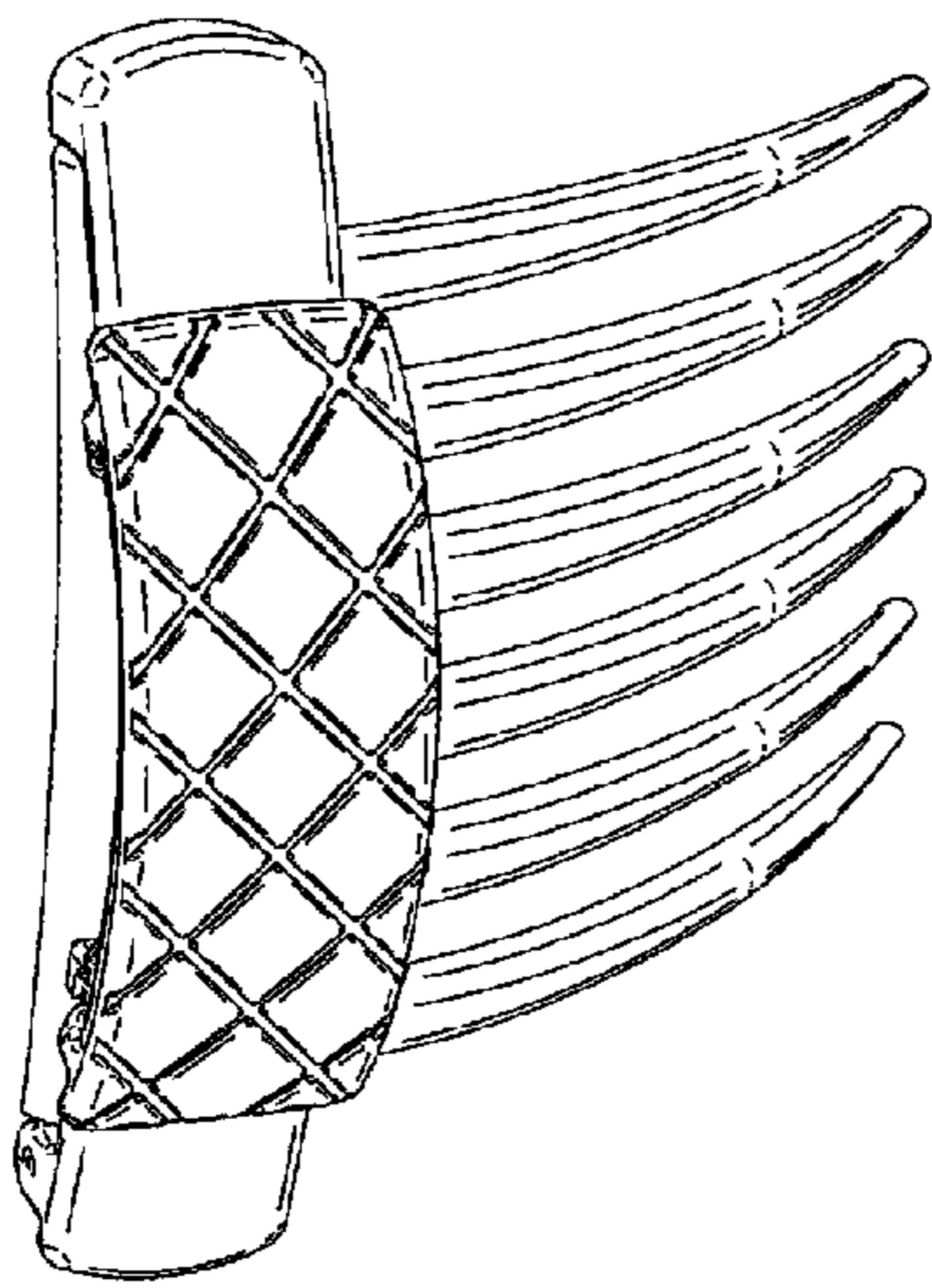


FIG. 2

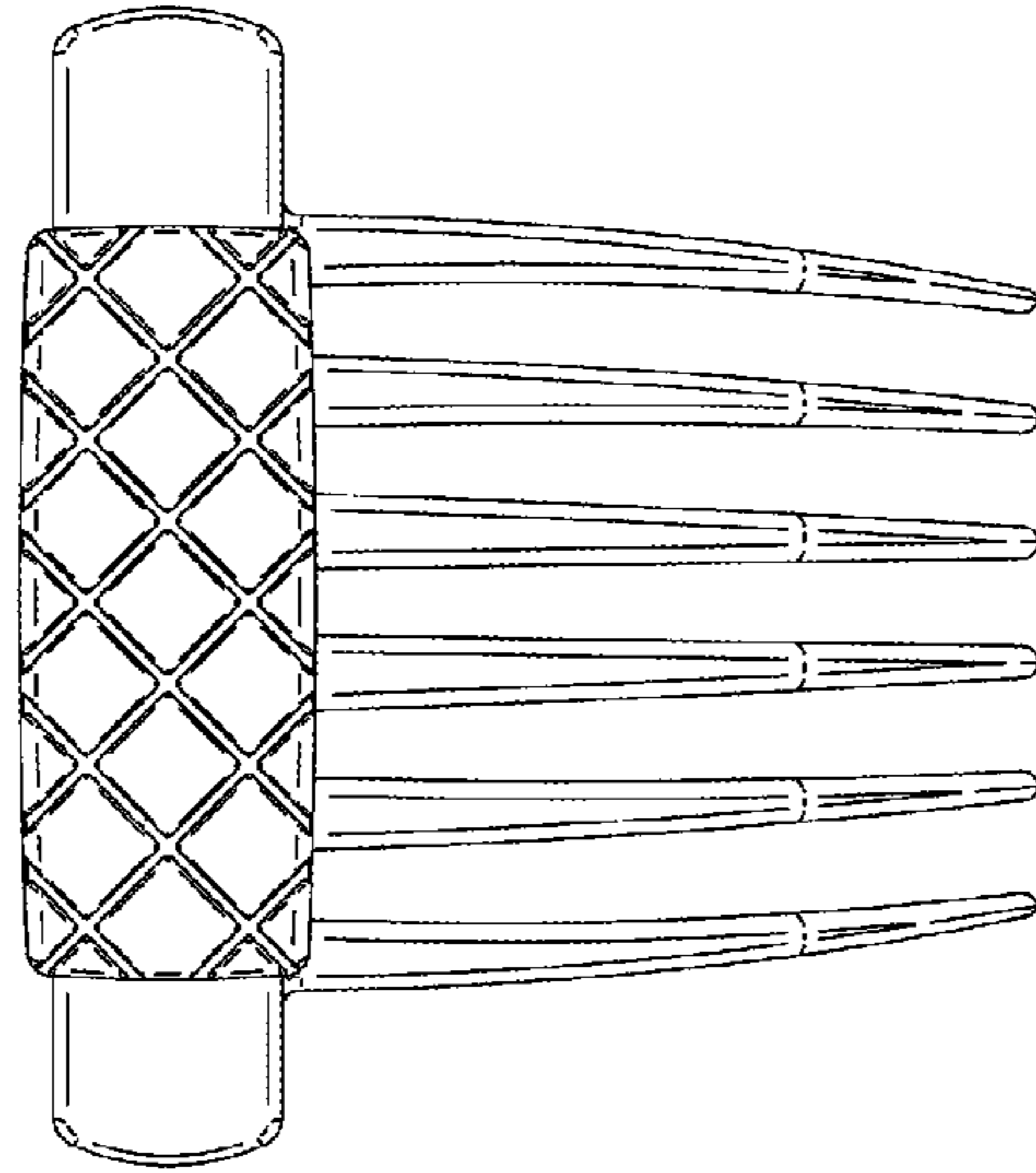


FIG. 3 FIG. 4

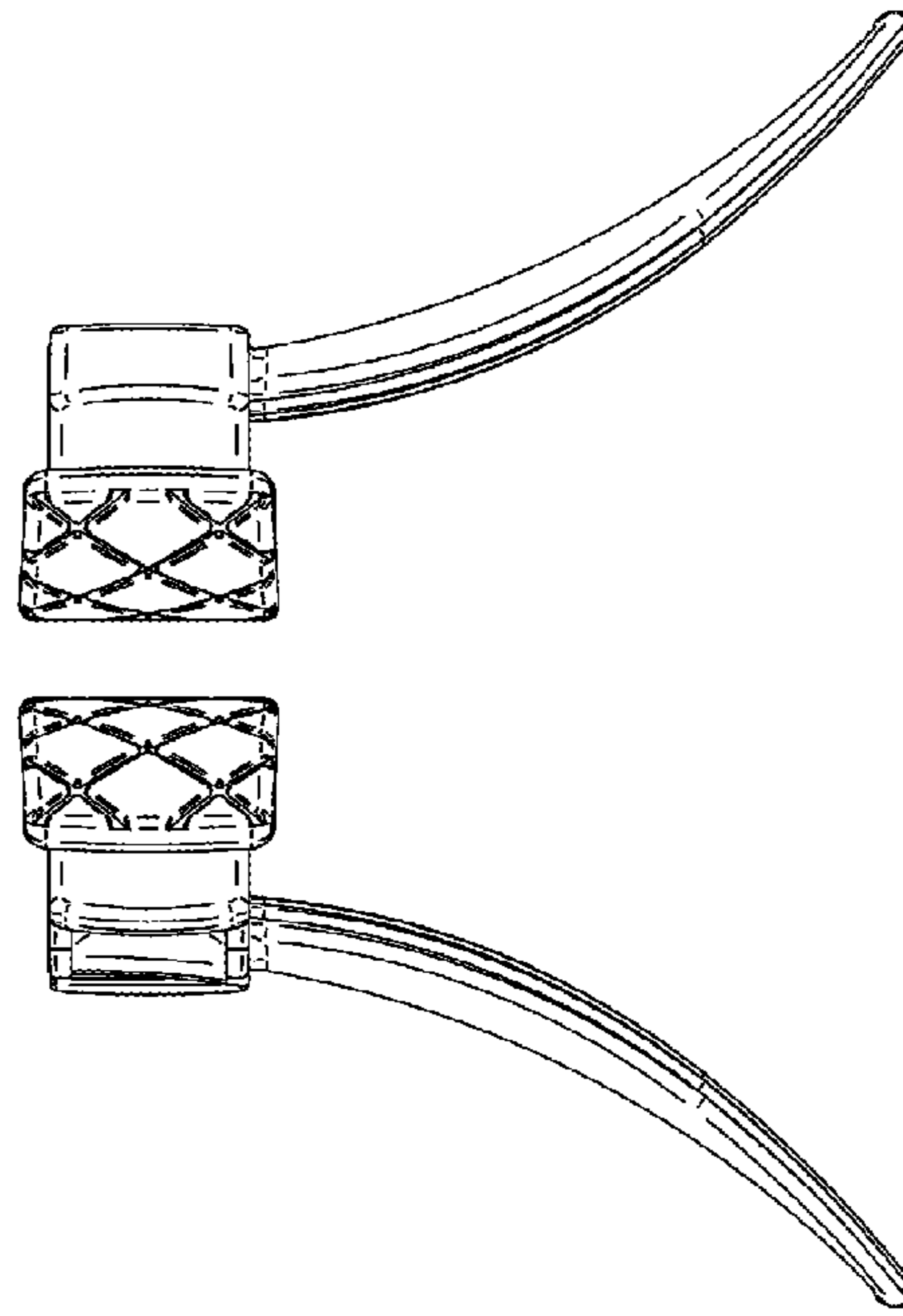


FIG. 5

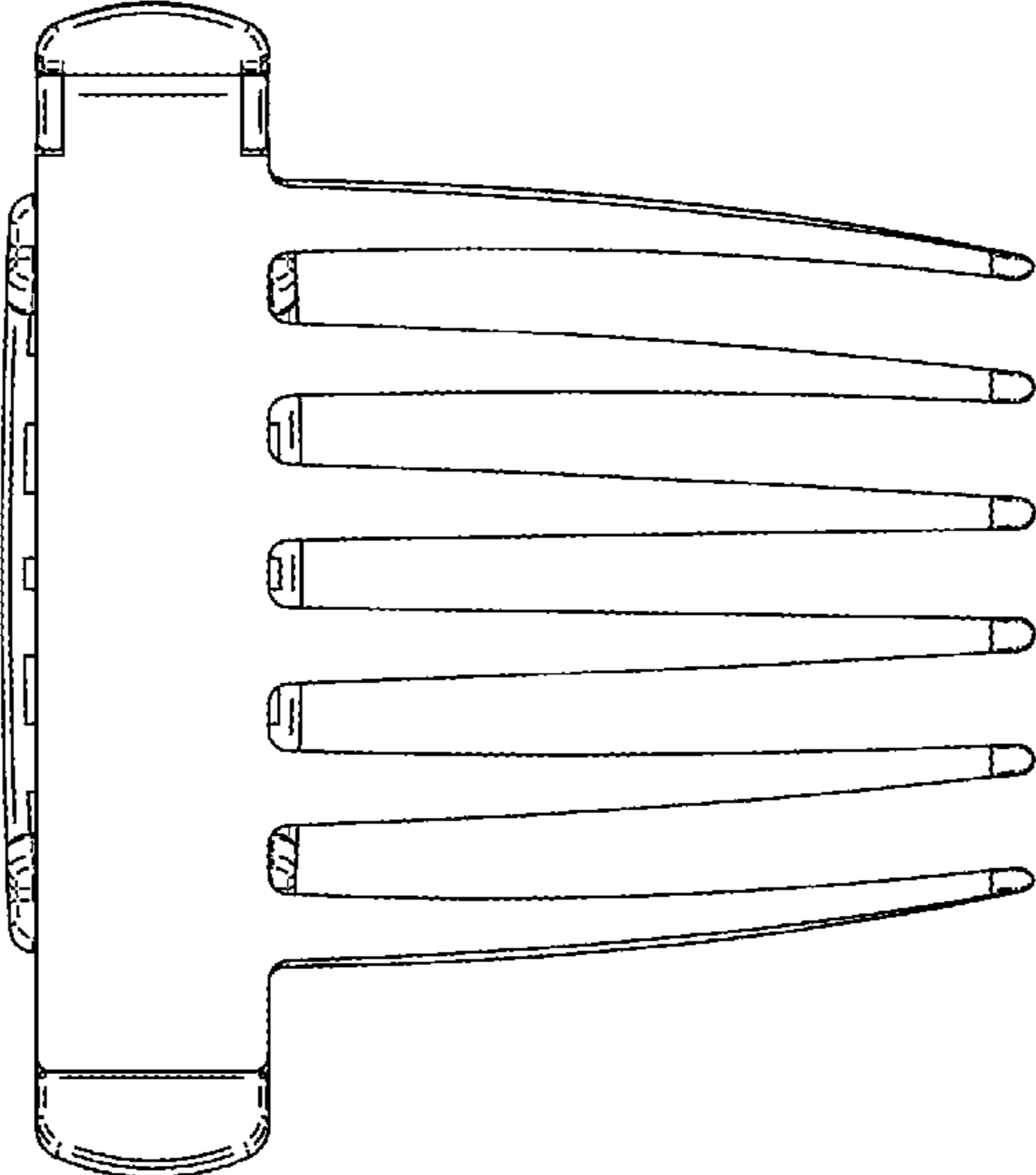


FIG. 6

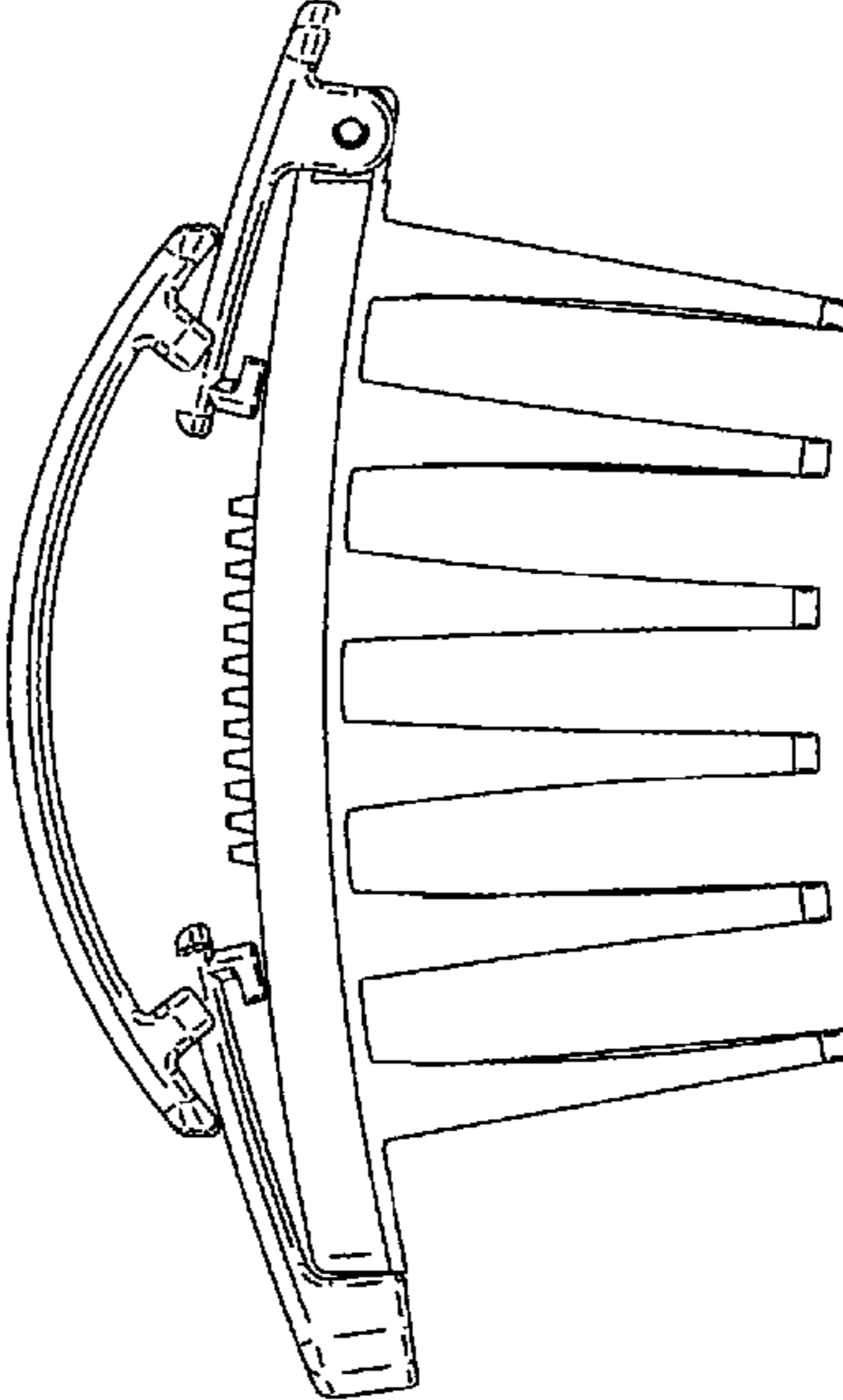


FIG. 7

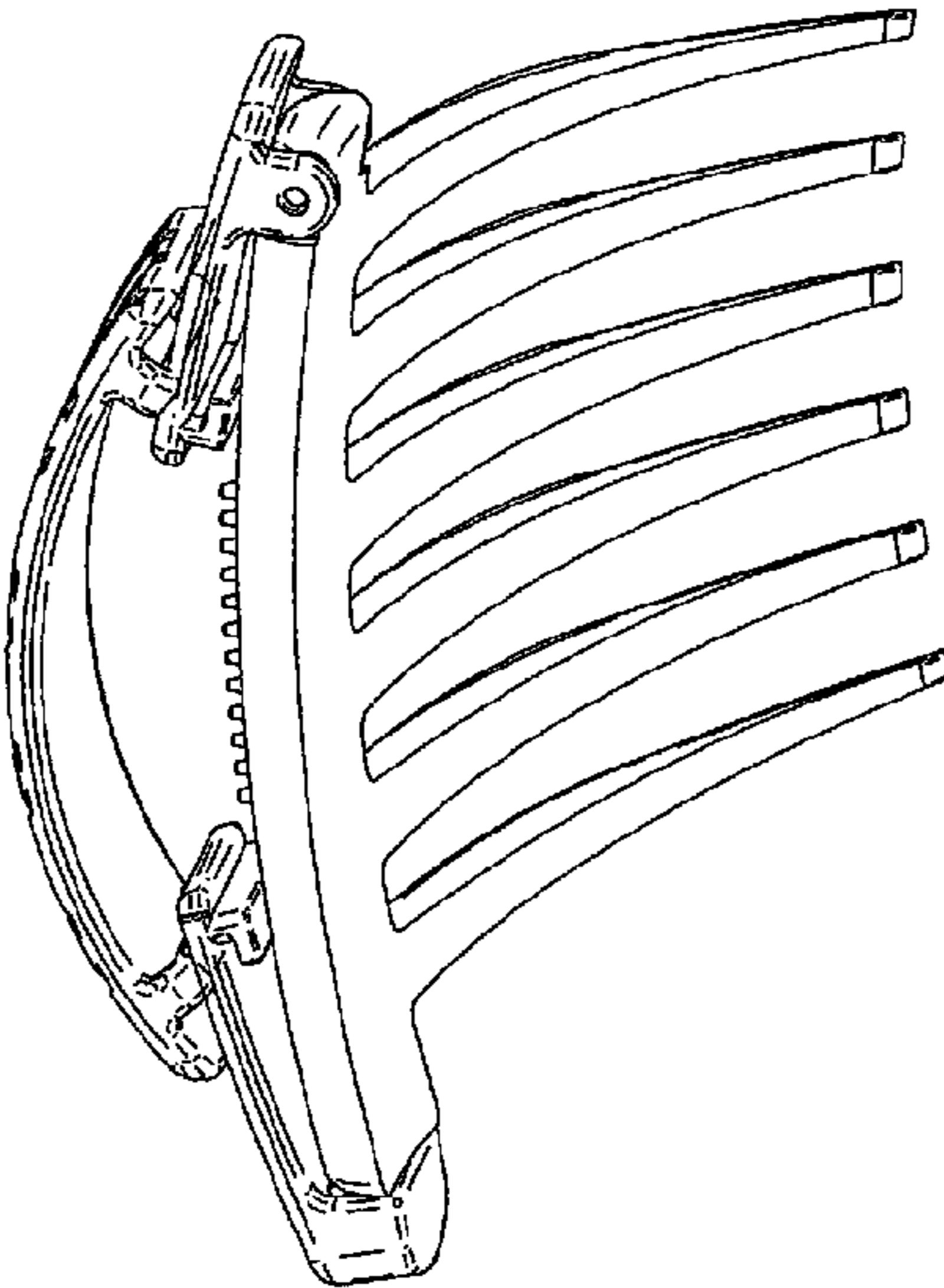


FIG. 8

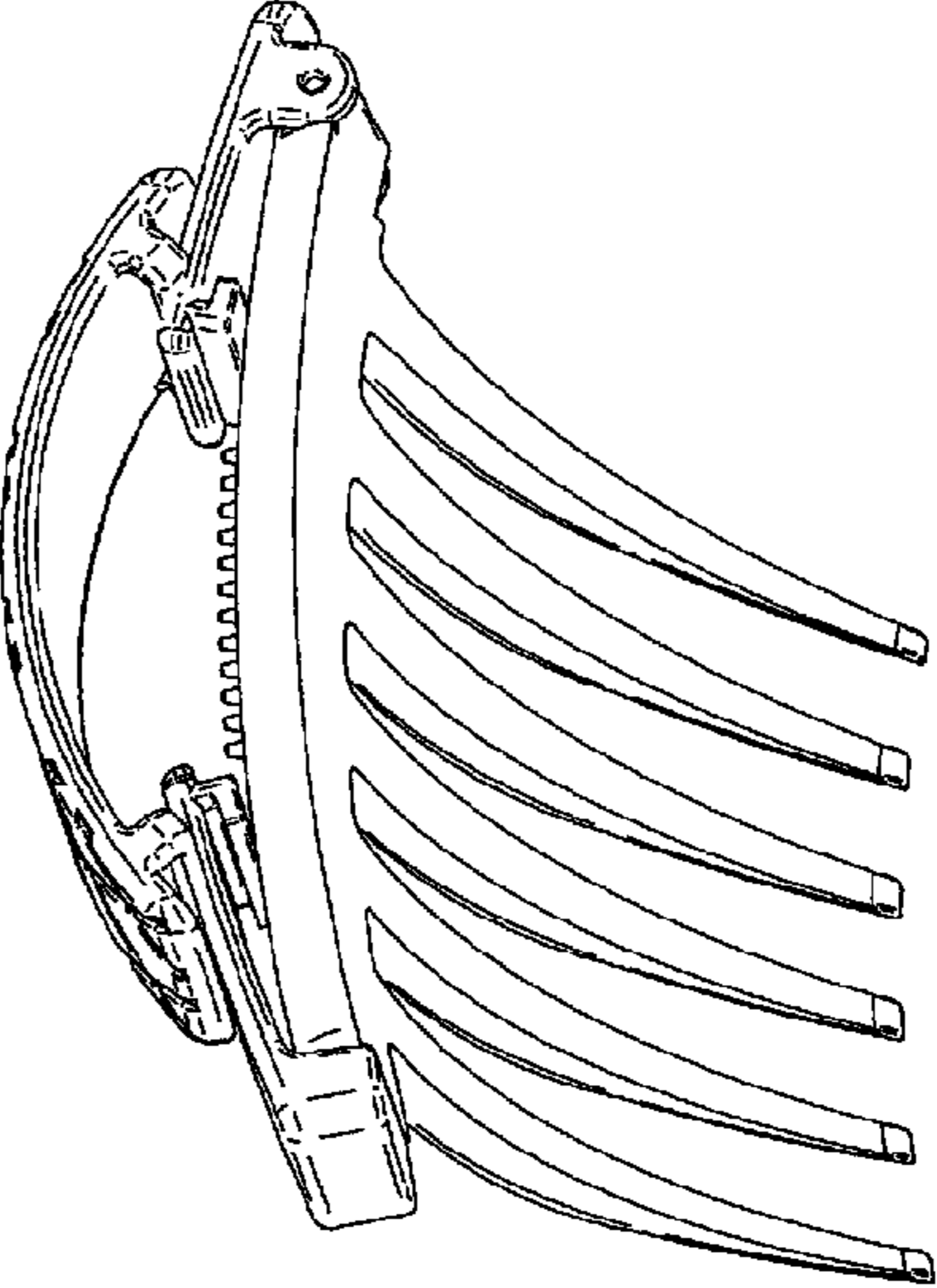


FIG. 9

