



US00D674539S

(12) **United States Design Patent**
Wu

(10) **Patent No.:** **US D674,539 S**
(45) **Date of Patent:** **** Jan. 15, 2013**

(54) **CASE FOR ELECTRONIC CIGARETTES**

(75) Inventor: **Jianyong Wu**, Shenzhen (CN)

(73) Assignee: **Shenzhen Jieshibo Technology Co., Ltd.**, Shenzhen (CN)

(**) Term: **14 Years**

(21) Appl. No.: **29/408,753**

(22) Filed: **Dec. 16, 2011**

(51) **LOC (9) Cl.** **27-06**

(52) **U.S. Cl.** **D27/186**

(58) **Field of Classification Search** D27/194,
D27/184, 189, 187, 186, 185, 100, 101, 183,
D27/172, 143, 163, 162, 161, 153, 144, 141,
D27/156, 160, 139, 140, 154, 155, 157, 142,
D27/102, 130, 158, 159, 167, 173, 176, 180,
D27/181, 193; 219/220; 431/253, 344; 131/70,
131/58, 66.1, 73, 283, 47, 49, 187, 174; D9/423,
D9/542, 563, 454, 504; D8/34, 33, 105,
D8/30, 29.1; D7/416; 439/668; 206/236;
44/507

See application file for complete search history.

(56) **References Cited**

U.S. PATENT DOCUMENTS

3,167,104 A * 1/1965 Wiley et al. 206/259
3,391,780 A * 7/1968 Pasquine et al. 206/259

D249,870 S * 10/1978 Tillander D9/607
D363,568 S * 10/1995 Ghrawi D27/187
D419,259 S * 1/2000 Johnson D27/175
6,016,916 A * 1/2000 Ortner 206/581
6,138,823 A * 10/2000 Focke et al. 206/259
D601,748 S * 10/2009 Pipes et al. D27/189
D613,903 S * 4/2010 Wu D27/189
D613,904 S * 4/2010 Wu D27/189
D618,545 S * 6/2010 Toinet et al. D9/423
2006/0021883 A1 * 2/2006 Focke et al. 206/273
2006/0157357 A1 * 7/2006 Serafini et al. 206/268

* cited by examiner

Primary Examiner — Kevin Rudzinski


(57) **CLAIM**

The ornamental design for a case for electronic cigarettes, as shown and described.

DESCRIPTION

FIG. 1 is a front elevational view of a case for electronic cigarettes showing my new design;
FIG. 2 is a rear elevational view thereof;
FIG. 3 is a left side view thereof;
FIG. 4 is a right side view thereof;
FIG. 5 is a top plan view thereof; and,
FIG. 6 is a bottom plan view thereof.
The broken lines illustrating portions of the case for electronic cigarettes form no part of the claimed design.

1 Claim, 5 Drawing Sheets






FIG. 1




FIG. 2

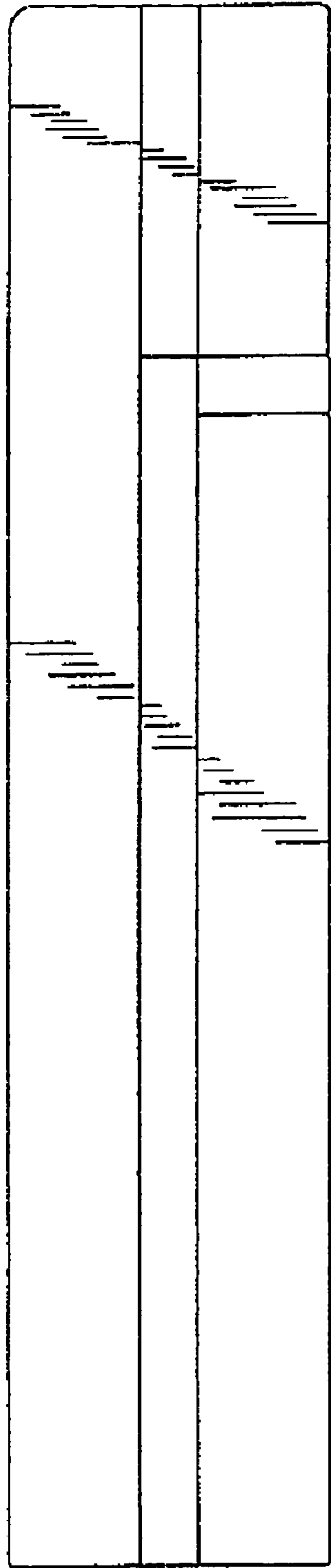


FIG. 3




FIG. 4

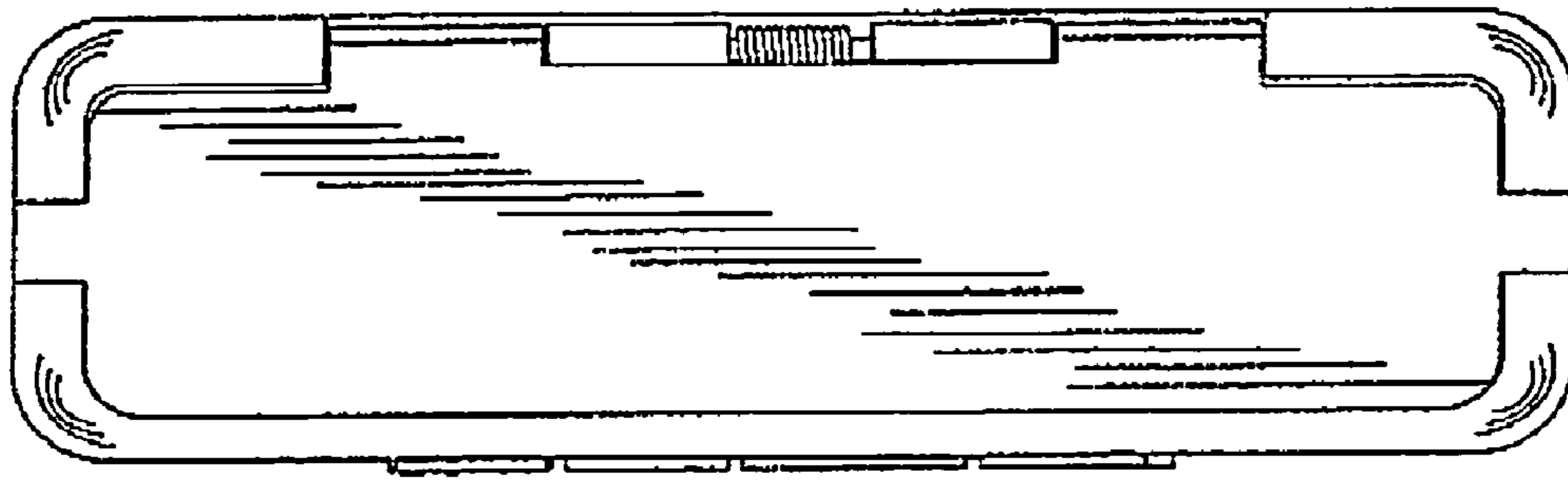


FIG. 5

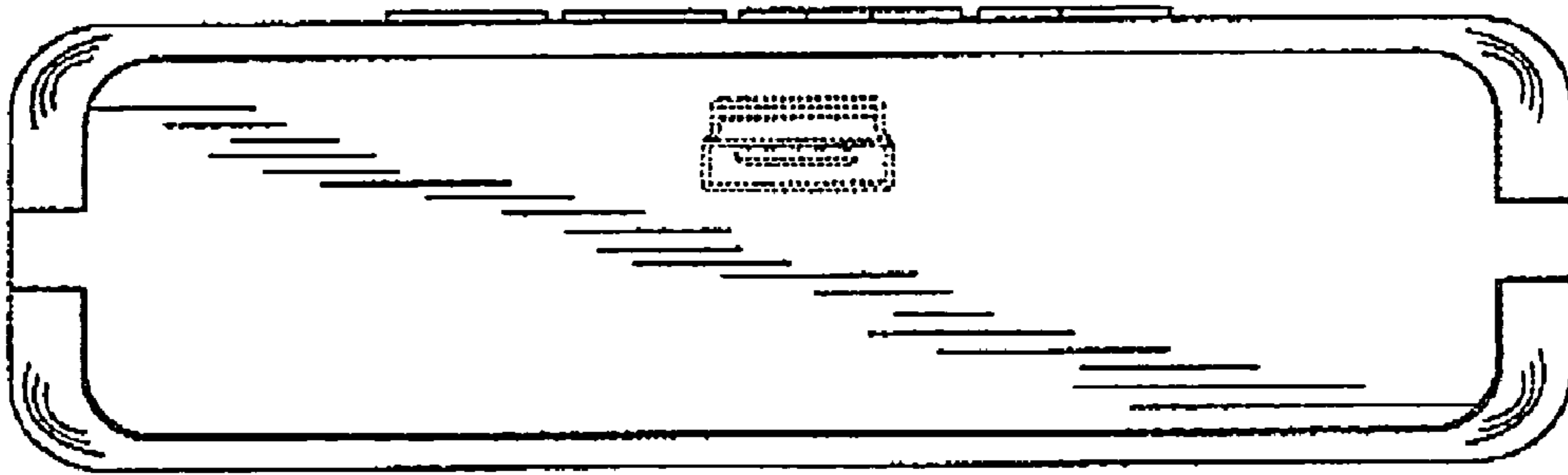


FIG. 6