



US00D674530S

(12) **United States Design Patent**
Wanders

(10) **Patent No.:** **US D674,530 S**
(45) **Date of Patent:** **** Jan. 15, 2013**

(54) **CEILING LAMP**

(75) Inventor: **Marcel Wanders**, Brescia (IT)

(73) Assignee: **Flos S.p.A.**, Brescia (IT)

(**) Term: **14 Years**

(21) Appl. No.: **29/402,747**

(22) Filed: **Sep. 27, 2011**

(30) **Foreign Application Priority Data**

Mar. 28, 2011 (IT) BS2011O0010

(51) **LOC (9) Cl.** **26-03**

(52) **U.S. Cl.** **D26/88**

(58) **Field of Classification Search** D26/72,
D26/73, 80-86, 88-91, 128, 130, 131, 135,
D26/137; 362/147, 404-408, 431, 432
See application file for complete search history.

(56) **References Cited**

U.S. PATENT DOCUMENTS

1,505,559	A	*	8/1924	Grant	362/355
D74,472	S	*	2/1928	Bardwell	D26/88
D76,172	S	*	8/1928	Wolter	D26/88
D85,629	S	*	11/1931	Wing	D26/88
D104,383	S	*	5/1937	Sibbert	D26/121
2,299,256	A	*	10/1942	Schultz	362/217.03
D158,209	S	*	4/1950	Lundquist	D26/131
D574,546	S	*	8/2008	Morrison	D26/88
D575,439	S	*	8/2008	Morrison	D26/88
D576,340	S	*	9/2008	Wanders	D26/88

D580,585	S	*	11/2008	Otero	D26/88
D584,849	S	*	1/2009	Otero	D26/88
D620,632	S	*	7/2010	Wanders	D26/88

OTHER PUBLICATIONS

“Gomma” pendant #PS1410-31-31 shown on p. 5 of the Alico Industries catalog © 2008. (2pages).*
All “Shayna” Pendants shown on p. 26 of the 2009 Eurofase Illuminations catalog. (2 pages).*
“Leran” pendant lamp. Item #5 on p. 310 of the 2008 IKEA Catalog. (1 page).*

* cited by examiner

Primary Examiner — Clare E Heflin

(74) *Attorney, Agent, or Firm* — Harness, Dickey & Pierce, PLC


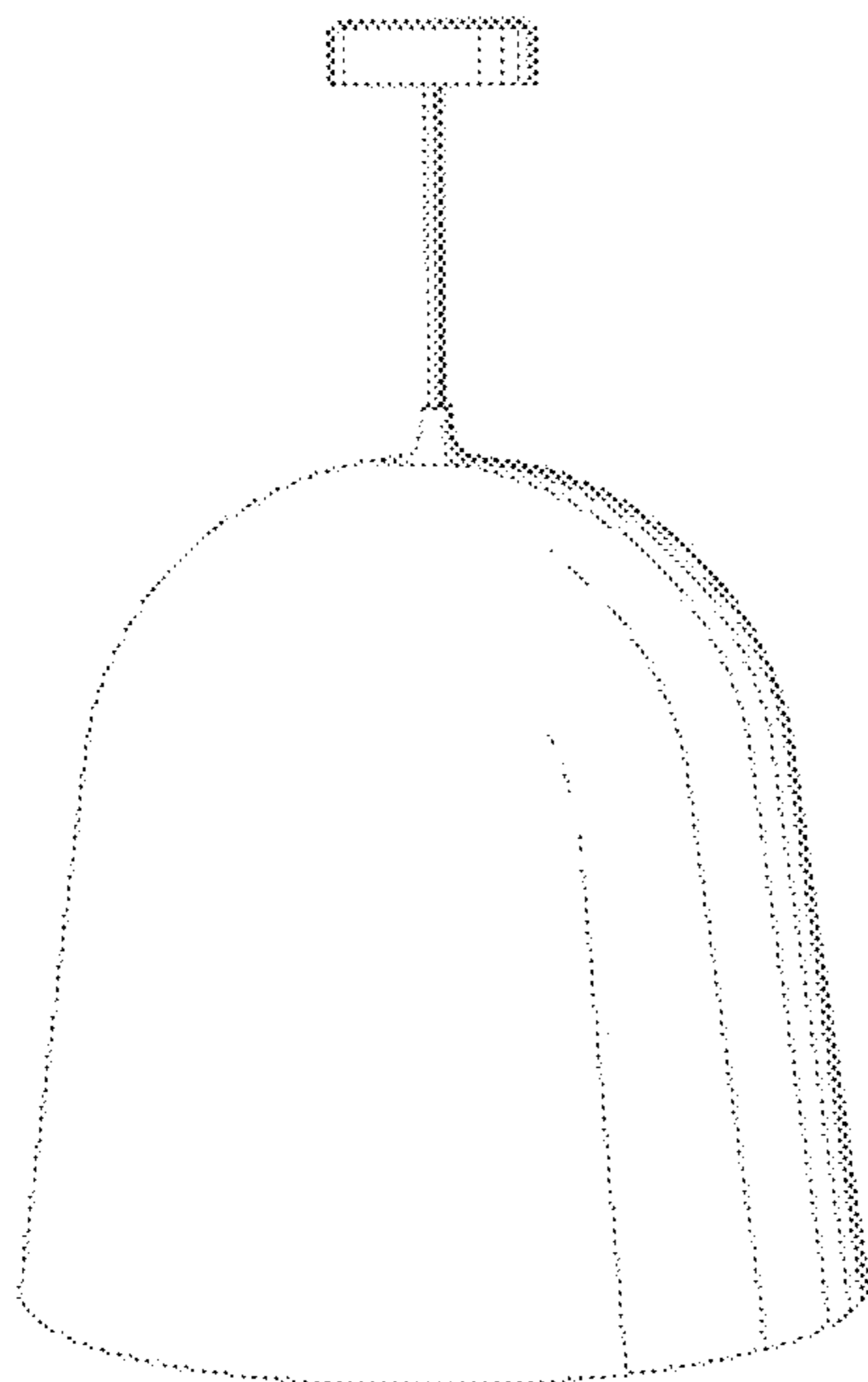
(57) **CLAIM**

The ornamental design for a ceiling lamp, as shown and described.

DESCRIPTION

FIG. 1 is a front perspective view of the new design for a ceiling lamp;
FIG. 2 is a left side elevational view of the ceiling lamp shown in FIG. 1;
FIG. 3 is a right side elevational view of the ceiling lamp shown in FIG. 1;
FIG. 4 is a front elevational view of the ceiling lamp shown in FIG. 1;
FIG. 5 is a rear elevational view of the ceiling lamp shown in FIG. 1;
FIG. 6 is a top plan view of the ceiling lamp shown in FIG. 1; and,
FIG. 7 is a bottom plan view of the ceiling lamp shown in FIG. 1.

1 Claim, 7 Drawing Sheets



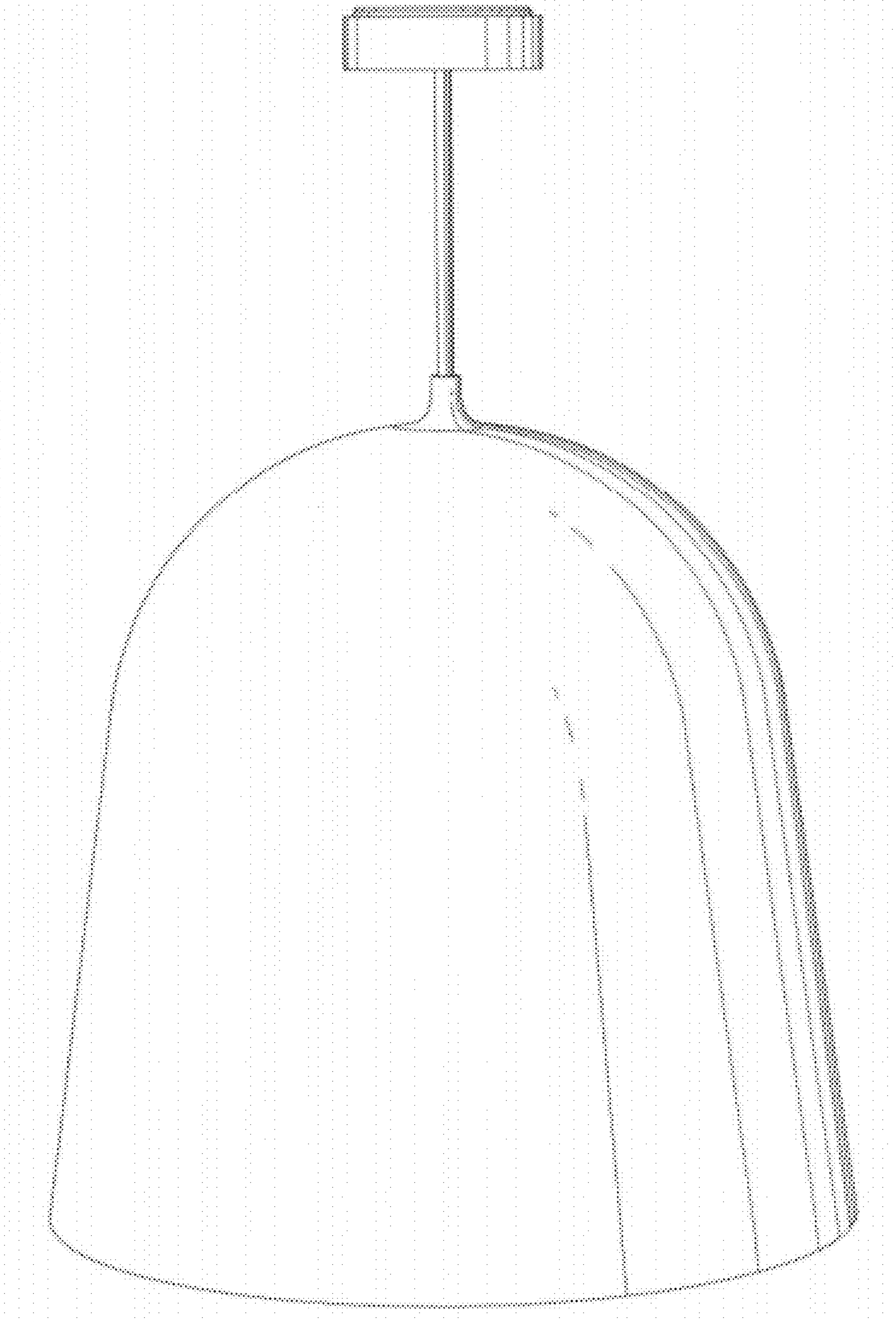


FIG. 1

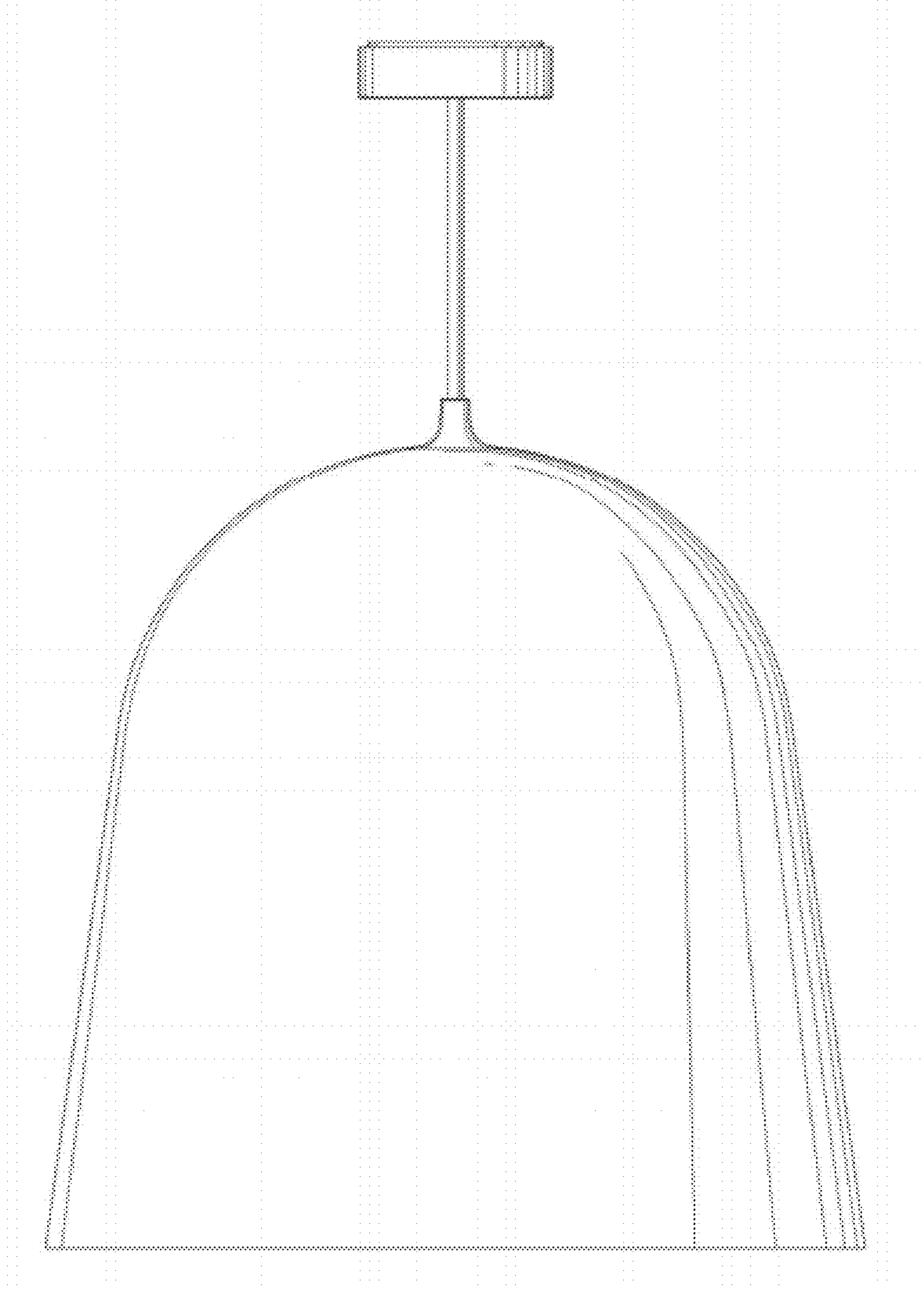


FIG. 2

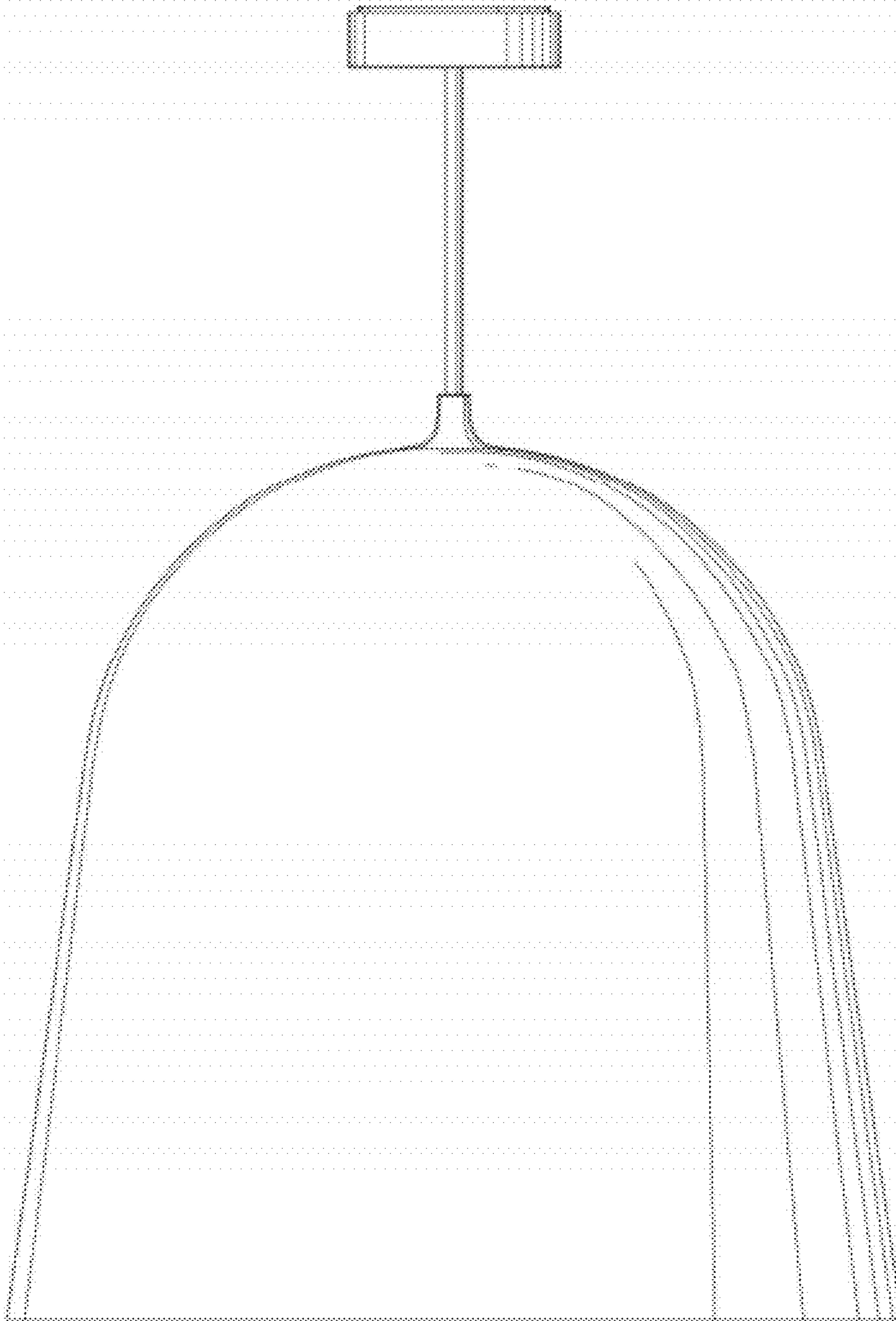


FIG. 3

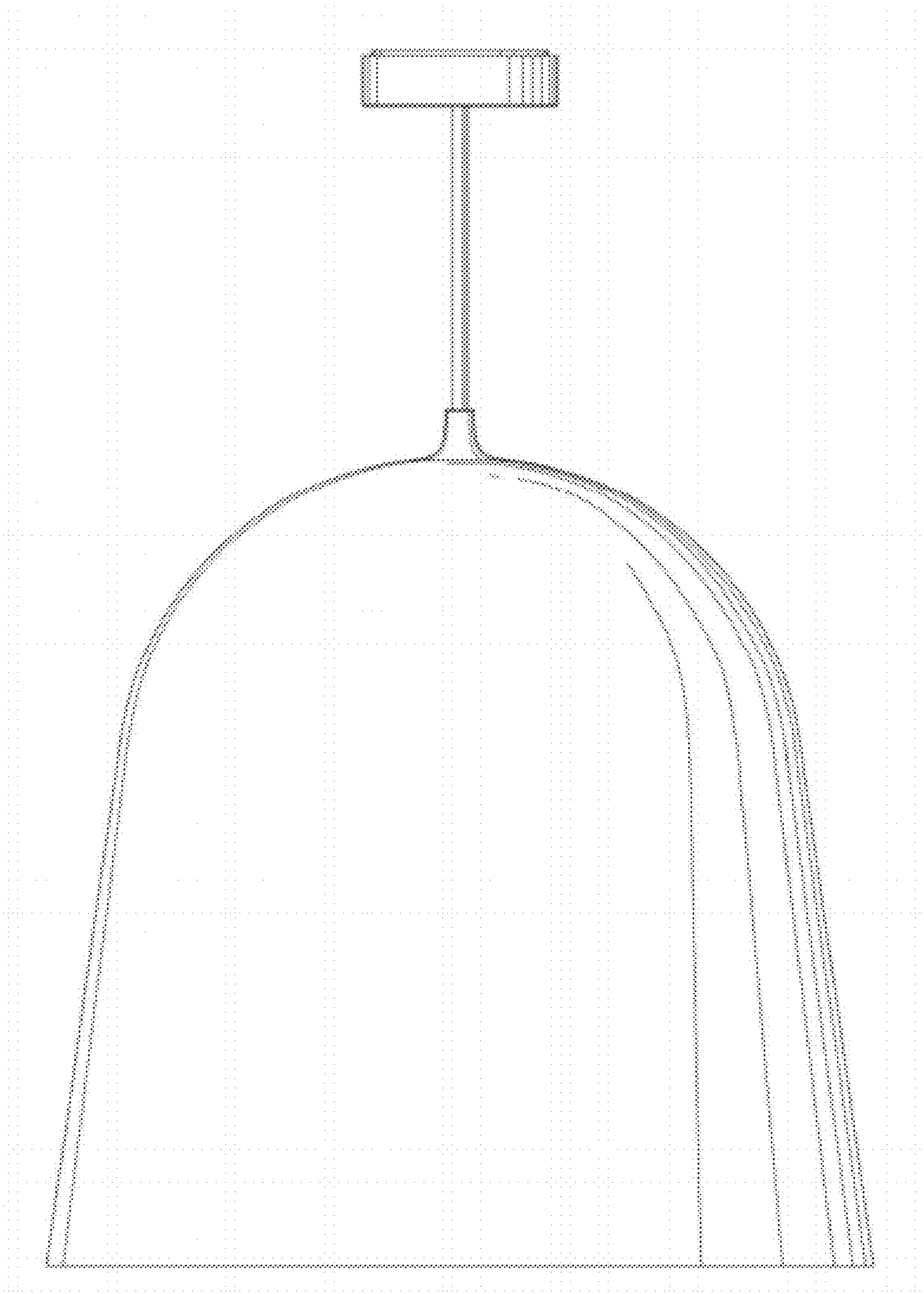


FIG. 4



FIG. 5

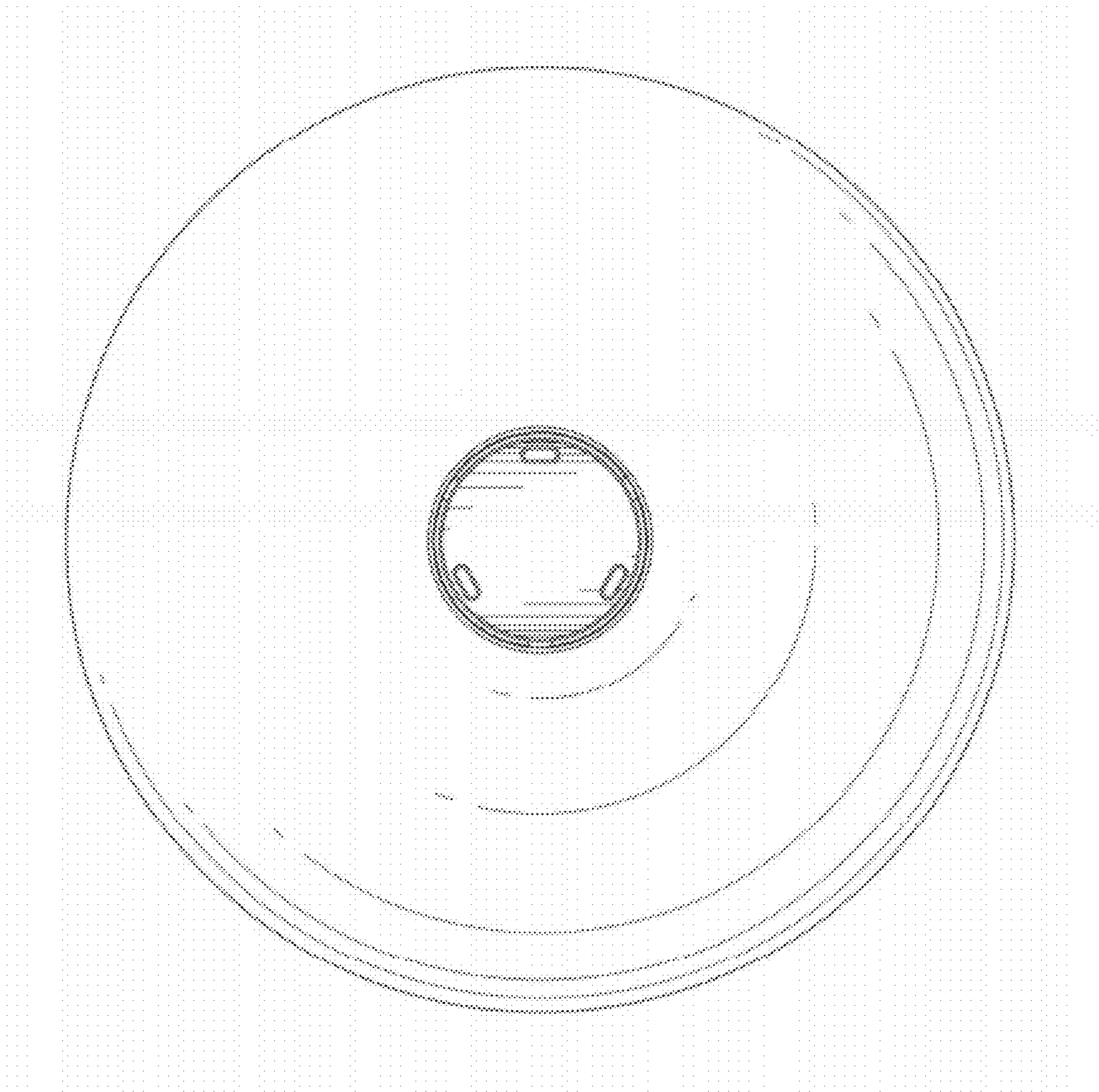


FIG. 6




FIG. 7