



US00D674488S

(12) **United States Design Patent**
McKay et al.

(10) **Patent No.:** **US D674,488 S**

(45) **Date of Patent:** **** Jan. 15, 2013**

(54) **HEART RATE MONITOR**

(75) Inventors: **Zach McKay**, San Diego, CA (US);
Nikolai Rulkov, San Diego, CA (US);
Donald Brady, Las Vegas, NV (US);
Mark Hunt, San Diego, CA (US);
Sammy Elhag, San Diego, CA (US)

(73) Assignee: **Impact Sports Technologies, Inc.**, Las Vegas, NV (US)

(**) Term: **14 Years**

(21) Appl. No.: **29/414,461**

(22) Filed: **Feb. 28, 2012**

(51) **LOC (9) Cl.** **24-01**

(52) **U.S. Cl.** **D24/167**

(58) **Field of Classification Search** D24/165–168,
D24/107, 186, 187; D10/31, 32, 38, 46,
D10/78, 98; 600/301, 382, 384, 481, 483,
600/485, 500–504, 508, 509, 587

See application file for complete search history.

(56) **References Cited**

U.S. PATENT DOCUMENTS

D342,571	S	*	12/1993	Givens, Sr.	D24/186
D356,151	S	*	3/1995	Ishii et al.	D24/165
D361,723	S	*	8/1995	Nanayakkara	D10/31
5,485,848	A	*	1/1996	Jackson et al.	600/500
D390,126	S	*	2/1998	Kennedy	D10/32
D508,038	S	*	8/2005	Bonadei	D10/32
D535,205	S	*	1/2007	Frederick et al.	D10/32
7,310,549	B1	*	12/2007	Angelini et al.	600/509
D571,249	S	*	6/2008	Frederick et al.	D11/4

D619,256	S	*	7/2010	Brady et al.	D24/167
D639,955	S	*	6/2011	Riobo Aboy et al.	D24/165
2004/0260187	A1	*	12/2004	Sano et al.	600/499

* cited by examiner

Primary Examiner — Anhdao Doan

(74) *Attorney, Agent, or Firm* — Clause Eight IPS; Michael Catania

(57) **CLAIM**

The ornamental design for a heart rate monitor, as shown and described.

DESCRIPTION

FIG. 1 is a top perspective view of a heart rate monitor shown without the monitor unit for the completeness of the illustration;

FIG. 2 is a top perspective view of the heart rate monitor;

FIG. 3 is a front view thereof;

FIG. 4 is a side view thereof;

FIG. 5 is a fragmental top plan view thereof;

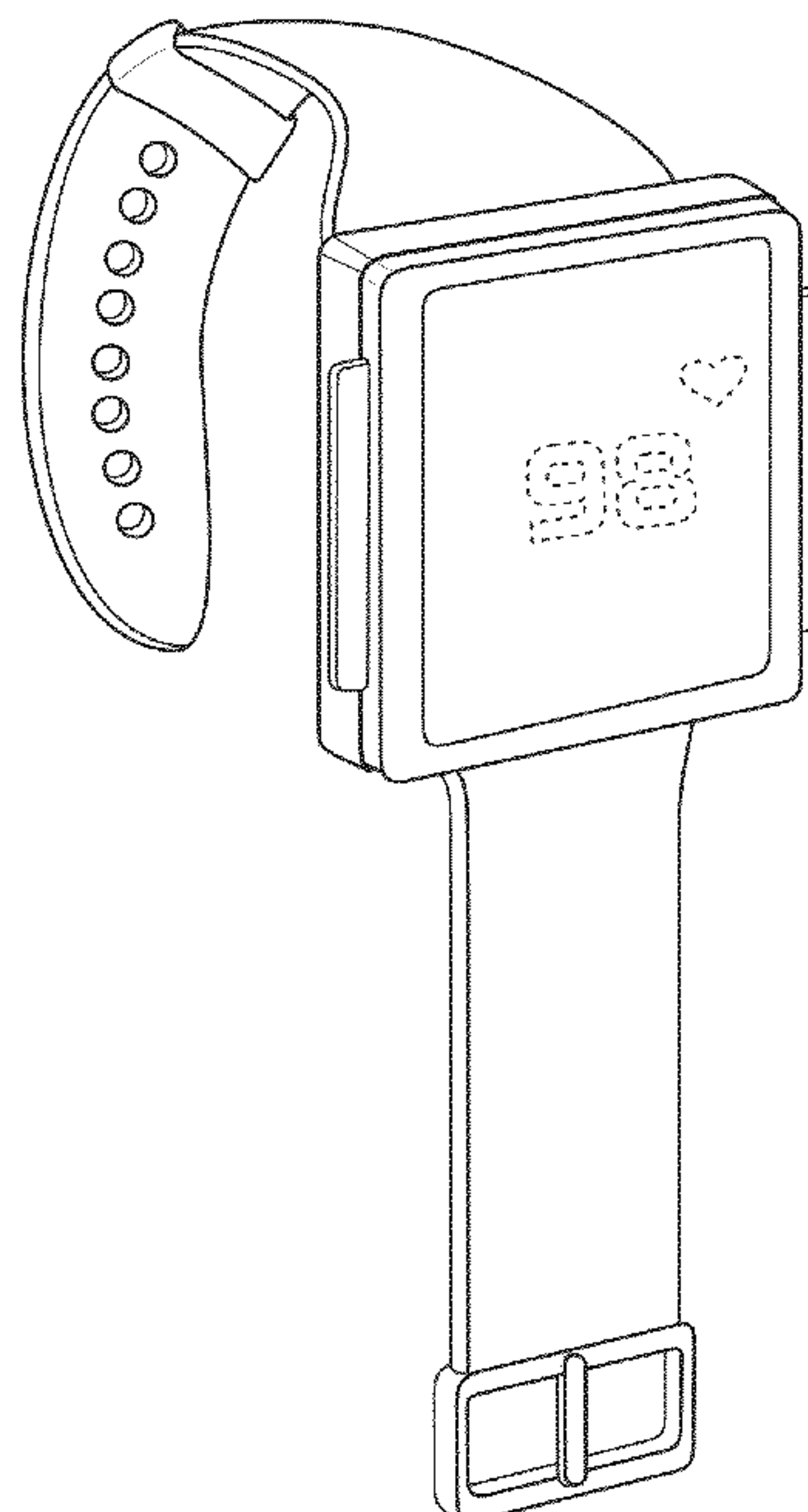
FIG. 6 is a fragmental back plan view thereof;

FIG. 7 is an exploded perspective view thereof; and,

FIG. 8 is a top perspective view thereof shown in a condition of use.

The broken lines in the FIG. 6 are included for the purpose of illustrating portions of the heart rate monitor that form no part of the claimed design, and all other broken lines in the drawings represent the environmental subject matters. None of the broken lines form a part of the claimed design.

1 Claim, 3 Drawing Sheets



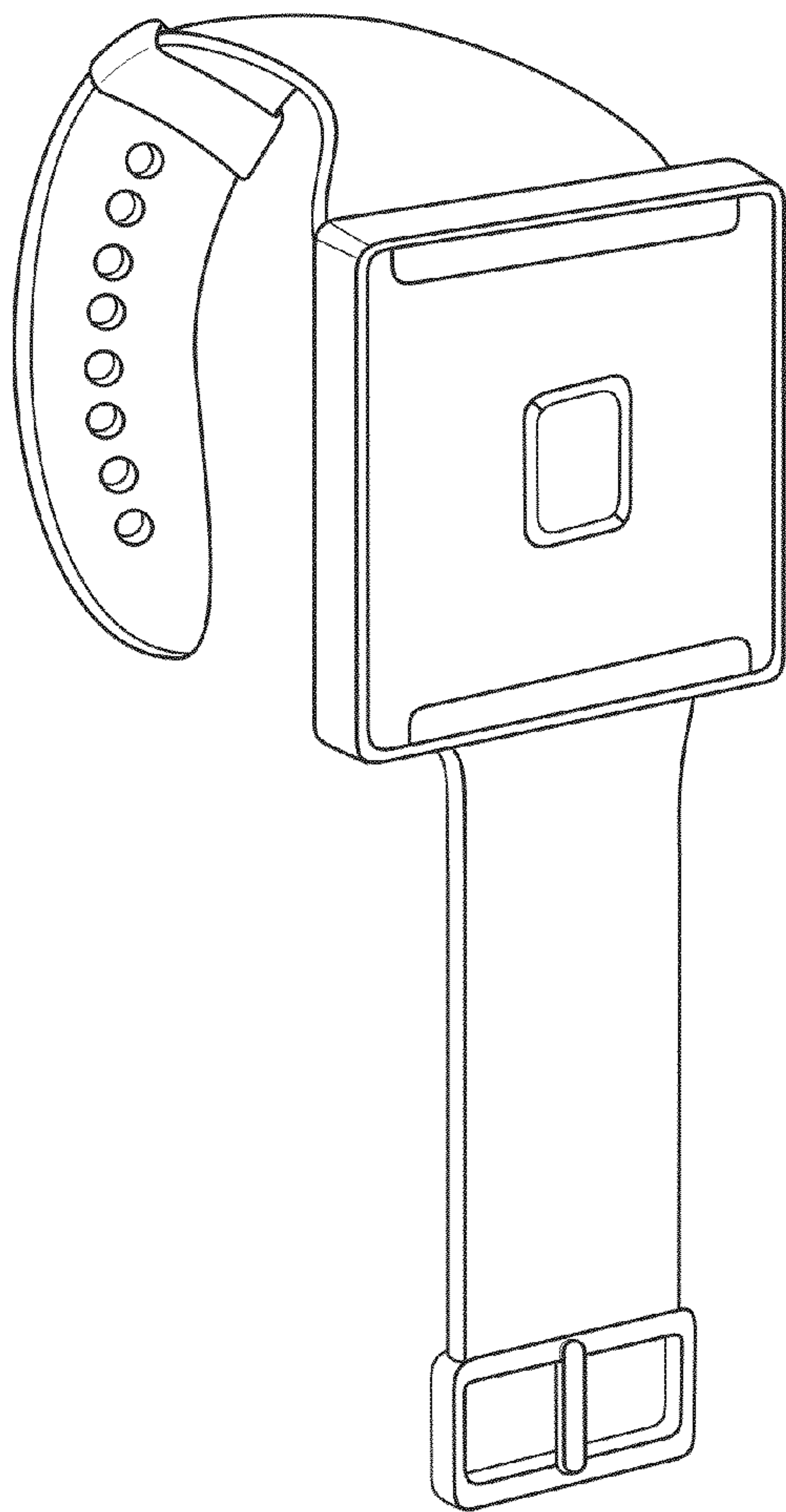


FIG. 1

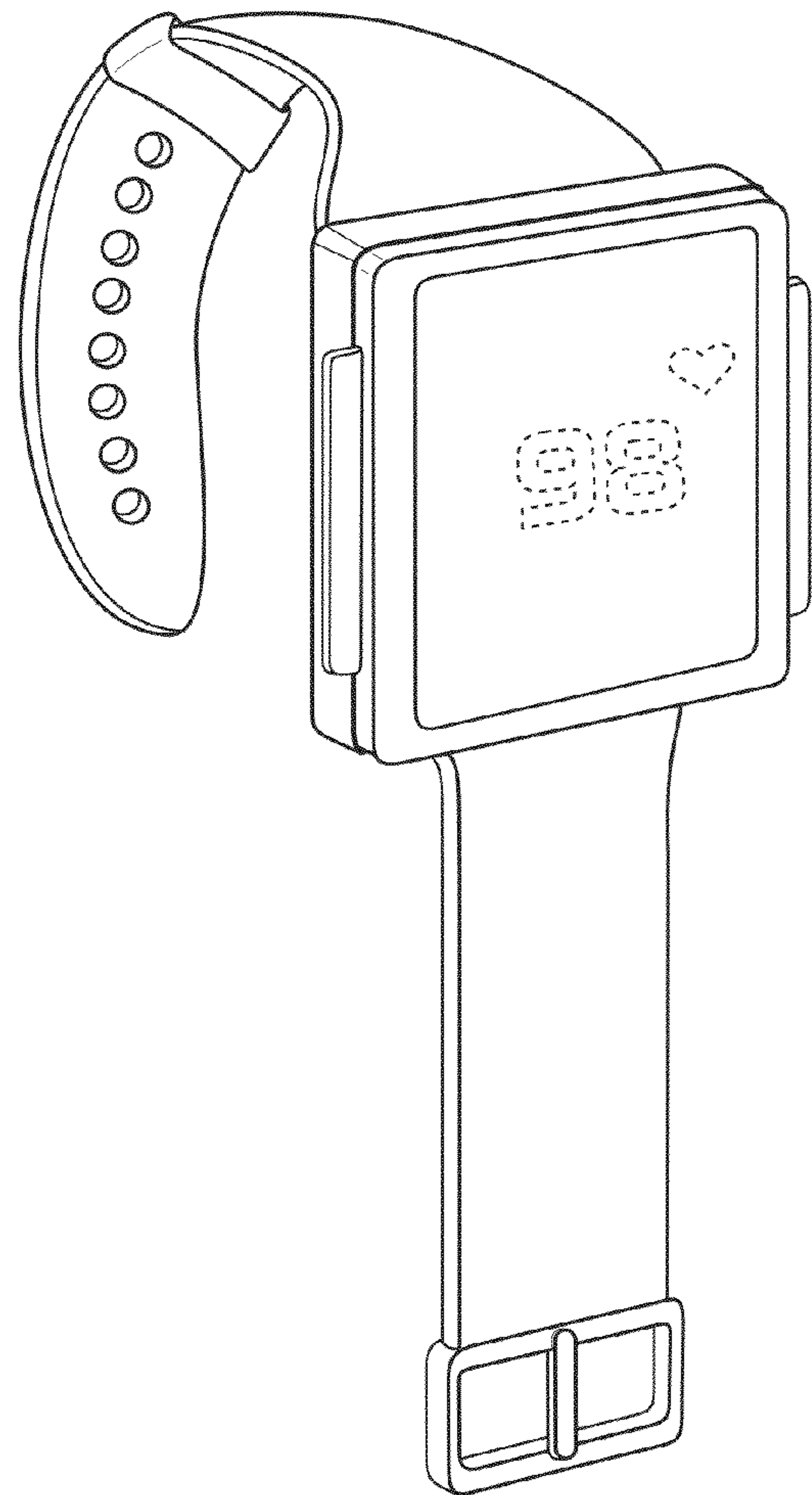


FIG. 2




FIG. 3



FIG. 4




FIG. 5

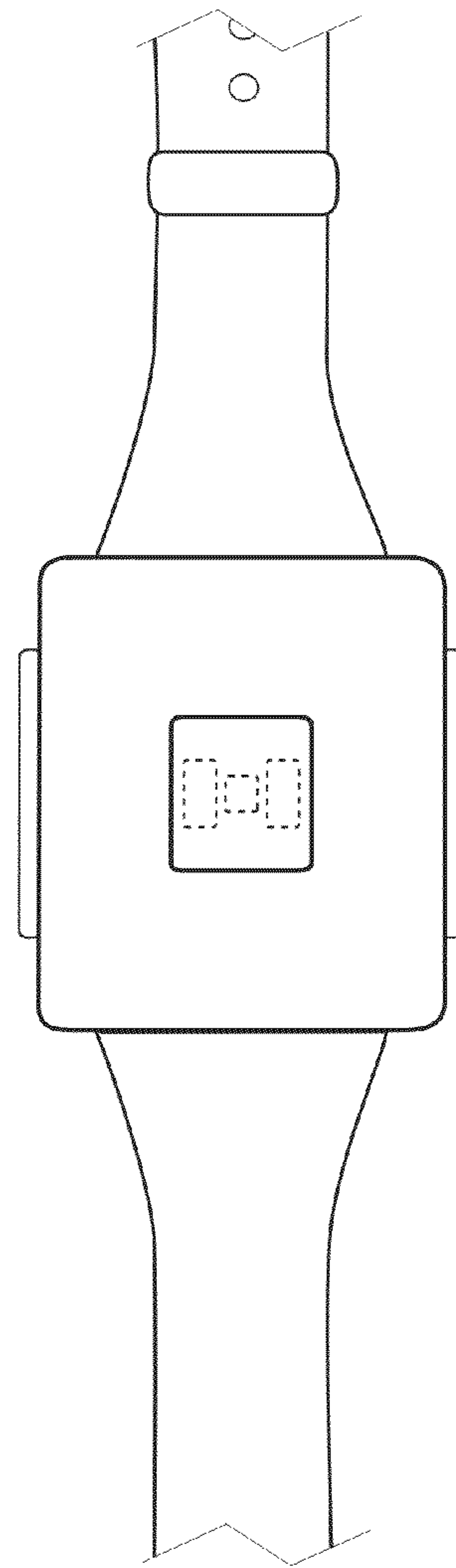


FIG. 6

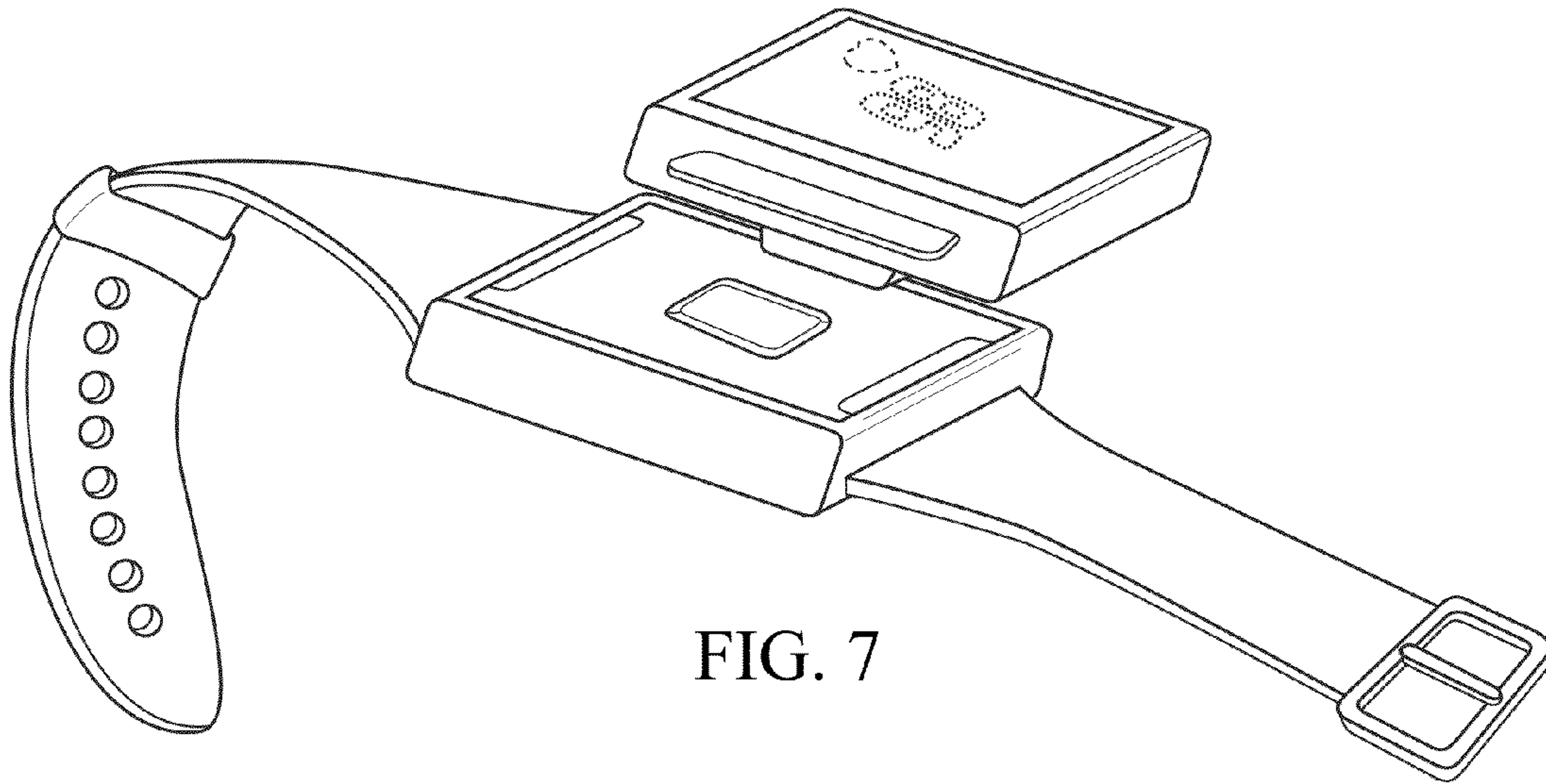


FIG. 7

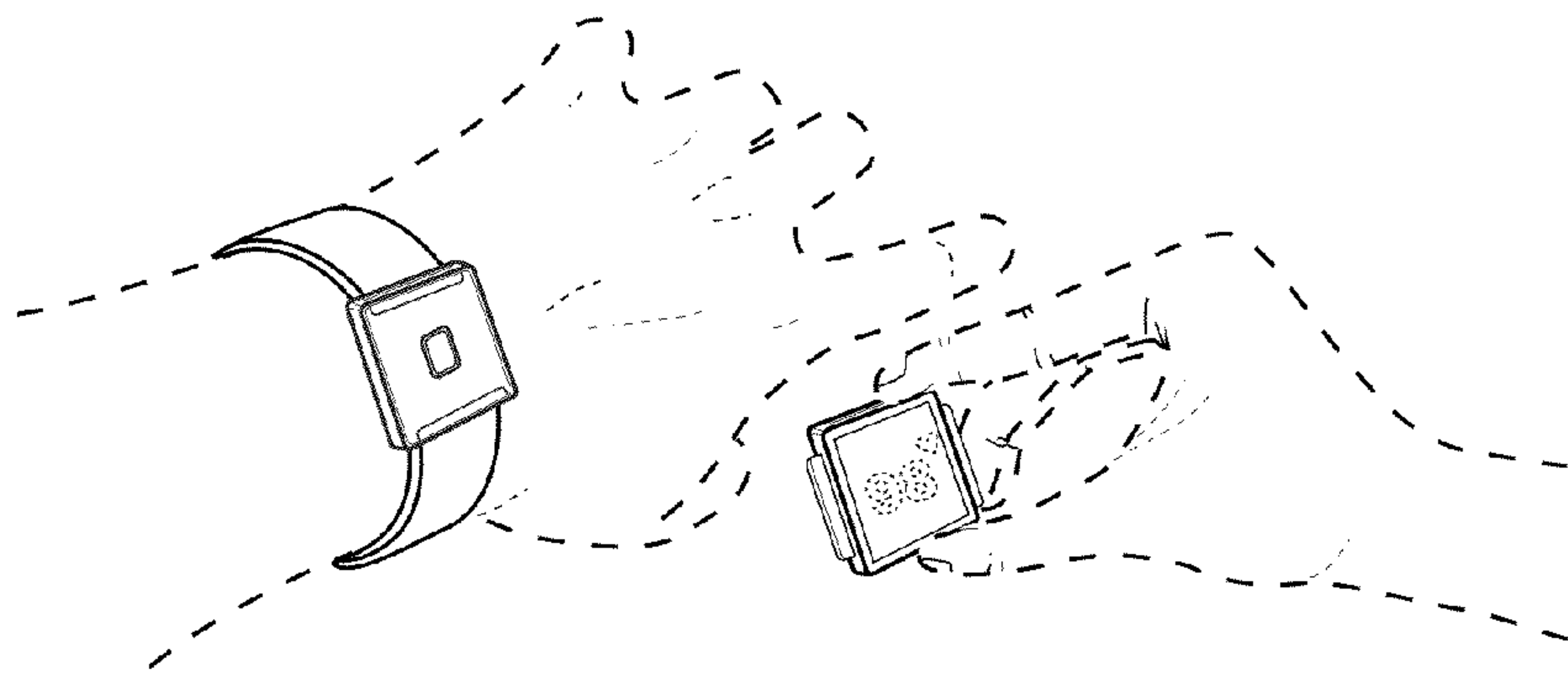


FIG. 8