



US00D674470S

(12) **United States Design Patent**
Jones

(10) **Patent No.:** **US D674,470 S**
(45) **Date of Patent:** **** Jan. 15, 2013**

(54) **URINAL TARGET**

(76) Inventor: **Michael Jones**, Omaha, NE (US)

(**) Term: **14 Years**

(21) Appl. No.: **29/398,181**

(22) Filed: **Jul. 27, 2011**

(51) **LOC (9) Cl.** **23-01**

(52) **U.S. Cl.** **D23/260**

(58) **Field of Classification Search** D23/260–261;
D4/130; 4/222.1, 309, 287, 290, 286, 292
See application file for complete search history.

(56) **References Cited**

U.S. PATENT DOCUMENTS

683,419	A *	9/1901	Burson	4/292
D180,194	S *	4/1957	Miller	D23/261
D194,776	S *	3/1963	Clark	D23/261
D194,777	S *	3/1963	Clark	D23/261
D253,145	S *	10/1979	Adam	D23/261
D253,146	S *	10/1979	Adam	D23/261
D258,181	S *	2/1981	Adam	D23/261
D258,472	S *	3/1981	Adam	D23/261
D281,270	S	11/1985	Doman	
4,773,863	A *	9/1988	Douglas, III	434/247
D331,960	S	12/1992	Alger	
D332,302	S *	1/1993	Brown	D23/261
D372,962	S	8/1996	Thomas	
D395,077	S	6/1998	Nagato	
6,055,681	A	5/2000	Lyons	
D431,638	S	10/2000	Chiu	
D456,492	S *	4/2002	Lourens	D23/261
D464,122	S *	10/2002	Mangan	D23/261
6,470,504	B1	10/2002	Neuo	
6,698,035	B1 *	3/2004	Grueser	4/301
6,908,392	B2 *	6/2005	Friedman et al.	463/49
D520,610	S *	5/2006	Wrate	D23/261
D545,418	S	6/2007	Cummings	
7,398,565	B1	7/2008	Chou	

(Continued)

Primary Examiner — Eric Goodman

(74) *Attorney, Agent, or Firm* — SoCal IP Law Group LLP;
Steven C. Sereboff; Yang S. Pak

(57) **CLAIM**

The ornamental design of a urinal target, as shown and described.

DESCRIPTION

A portion of the disclosure of this patent document contains material which is subject to copyright protection. This patent document may show and/or describe matter which is or may become trade dress of the owner. The copyright and trade dress owner has no objection to the facsimile reproduction by anyone of the patent disclosure as it appears in the Patent and Trademark Office patent files or records, but otherwise reserves all copyright and trade dress rights whatsoever.

FIG. 1 is an elevated perspective view of the urinal target.

FIG. 2 is a right side view of the urinal target.

FIG. 3 is a left side view of the urinal target.

FIG. 4 is a top plan view of the urinal target.

FIG. 5 is a front elevational view of the urinal target.

FIG. 6 is a right side perspective view of the urinal target in an example of a urinal.

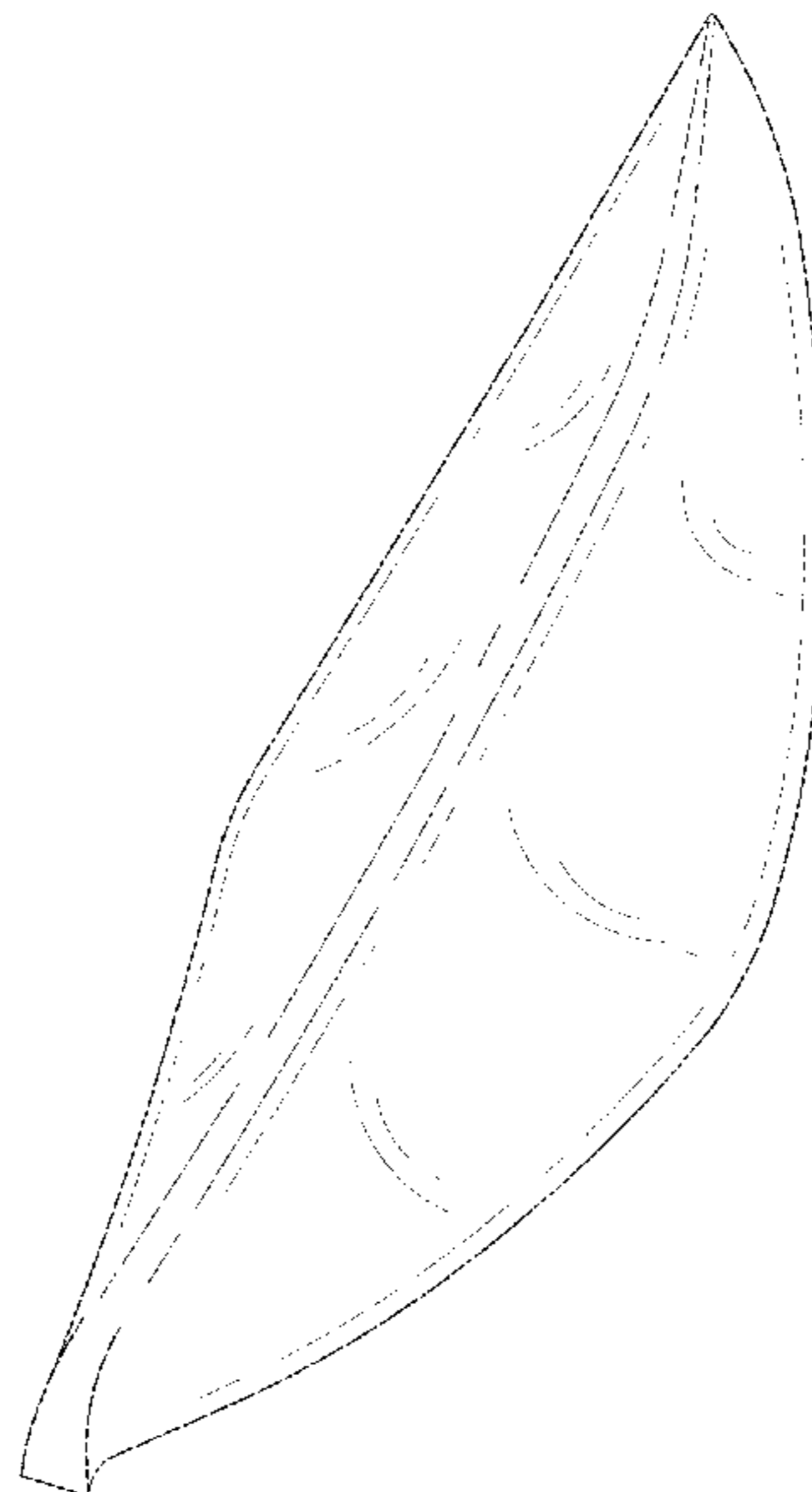
FIG. 7 is a left side perspective view of the urinal target in another example of a urinal.

FIG. 8 is a right side perspective view of the urinal target in another example of a urinal; and,

FIG. 9 is a left side perspective view of the urinal target in another example of a urinal.

It will be understood that the broken lines presented in the drawings are for illustration purposes only, and do not form a part of the claimed design.

1 Claim, 8 Drawing Sheets



US D674,470 S

Page 2

U.S. PATENT DOCUMENTS

D612,914 S * 3/2010 Morad D23/261
7,798,907 B2 * 9/2010 Piccionelli et al. 463/49
D626,638 S 11/2010 Reback et al.

D630,714 S * 1/2011 Dukes D23/260
D631,531 S * 1/2011 Morad D23/261
8,056,153 B2 * 11/2011 Ruedas 4/309
* cited by examiner



FIG. 1

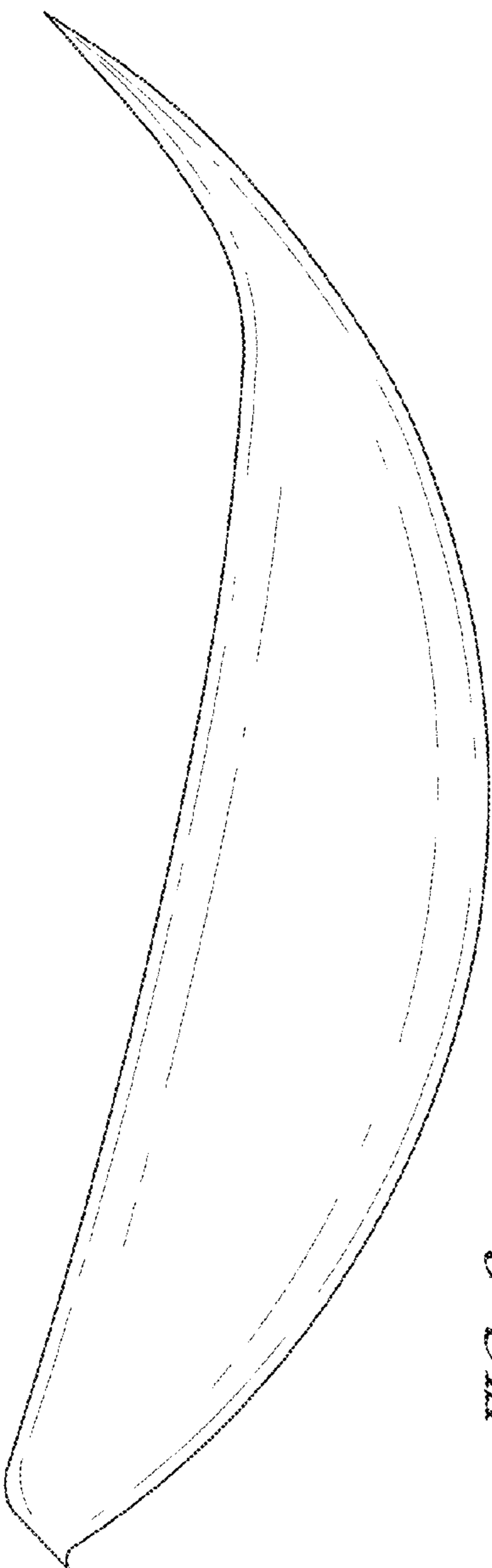


FIG. 2

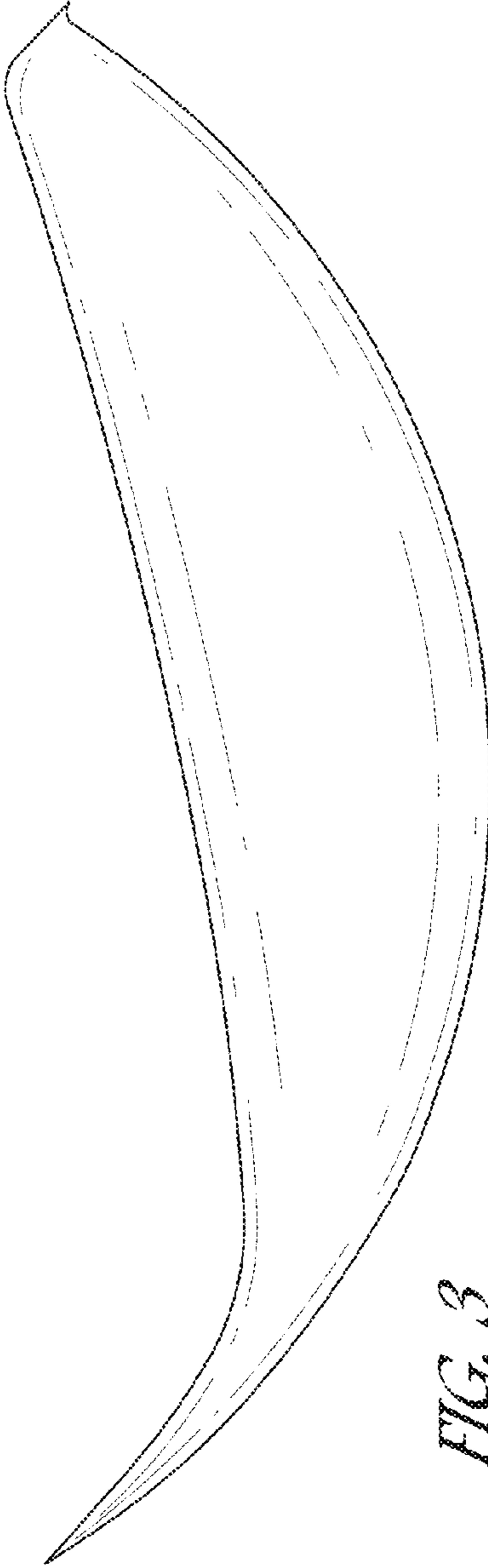


FIG. 3

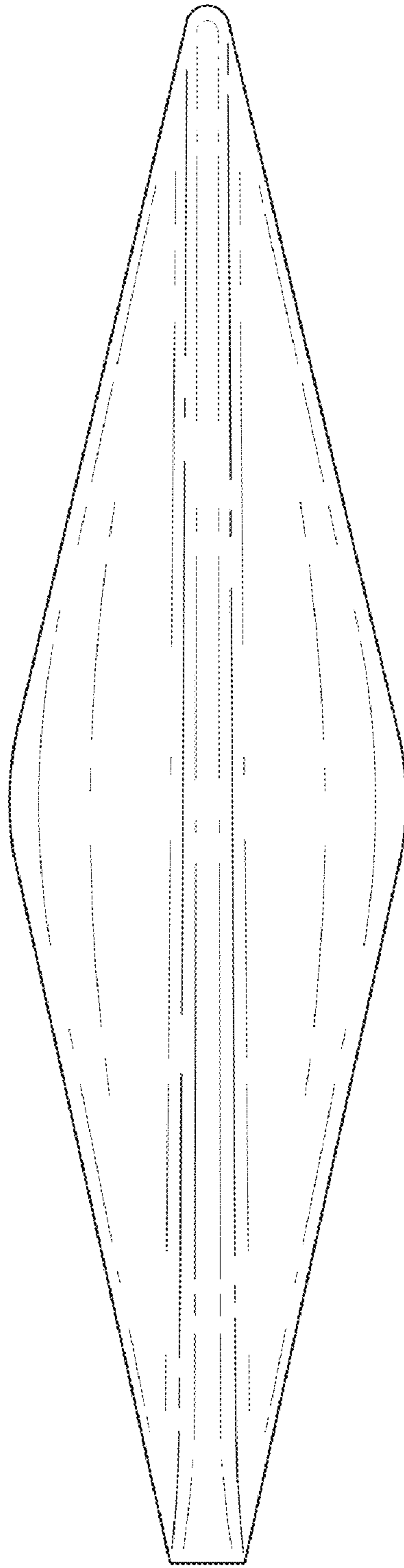


FIG. 4

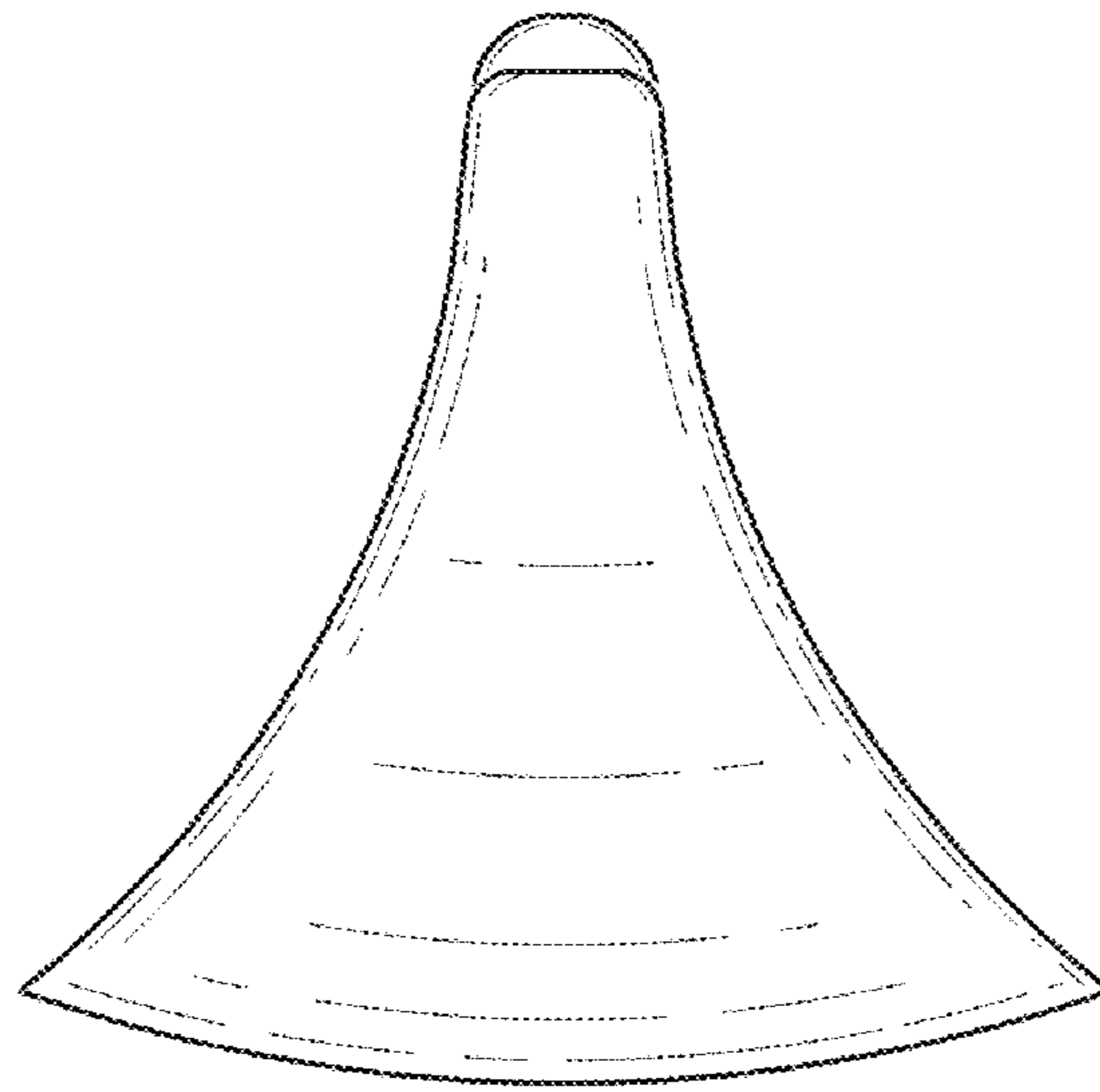


FIG. 5

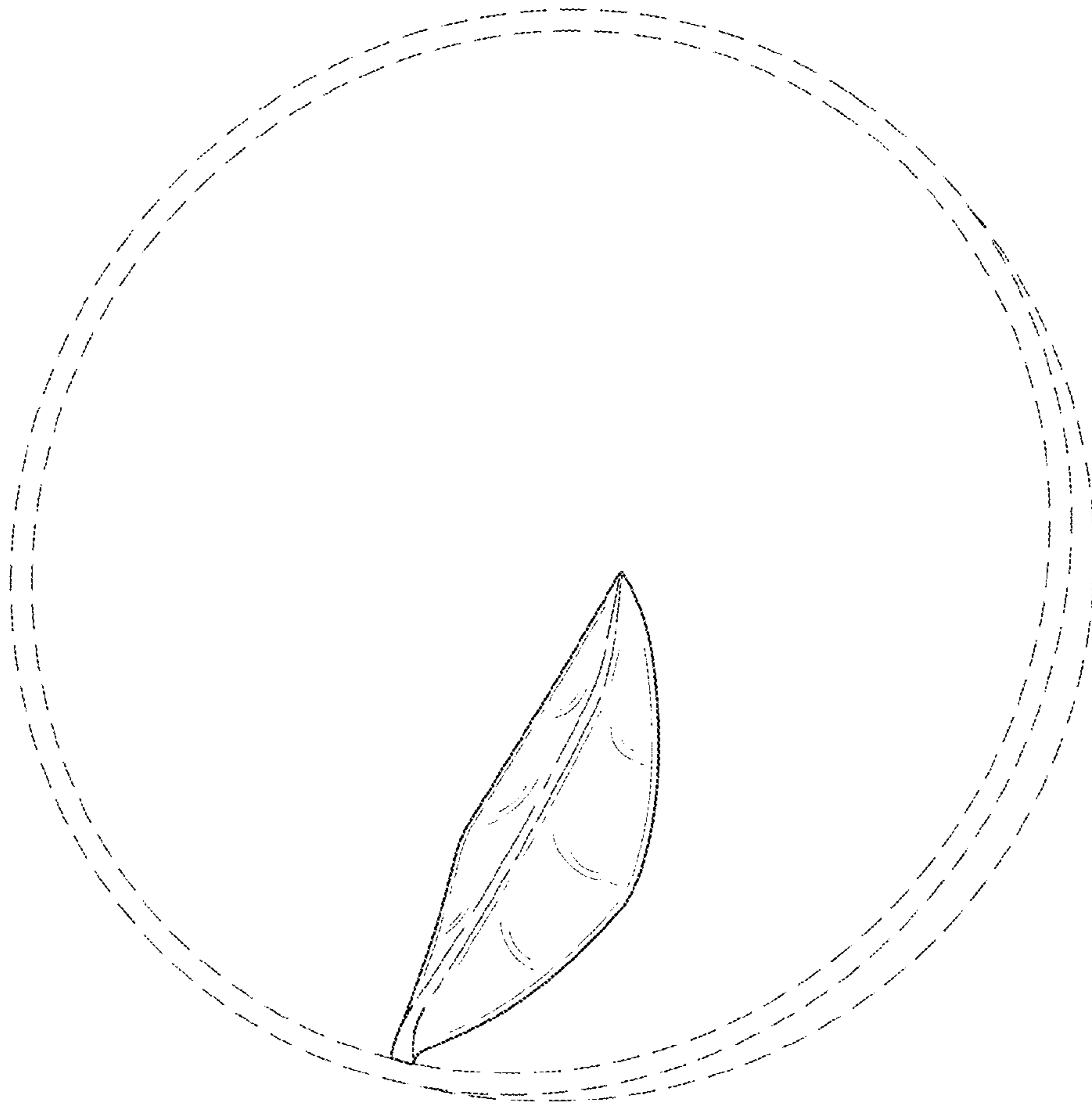


FIG. 6

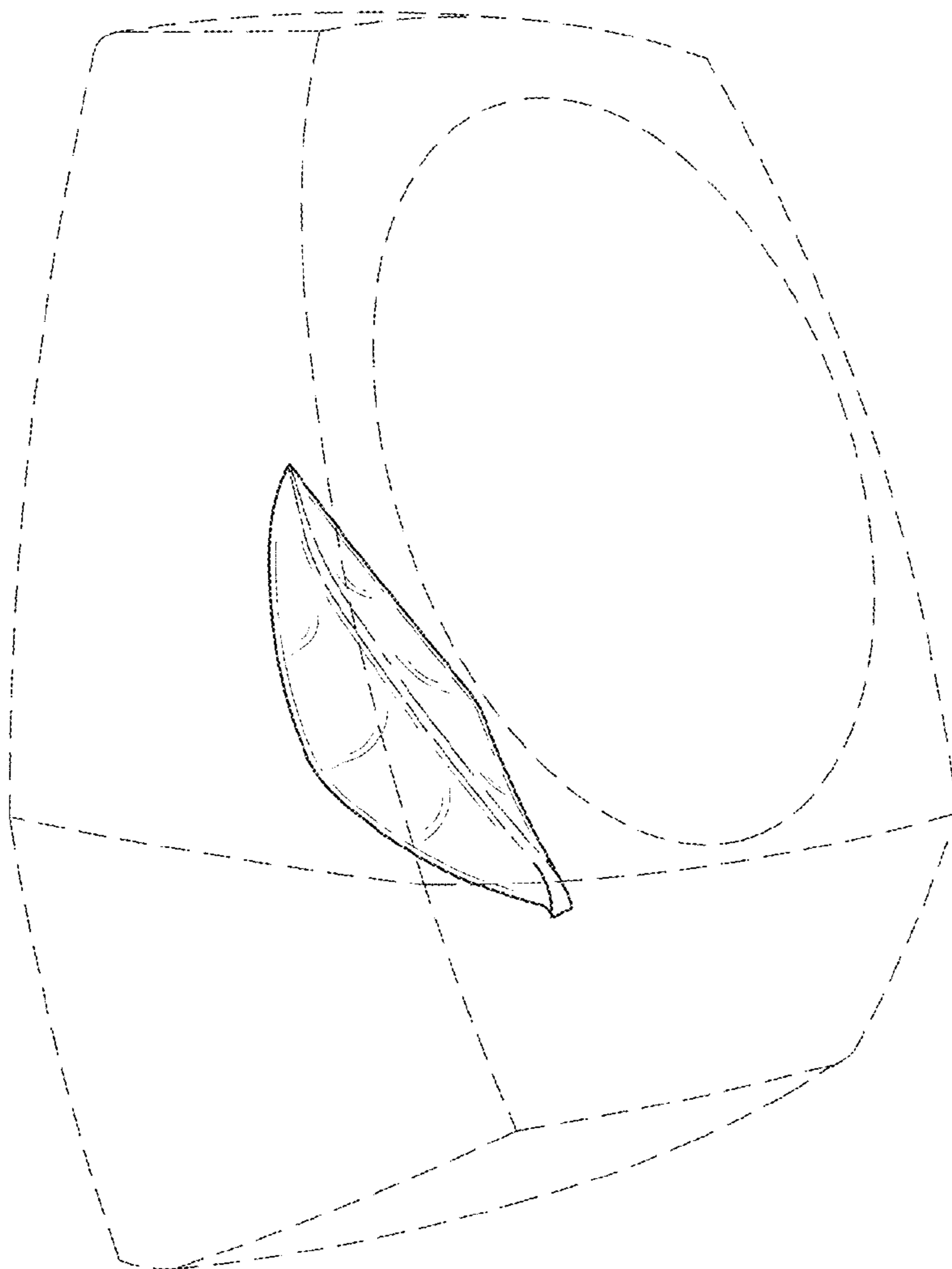


FIG. 7

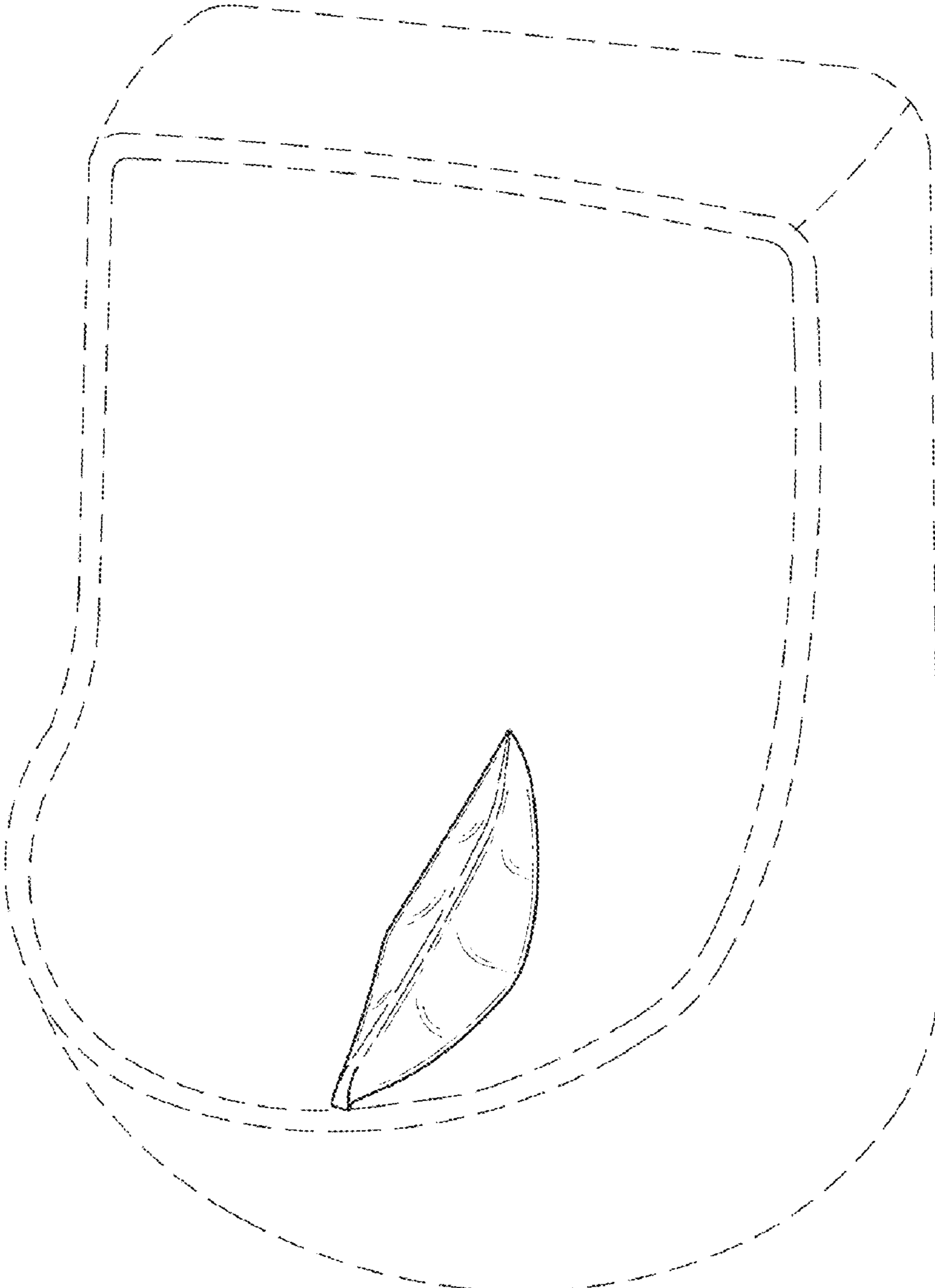


FIG. 8

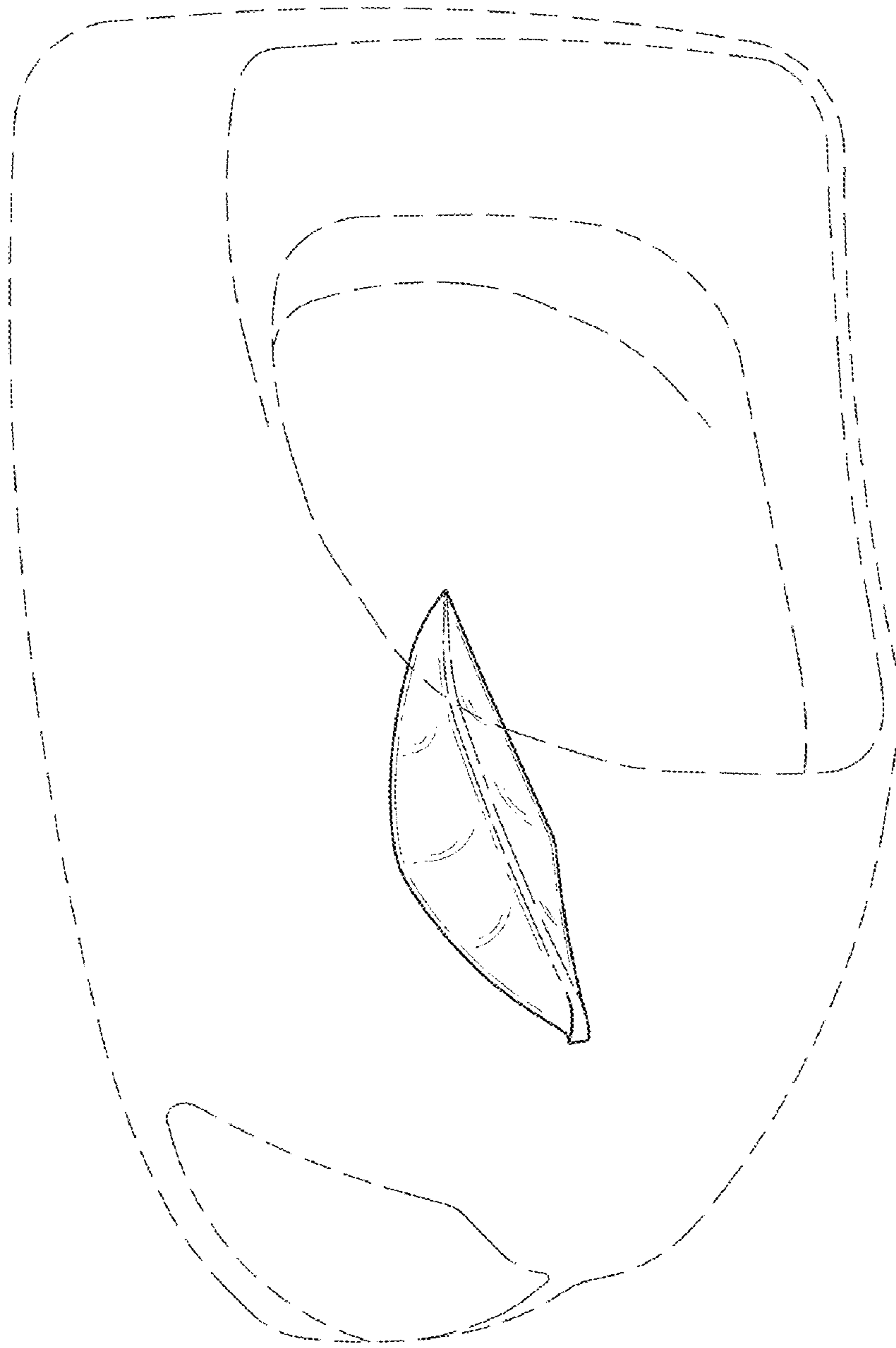


FIG. 9