



US00D674460S

(12) **United States Design Patent**  
**Lamb**

(10) **Patent No.:** **US D674,460 S**  
(45) **Date of Patent:** **\*\* Jan. 15, 2013**

(54) **FISHING LURE**

(76) Inventor: **David R. Lamb**, Depoe Bay, OR (US)

(\*\*) Term: **14 Years**

(21) Appl. No.: **29/429,470**

(22) Filed: **Aug. 10, 2012**

(51) **LOC (9) Cl.** ..... **22-05**

(52) **U.S. Cl.** ..... **D22/127**

(58) **Field of Classification Search** ..... D22/126-133;  
43/42.3, 43.2, 42.24, 42.26, 42.28

See application file for complete search history.

(56) **References Cited**

**U.S. PATENT DOCUMENTS**

|                |         |            |       |          |
|----------------|---------|------------|-------|----------|
| D241,347 S *   | 9/1976  | Robinson   | ..... | D22/126  |
| D251,009 S *   | 2/1979  | Stutzman   | ..... | D22/132  |
| 4,619,069 A *  | 10/1986 | Strickland | ..... | 43/42.26 |
| D316,289 S *   | 4/1991  | Smith      | ..... | D22/127  |
| 6,363,651 B1 * | 4/2002  | Garst      | ..... | 43/42.24 |

\* cited by examiner

*Primary Examiner* — Catheri Oliver-Garcia

(74) *Attorney, Agent, or Firm* — QuickPatents, Inc.; Kevin Prince

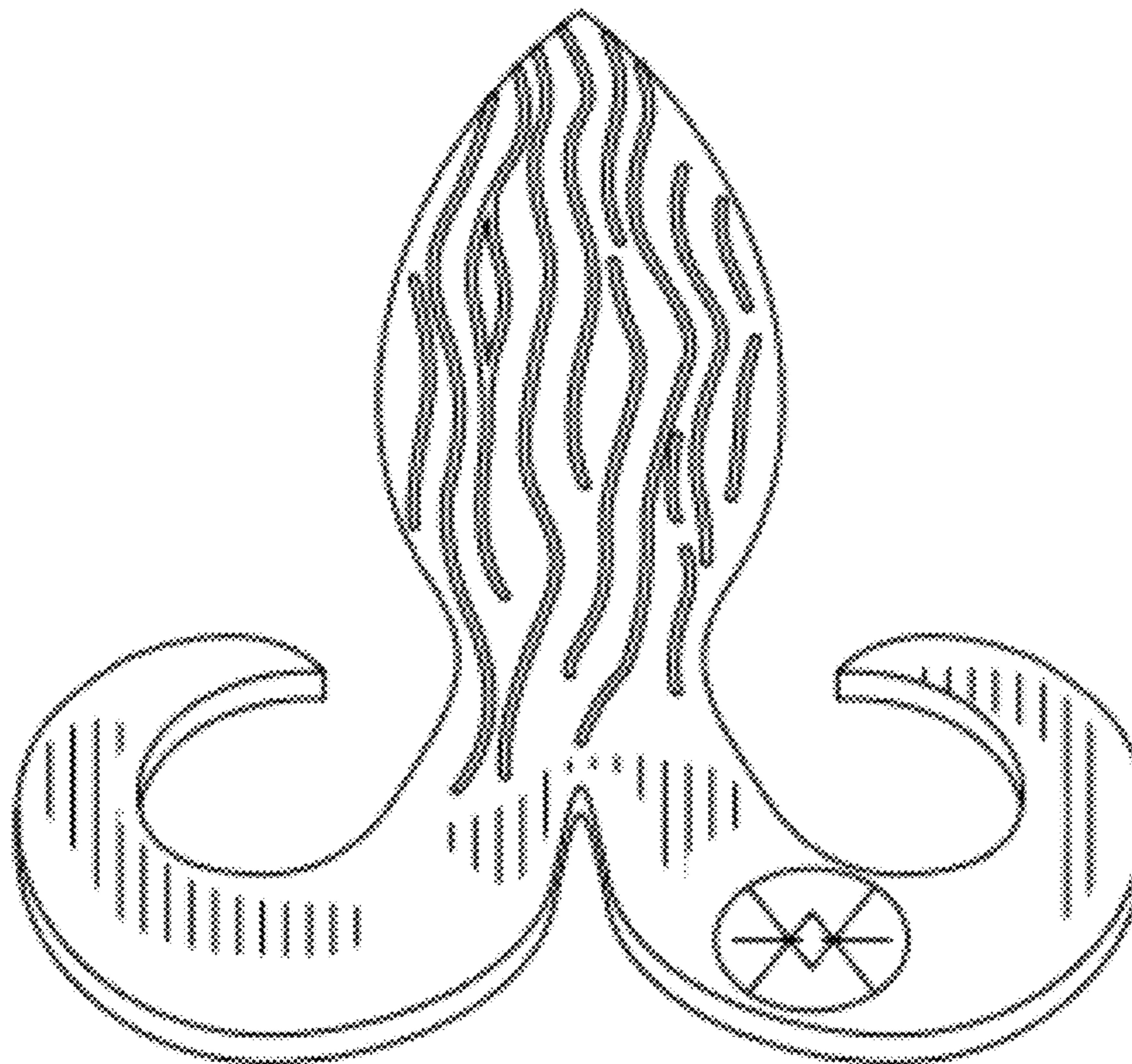
(57) **CLAIM**

I claim the ornamental design for a fishing lure, as shown and described.

**DESCRIPTION**

FIG. 1 is a perspective view of a fishing lure, showing my new design;  
FIG. 2 is a front elevational view thereof;  
FIG. 3 is a rear elevational view thereof;  
FIG. 4 is a left-side elevational view thereof, the right-side elevational view being a mirror image thereof;  
FIG. 5 is a top plan view thereof; and,  
FIG. 6 is a bottom plan view thereof.

**1 Claim, 2 Drawing Sheets**



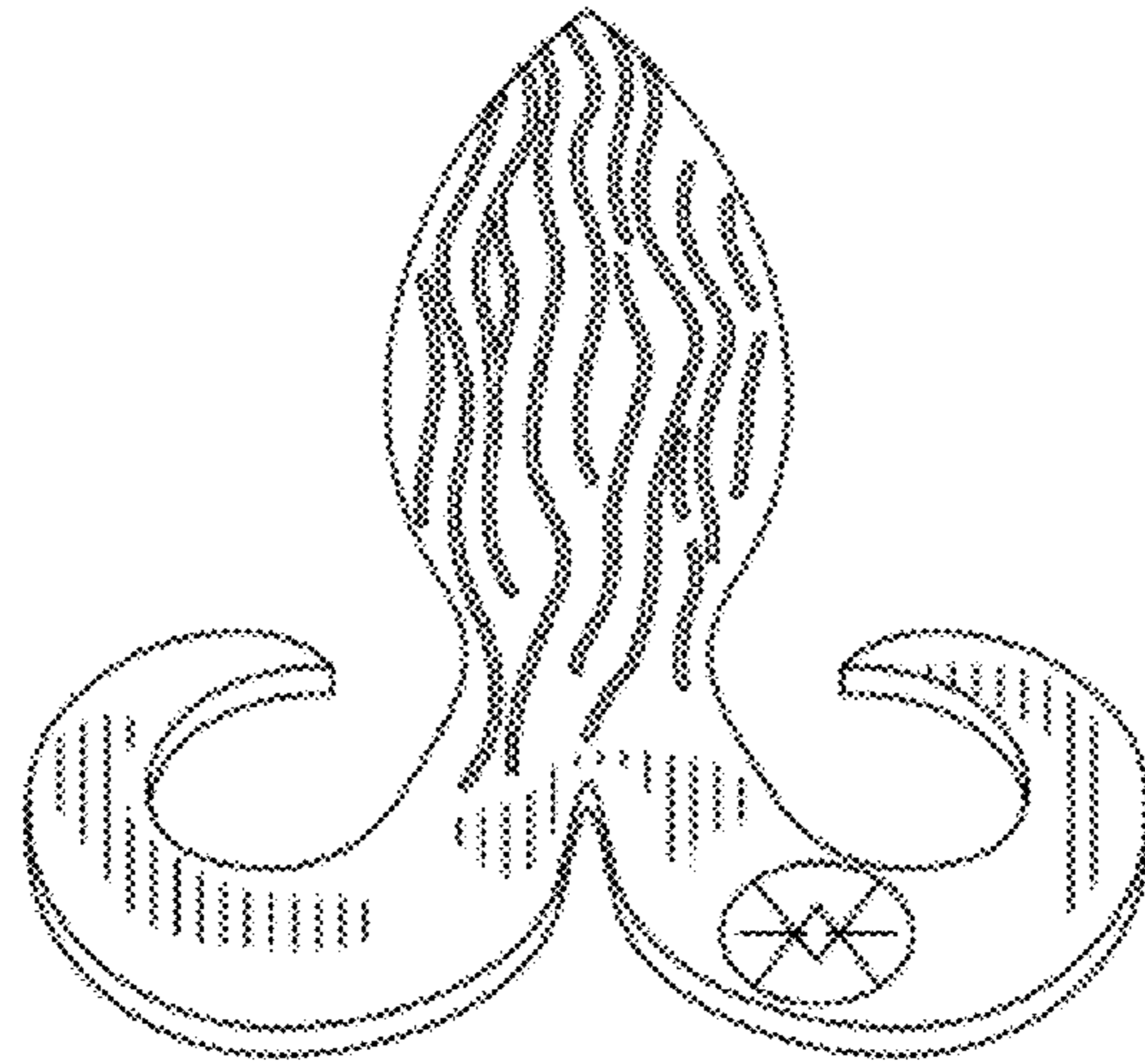


FIG. 1

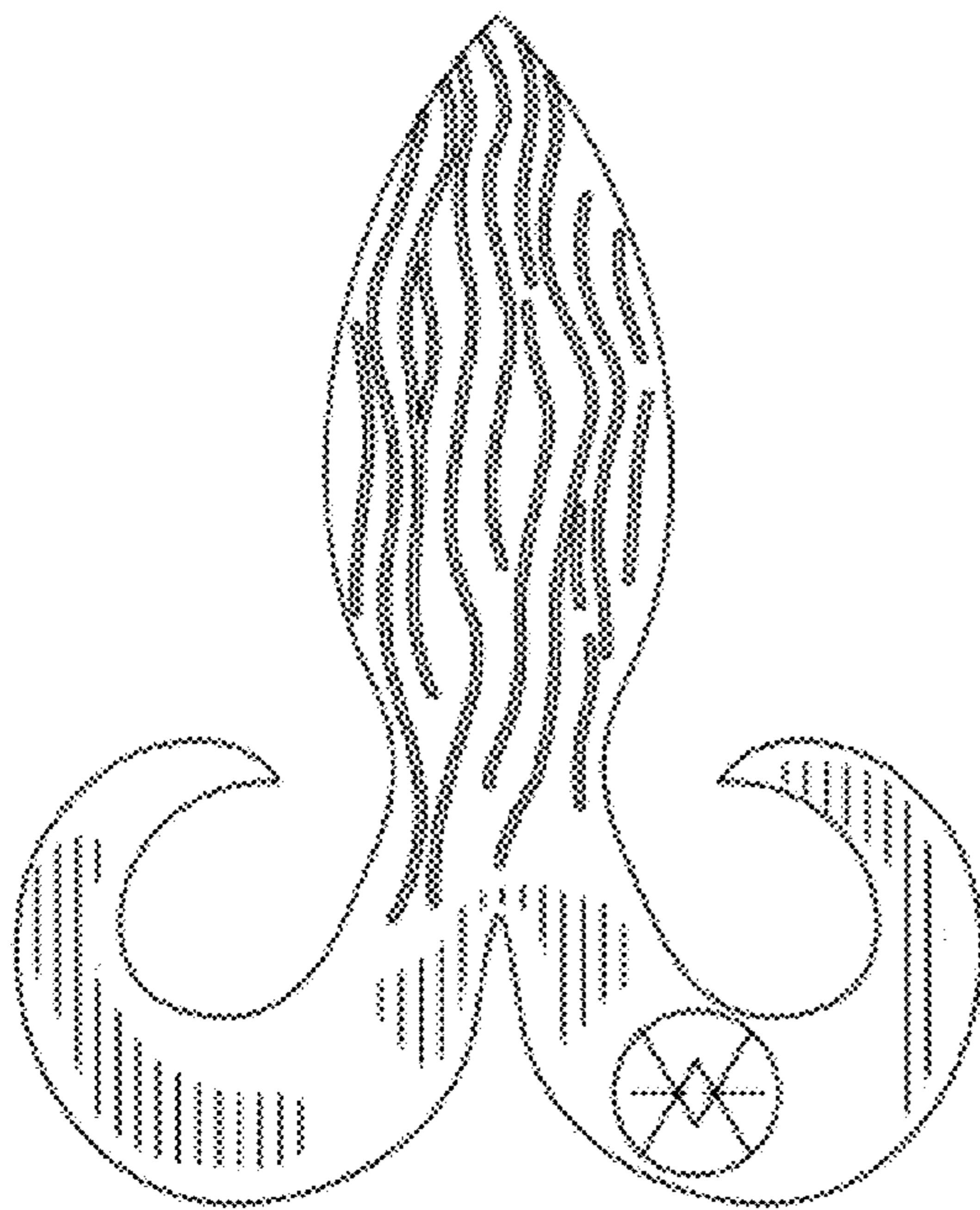


FIG. 2

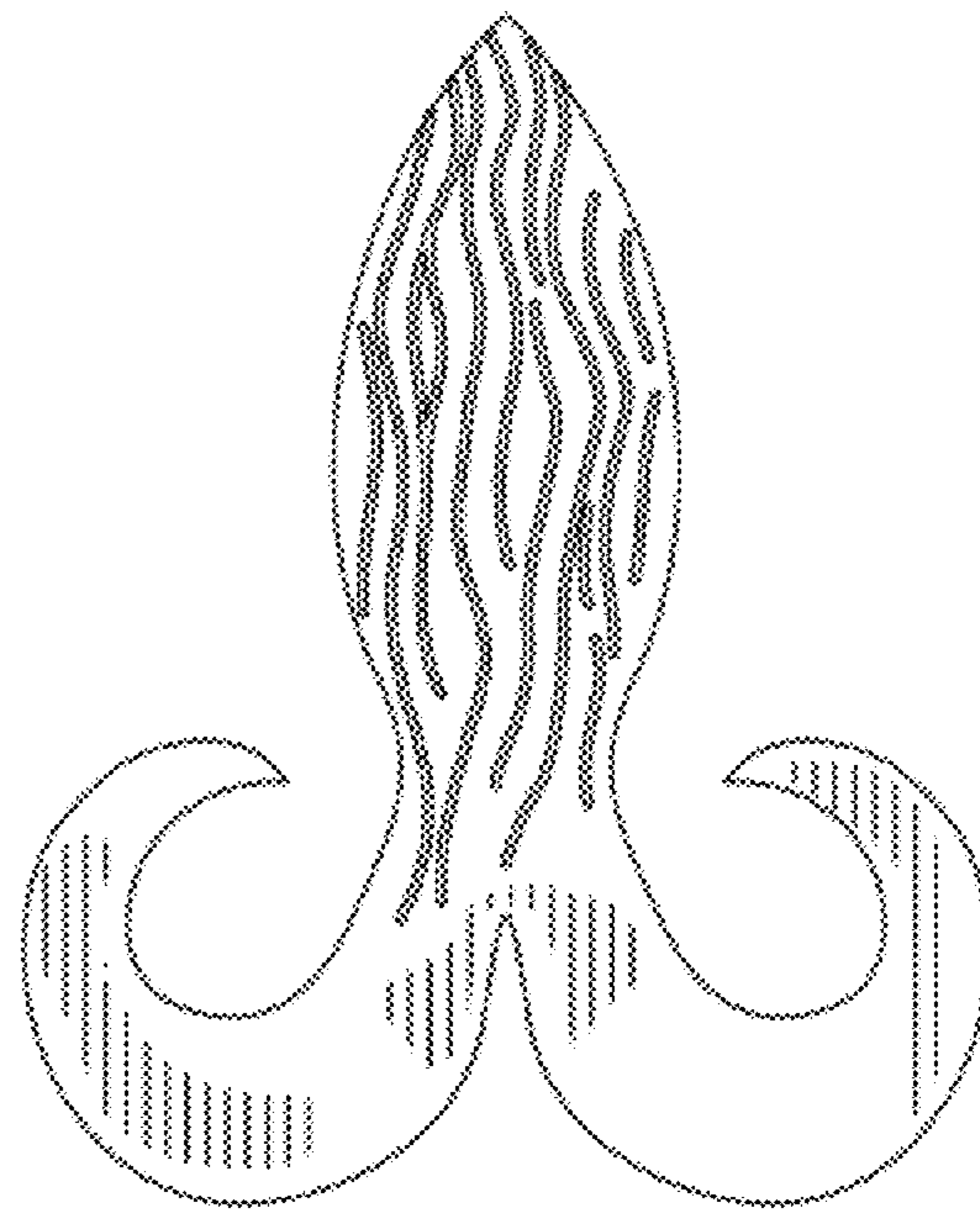


FIG. 3




FIG. 4



FIG. 5




FIG. 6