



US00D674454S

(12) **United States Design Patent**  
**Åsberg**

(10) **Patent No.:** **US D674,454 S**

(45) **Date of Patent:** **\*\* Jan. 15, 2013**

(54) **GOLF TEE HOLDER**

(75) Inventor: **Kenneth Åsberg**, Västerås (SE)

(73) Assignee: **Kenneth Asberg**, Vasteras (SE)

(\*\*) Term: **14 Years**

(21) Appl. No.: **29/415,657**

(22) Filed: **Mar. 13, 2012**

(30) **Foreign Application Priority Data**

Sep. 13, 2011 (EM) ..... 001292973-0001

(51) **LOC (9) Cl.** ..... **21-02**

(52) **U.S. Cl.** ..... **D21/796**

(58) **Field of Classification Search** ..... D21/789,  
D21/796, 720; 473/284, 389; 206/315.1,  
206/315.5; 224/576, 251, 274, 249; D3/259  
See application file for complete search history.

(56) **References Cited**

**U.S. PATENT DOCUMENTS**

2,112,339	A *	3/1938	Kasperek	.....	224/249
3,360,170	A *	12/1967	Scannell et al.	.....	224/274
4,993,613	A *	2/1991	Frisbie	.....	224/251
5,172,839	A *	12/1992	Frisbie	.....	224/251
D387,837	S *	12/1997	Luchynsky	.....	D3/259
D476,053	S *	6/2003	Goserud	.....	D21/789

6,988,646	B2 *	1/2006	White	.....	224/269
D543,695	S *	6/2007	Sands	.....	D3/221
D567,320	S *	4/2008	Pelosi	.....	D21/796
D610,644	S *	2/2010	Song	.....	D21/796
D653,720	S *	2/2012	Piatkowski	.....	D21/793

\* cited by examiner

*Primary Examiner* — Mitchell Siegel

(74) *Attorney, Agent, or Firm* — Pearl Cohen Zedek Latzer, LLP

(57) **CLAIM**

The ornamental design for a golf tee holder, as shown and described.

**DESCRIPTION**


FIG. 1 shows a front elevational view of the golf tee holder; FIG. 2 shows a back elevational view of the golf tee holder; FIG. 3 shows a right side elevational view of the golf tee holder;

FIG. 4 shows a left side elevational view of the golf tee holder; FIG. 5 shows a top plan view of the golf tee holder;

FIG. 6 shows a bottom plan view of the golf tee holder; and, FIG. 7 shows a front, right side perspective view of the golf tee holder with a golf tee inserted therein.

The broken line portions are drawn for environmental purposes only and form no part of the claimed design.

**1 Claim, 3 Drawing Sheets**



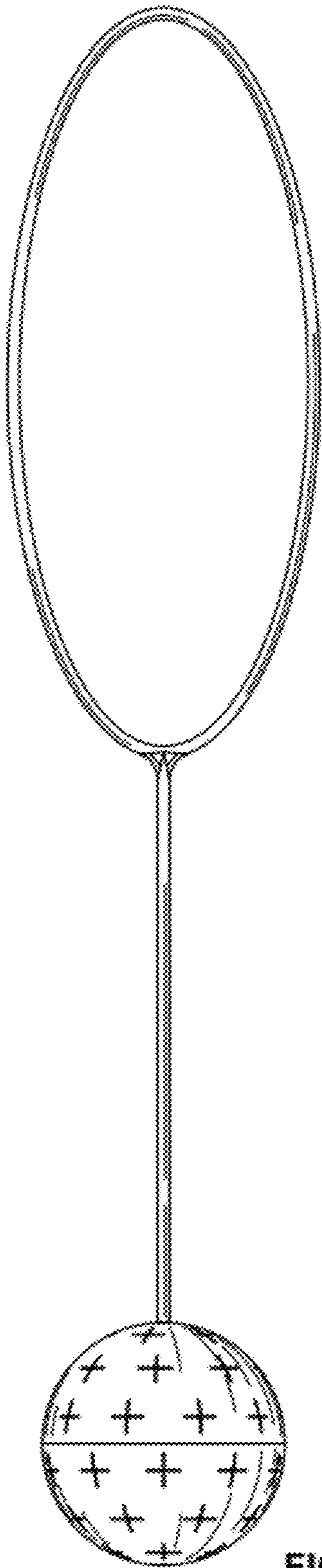


FIG. 1

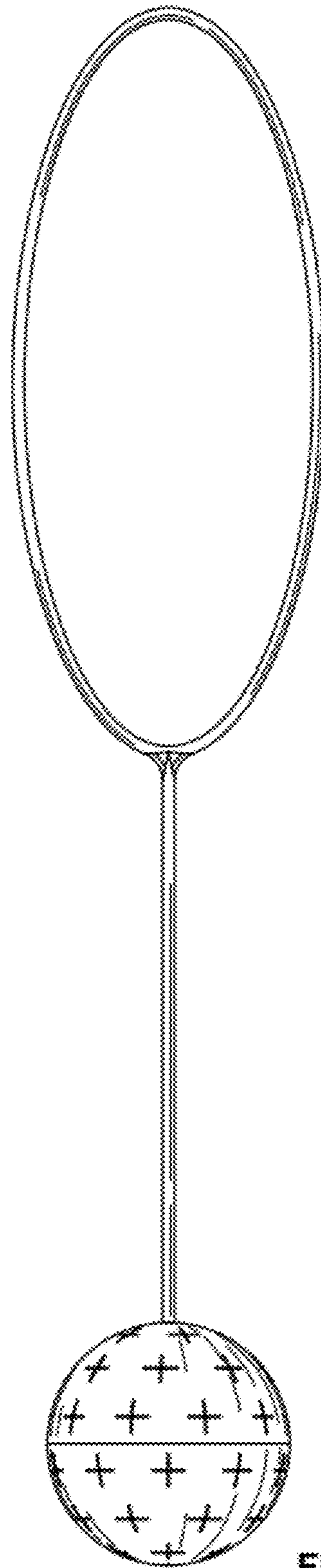


FIG. 2

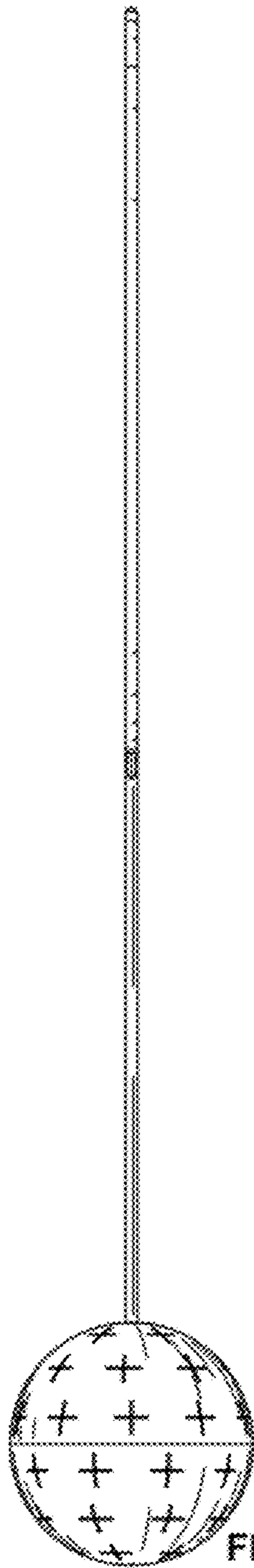


FIG. 3

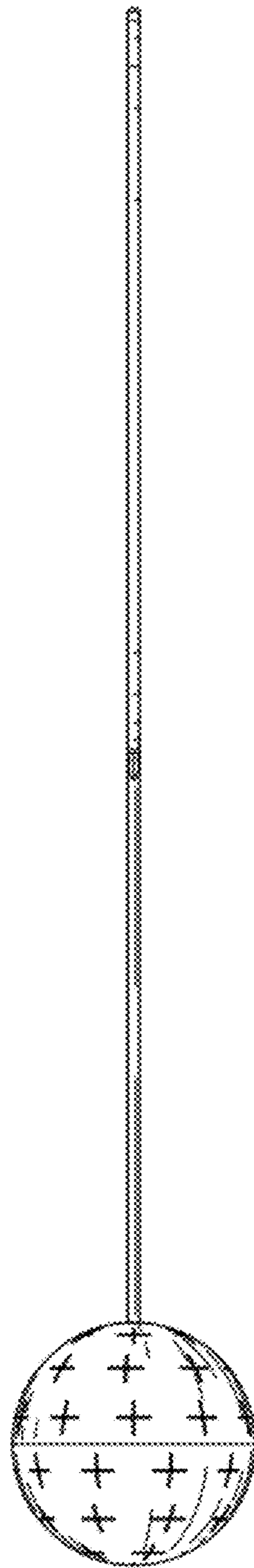


FIG. 4

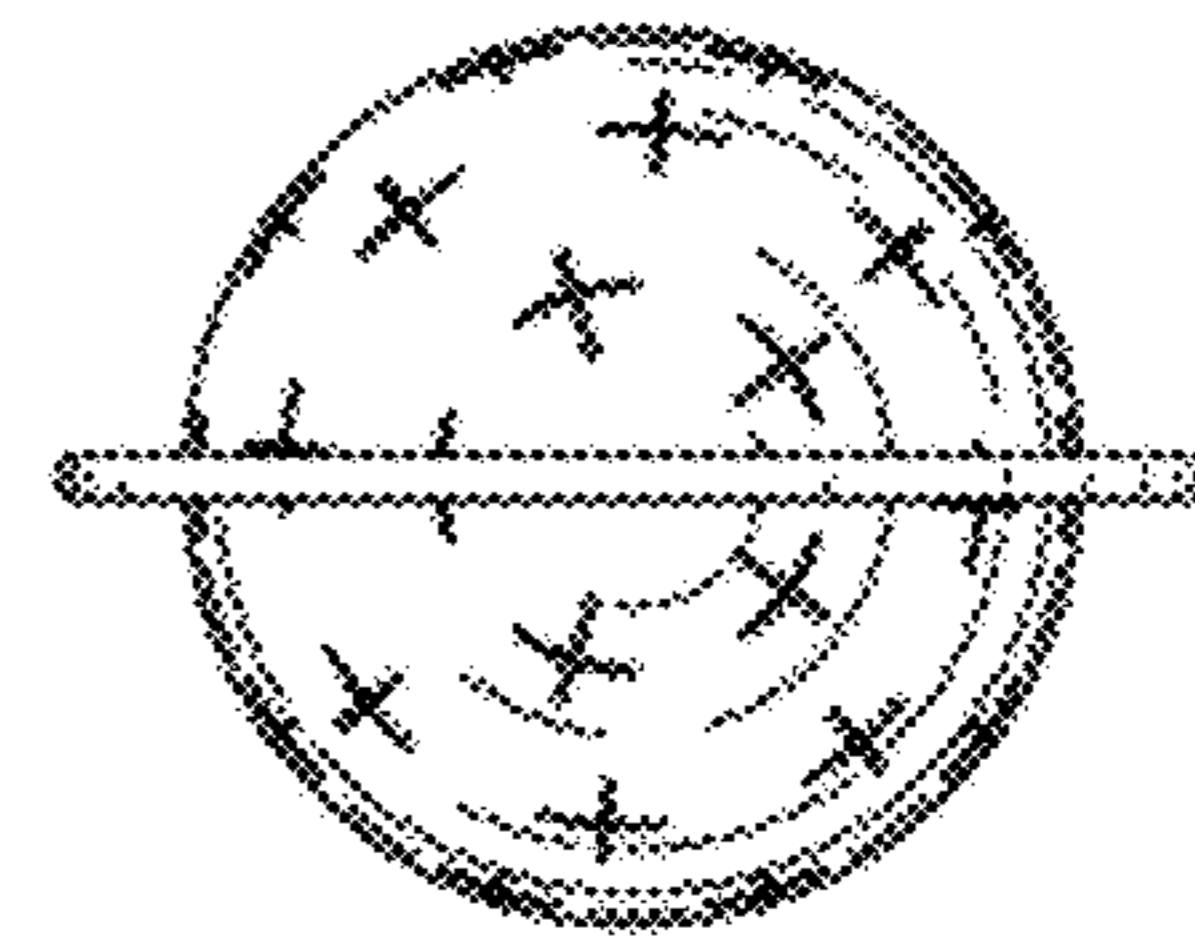


FIG. 5

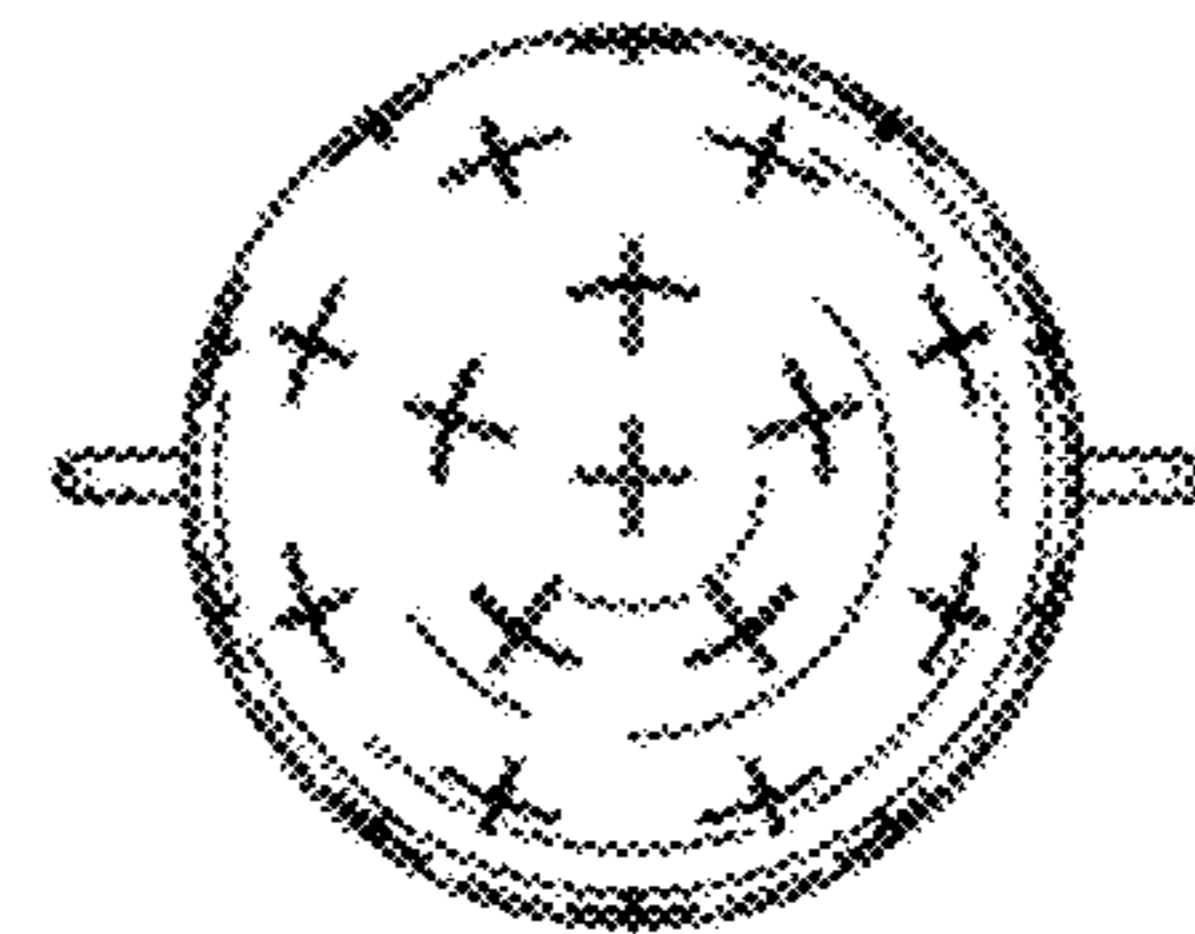


FIG. 6

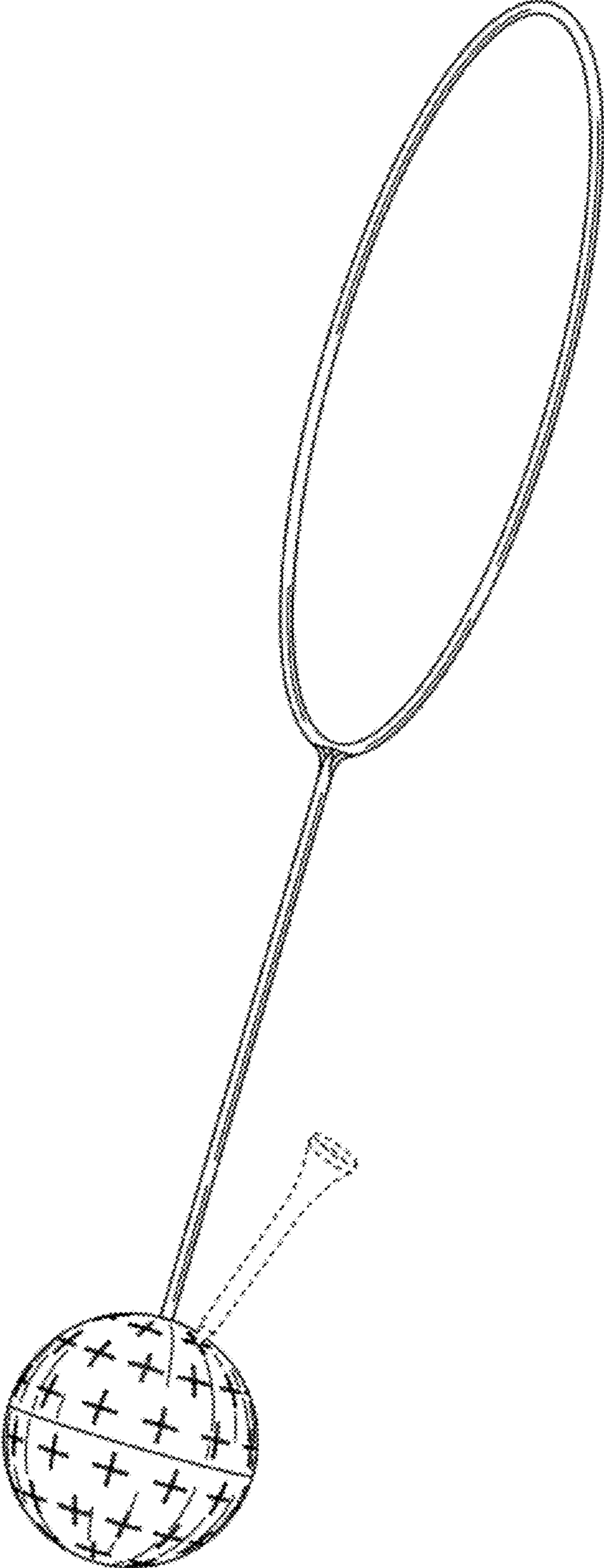


FIG. 7