



US00D674452S

(12) **United States Design Patent**
Figler et al.

(10) **Patent No.:** **US D674,452 S**

(45) **Date of Patent:** **** Jan. 15, 2013**

(54) **SURFBOARD**

(76) Inventors: **Christopher James Figler**, Valley Center, CA (US); **Stowe Porter Figler**, Valley Center, CA (US)

(**) Term: **14 Years**

(21) Appl. No.: **29/425,130**

(22) Filed: **Jun. 20, 2012**

(51) **LOC (9) Cl.** **21-02**

(52) **U.S. Cl.** **D21/769**

(58) **Field of Classification Search** D21/769-770,
D21/801, 803, 809; 114/253, 345-346; 441/35,
441/66, 74, 40-42, 129-132; 472/128-129;
D12/5, 6, 316

See application file for complete search history.

(56) **References Cited**

U.S. PATENT DOCUMENTS

D276,359 S *	11/1984	Churchill	D21/769
D349,935 S *	8/1994	Simonson	D21/769
D394,294 S *	5/1998	Parant	D21/760
D447,529 S *	9/2001	Fireman et al.	D21/769

D449,253 S *	10/2001	Fireman et al.	D12/11
D465,746 S *	11/2002	Fireman et al.	D12/11
D466,440 S *	12/2002	Fireman et al.	D12/11
D512,941 S *	12/2005	Maier	D12/11
D635,213 S *	3/2011	Hunter	D21/769

* cited by examiner

Primary Examiner — Zenia Bennett

(74) *Attorney, Agent, or Firm* — The Fraser Firm, P.C.; Keith Fraser

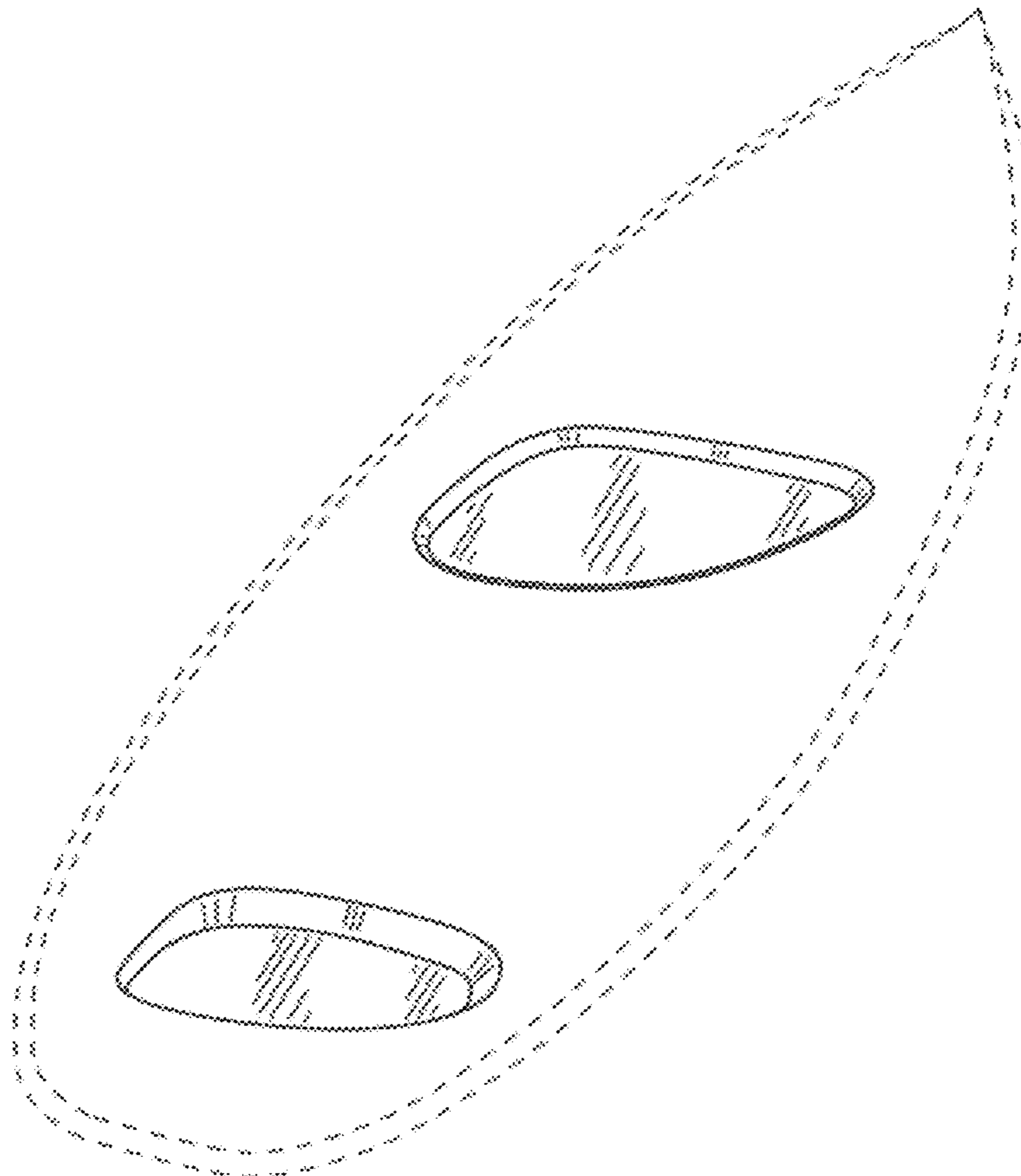
(57) **CLAIM**

The ornamental design of a surfboard, as illustrated and described.

DESCRIPTION

FIG. 1 is perspective view of the surfboard;
FIG. 2 is a rear view thereof;
FIG. 3 is a right side view thereof;
FIG. 4 is a top view thereof;
FIG. 5 is a left side view thereof;
FIG. 6 is a front view thereof;
FIG. 7 is a bottom view thereof; and,
FIG. 8 is a center-line cross-sectional view thereof.

1 Claim, 4 Drawing Sheets



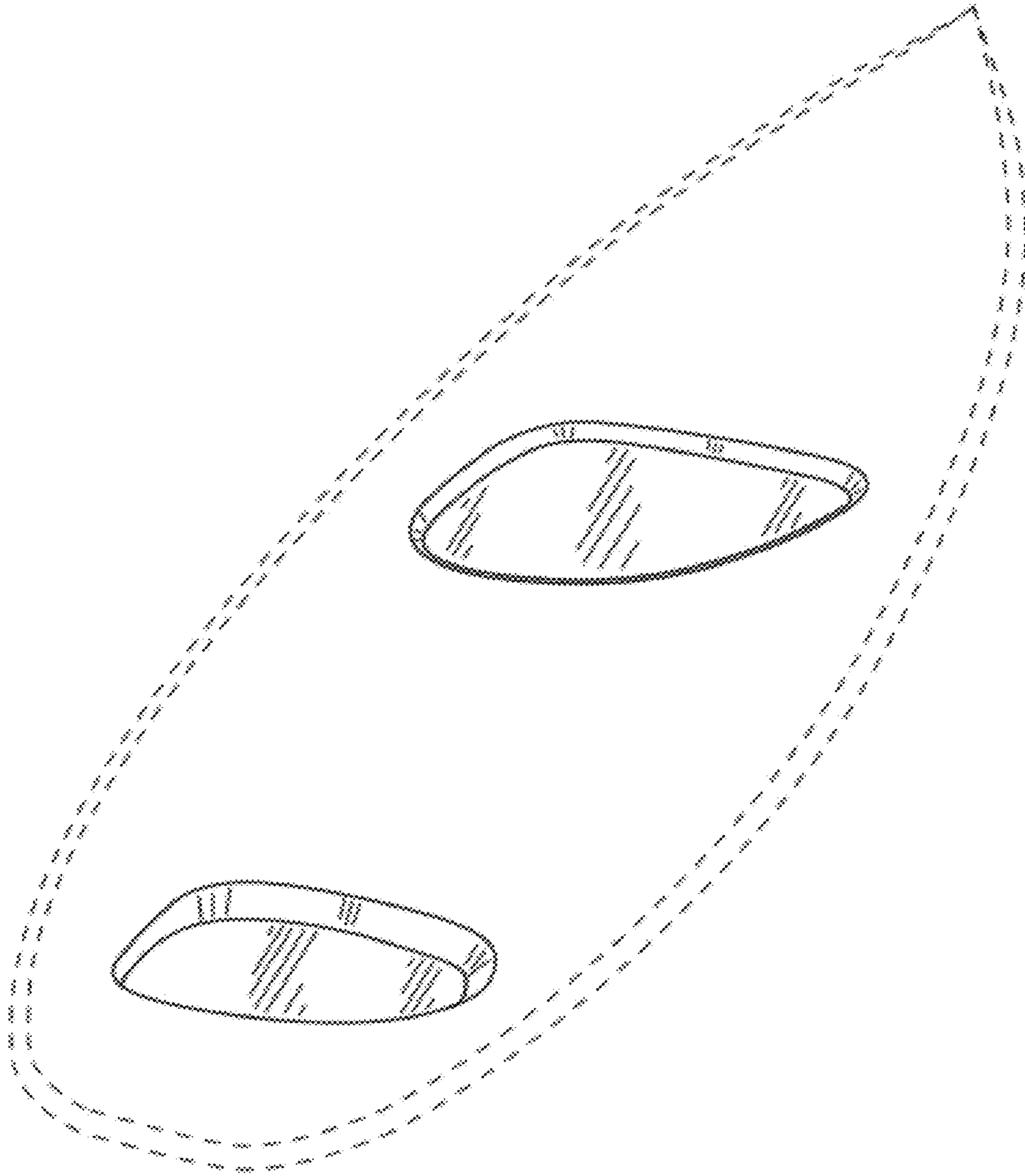
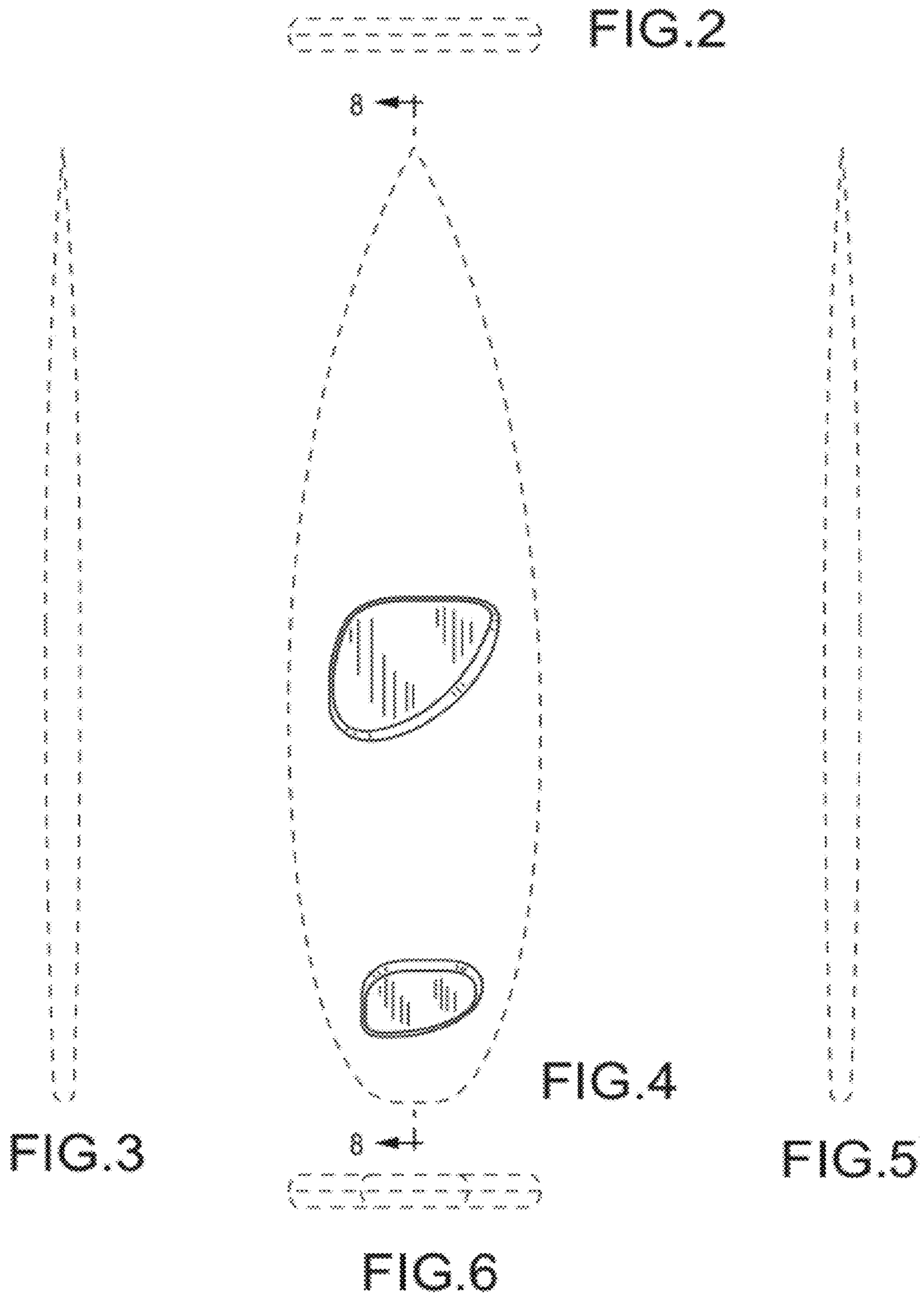


FIG. 1






FIG.7



FIG. 8