



US00D674443S

(12) **United States Design Patent**
Voron et al.

(10) **Patent No.:** **US D674,443 S**
(45) **Date of Patent:** **** Jan. 15, 2013**

(54) **REMOTE VENDING MACHINE**

(75) Inventors: **Vince Voron**, Duluth, GA (US);
Christine A. Naples, Atlanta, GA (US);
Grayson H. Byrd, Atlanta, GA (US)

(73) Assignee: **The Coca-Cola Company**, Atlanta, GA (US)

(**) Term: **14 Years**

(21) Appl. No.: **29/407,735**

(22) Filed: **Dec. 1, 2011**

(51) **LOC (9) Cl.** **20-01**

(52) **U.S. Cl.** **D20/1**

(58) **Field of Classification Search** D20/1-9;
221/6, 12, 123, 124, 149, 150 R, 155, 156,
221/159, 187, 190, 251; D7/300, 305-312;
D15/79-81, 89; 197/239; 700/283
See application file for complete search history.

(56) **References Cited**

U.S. PATENT DOCUMENTS

D430,900 S * 9/2000 Iwata et al. D20/4
D441,022 S * 4/2001 Vaajakallio D20/1

D441,023 S * 4/2001 Vaajakallio D20/1
D503,743 S * 4/2005 Huffer et al. D20/1
D606,118 S * 12/2009 Voron et al. D20/5
D644,472 S * 9/2011 Ponzio et al. D7/307
D647,355 S * 10/2011 Ponzio et al. D7/307
2011/0264284 A1* 10/2011 Rudick et al. 700/283

* cited by examiner

Primary Examiner — Mary Ann Calabrese

(74) *Attorney, Agent, or Firm* — The Coca-Cola Company

(57) **CLAIM**

We claim the ornamental design for a remote vending machine, as shown and described.

DESCRIPTION

FIG. 1 is a front right perspective view of a remote vending machine showing our new design;
FIG. 2 is a left side elevational view thereof;
FIG. 3 is a right side elevational view thereof; and,
FIG. 4 is a front elevational view thereof.
The broken lines in the drawings are for illustrative purposes only and form no part of the claimed design.

1 Claim, 3 Drawing Sheets

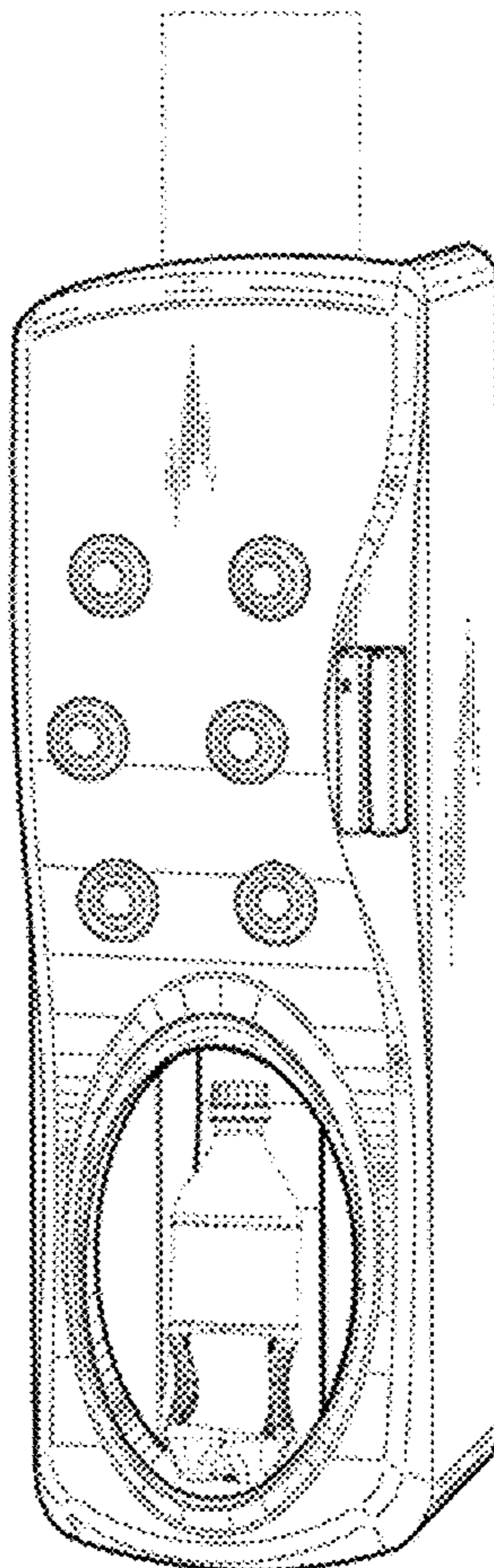
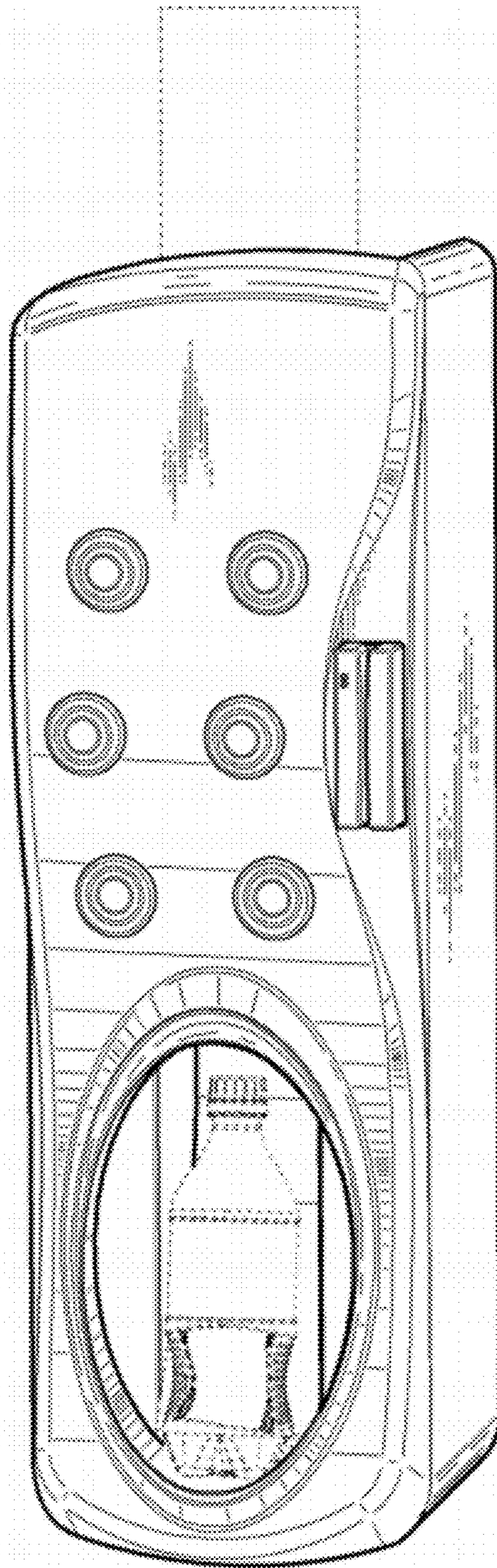


FIG. 1



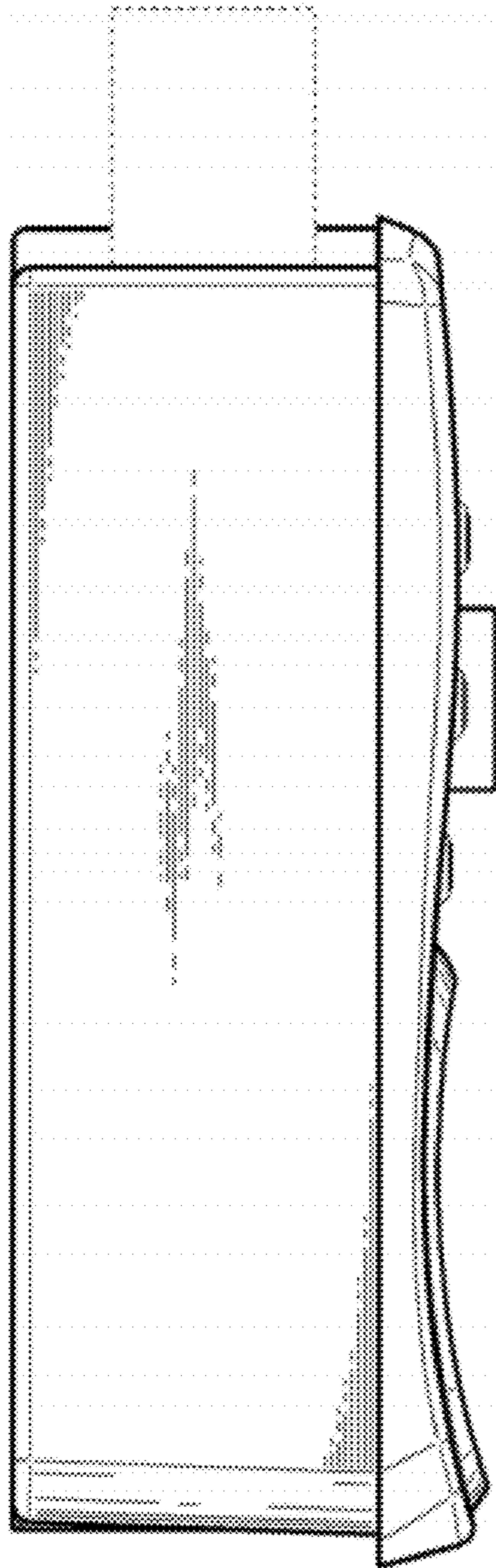


FIG. 2

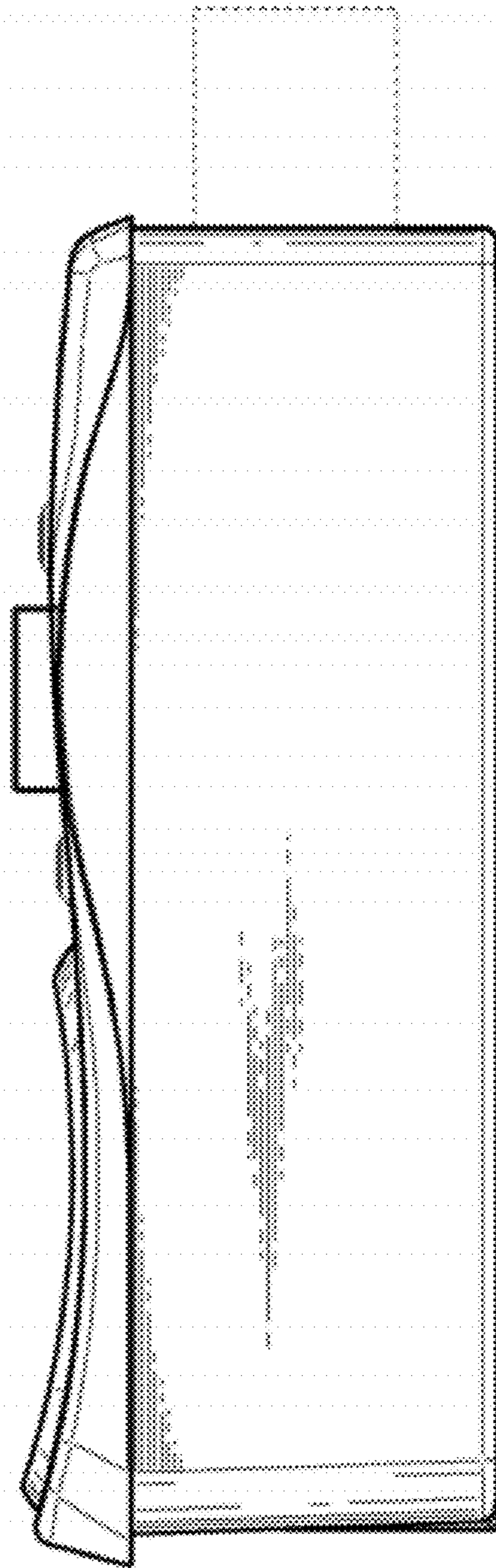


FIG. 3

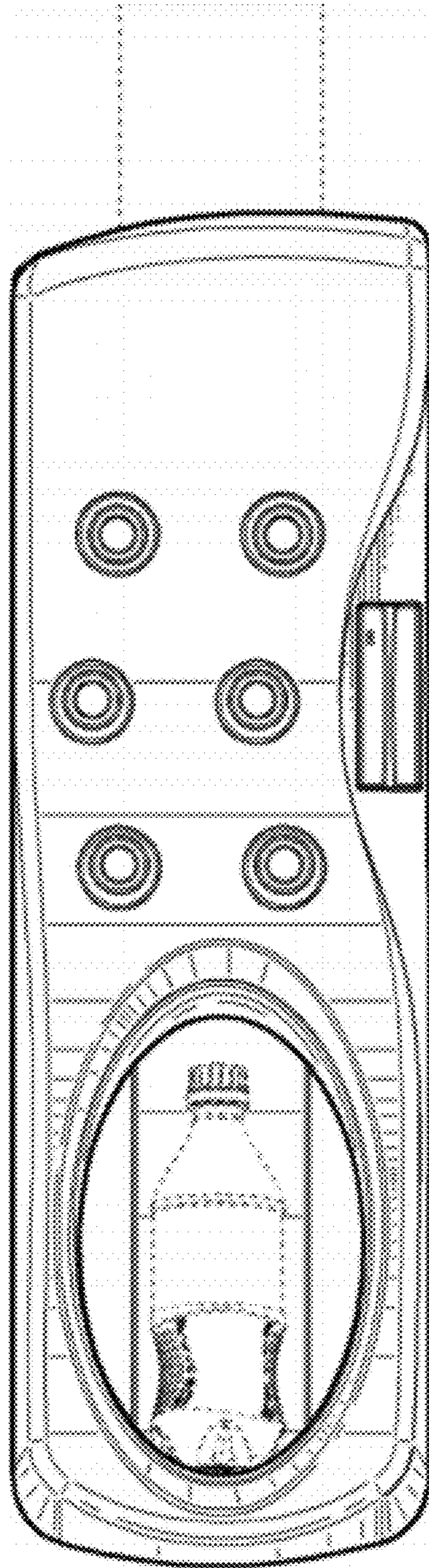


FIG. 4