



US00D674440S

(12) **United States Design Patent**
Papenfuß

(10) **Patent No.:** **US D674,440 S**
(45) **Date of Patent:** **** Jan. 15, 2013**

- (54) **PEN**
- (75) Inventor: **Andreas Papenfuß**, Weimar (DE)
- (73) Assignee: **Faber-Castell AG**, Stein (DE)
- (**) Term: **14 Years**
- (21) Appl. No.: **29/425,680**
- (22) Filed: **Jun. 26, 2012**

- 6,273,627 B1 8/2001 Mittersinker et al.
- D455,174 S 4/2002 Traut et al.
- D465,809 S 11/2002 Deluca et al.
- 6,729,785 B2 5/2004 Wijerama
- D492,173 S 6/2004 Huang
- 6,755,584 B2 6/2004 O'Brien et al.
- D493,484 S 7/2004 Shova et al.
- D497,388 S 10/2004 Kit
- D497,999 S 11/2004 Long
- D508,530 S 8/2005 Qiu
- D542,916 S 5/2007 Squires

(Continued)

Related U.S. Application Data

- (62) Division of application No. 29/396,374, filed on Jun. 29, 2011.

Foreign Application Priority Data

- Jan. 25, 2011 (EM) 001810458-0001
- Jan. 25, 2011 (EM) 001810458-0002
- (51) **LOC (9) Cl.** **19-06**
- (52) **U.S. Cl.** **D19/43**
- (58) **Field of Classification Search** D14/411;
D19/35, 36, 41-51, 54-58; 24/11 F, 11 P,
24/11 R; 401/52, 99-109, 192, 195, 196
See application file for complete search history.

References Cited

U.S. PATENT DOCUMENTS

- D158,051 S 4/1950 Compas
- 2,608,953 A 9/1952 Kollsman
- 2,655,131 A 10/1953 Wendt
- D229,877 S 1/1974 Ament
- D309,156 S 7/1990 Kuwabara
- D333,882 S 3/1993 Yazaki
- D394,317 S 5/1998 Carp
- D439,613 S 3/2001 Ham

OTHER PUBLICATIONS

Notice of Allowance issued in U.S. Appl. No. 29/396,374, mailed on Jun. 28, 2012.

Primary Examiner — Elizabeth Albert

(74) *Attorney, Agent, or Firm* — Pearl Cohen Zedek Latzer, LLP

CLAIM

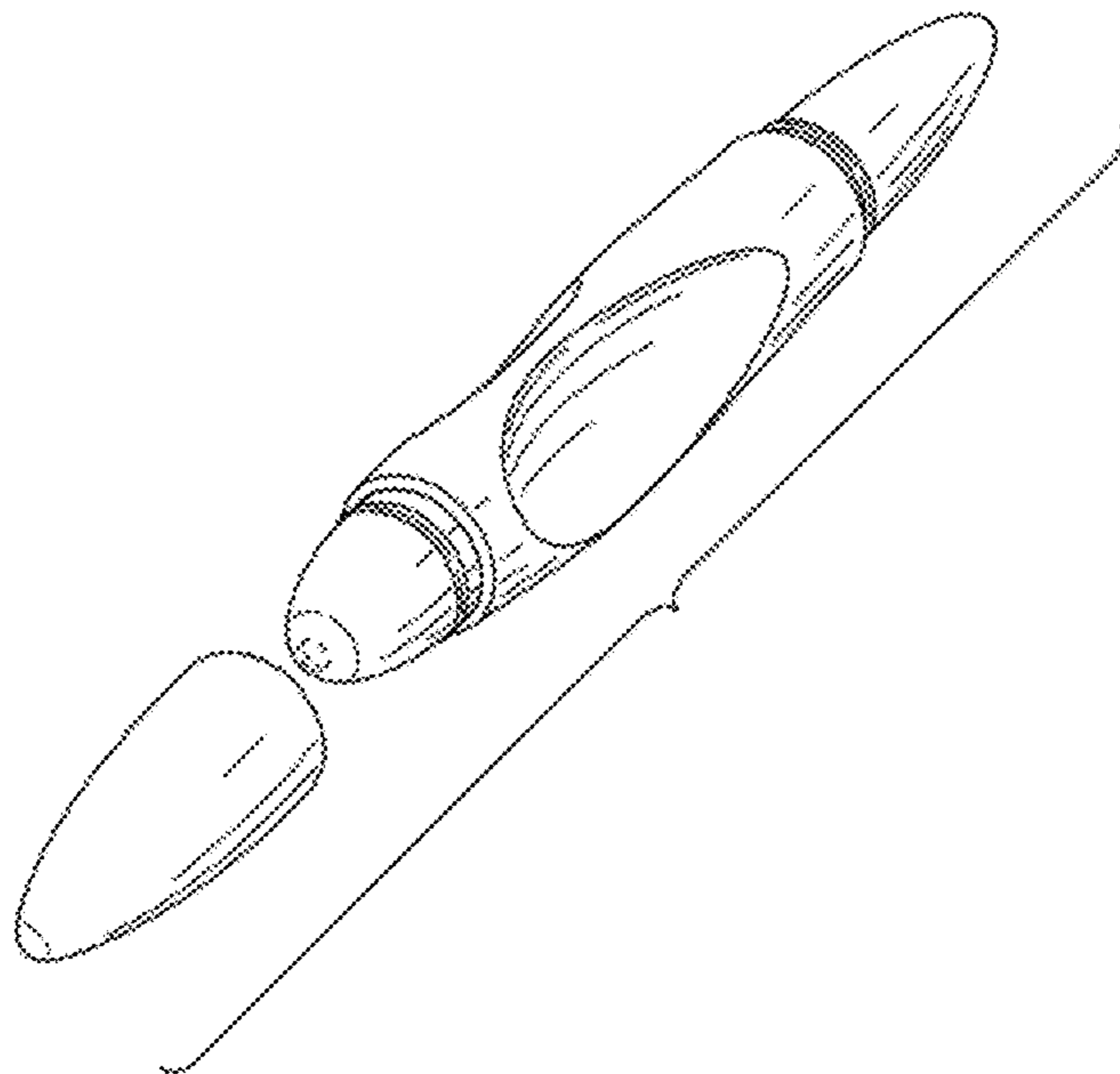
(57) The ornamental design for a pen, as shown and described.

DESCRIPTION

FIG. 1 is a front, right side, top perspective view of the pen; FIG. 2 is a front, right side, top perspective view of the pen shown in FIG. 1 in a configuration with the cap removed; FIG. 3 is a right side elevational view of the pen shown in FIG. 1;

FIG. 4 is a top plan view of the pen shown in FIG. 1; FIG. 5 is a front elevational view of the pen shown in FIG. 1; and, FIG. 6 is a back elevational view of the pen shown in FIG. 1. The structure in broken lines forms no part of the claimed design.

1 Claim, 2 Drawing Sheets



US D674,440 S

Page 2

U.S. PATENT DOCUMENTS

D547,800 S	7/2007	Gallay et al.	
D554,183 S *	10/2007	Paulus et al.	D19/53
D566,360 S	4/2008	Ungaro	
D585,491 S	1/2009	Booker	
D590,017 S	4/2009	Weaver et al.	
D599,403 S	9/2009	Wang	
D634,783 S	3/2011	Papenfuss	
D651,409 S *	1/2012	Papenfuss	D4/121

* cited by examiner

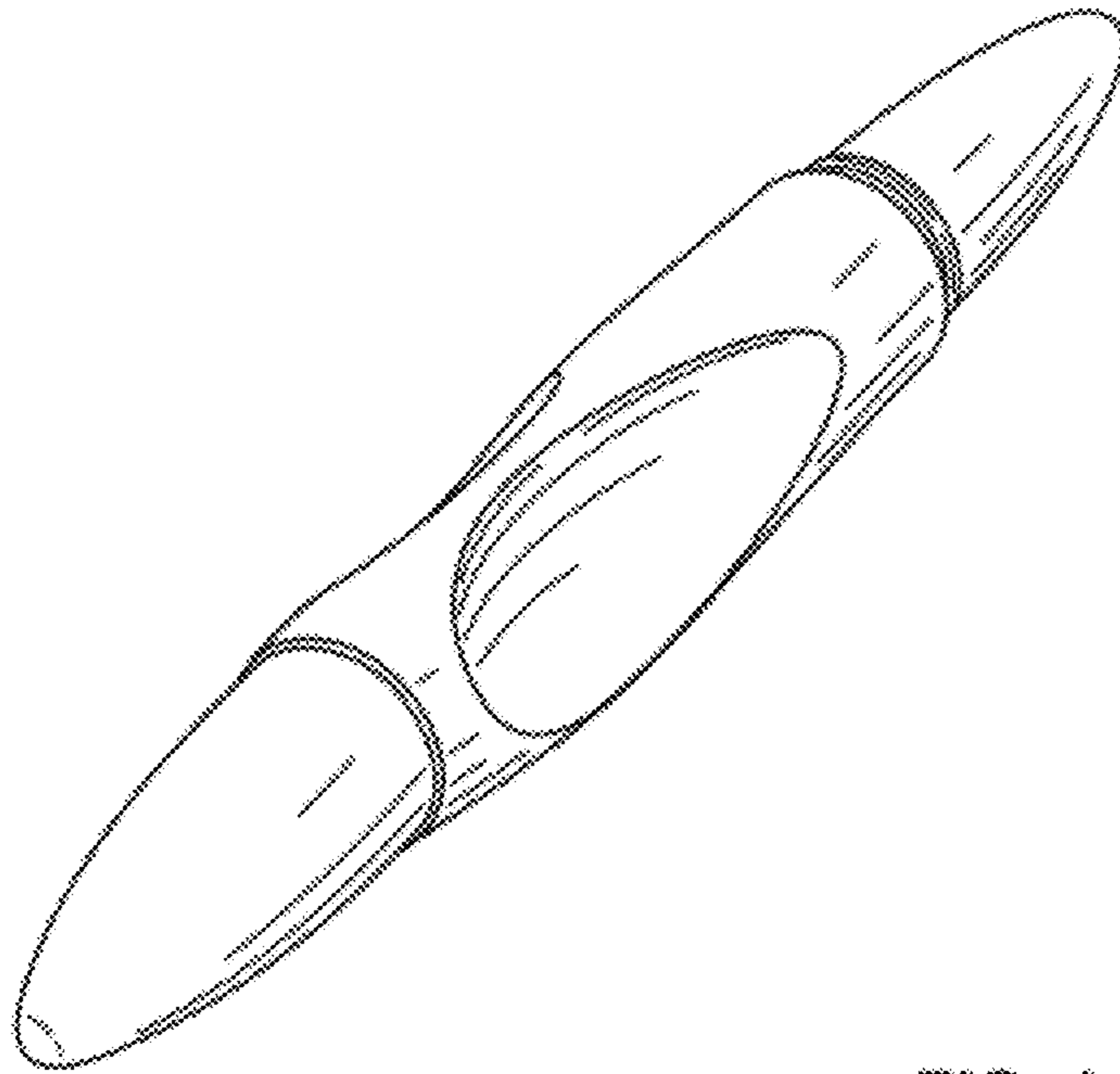


FIG. 1

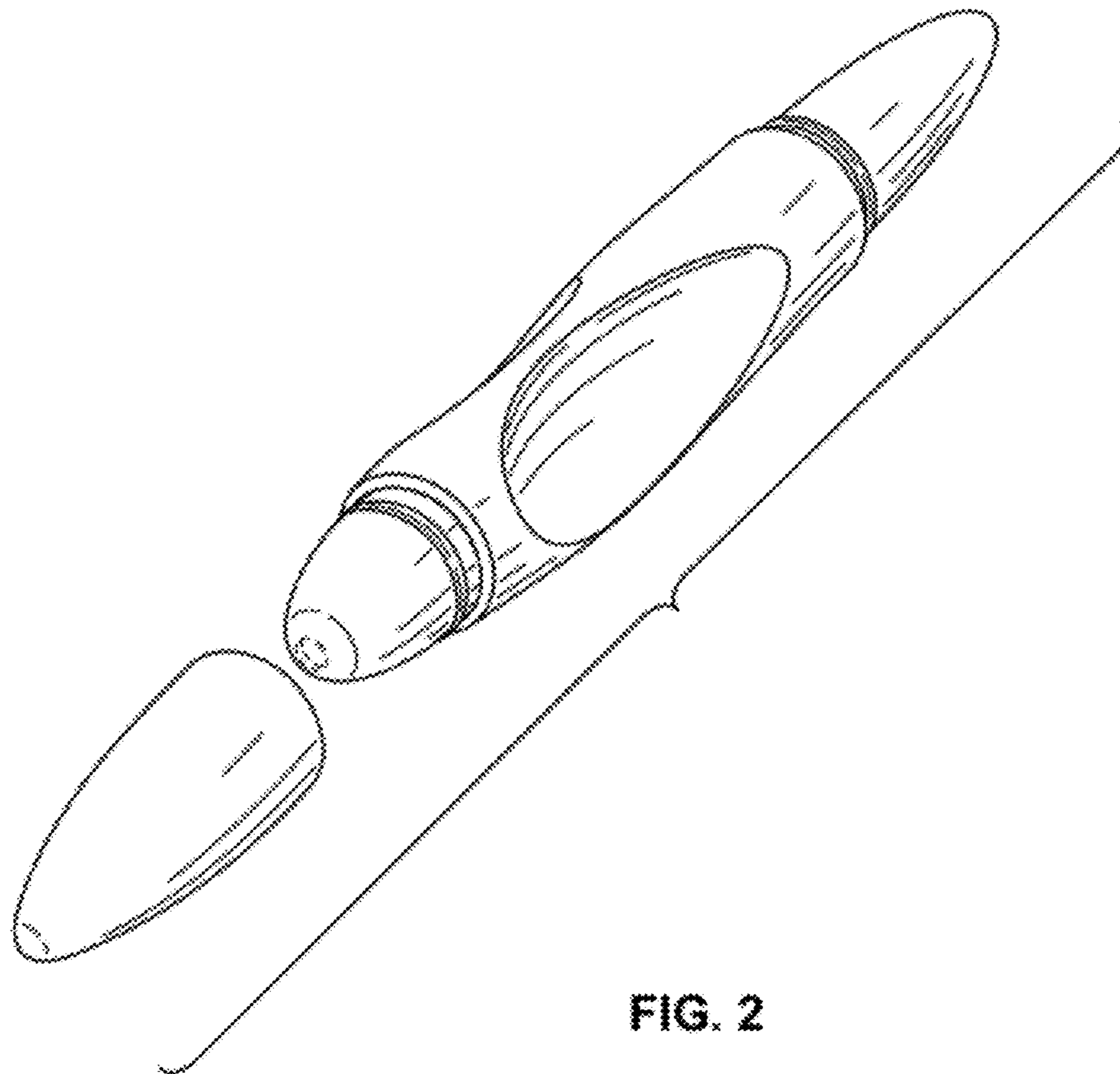


FIG. 2



FIG. 3




FIG. 4

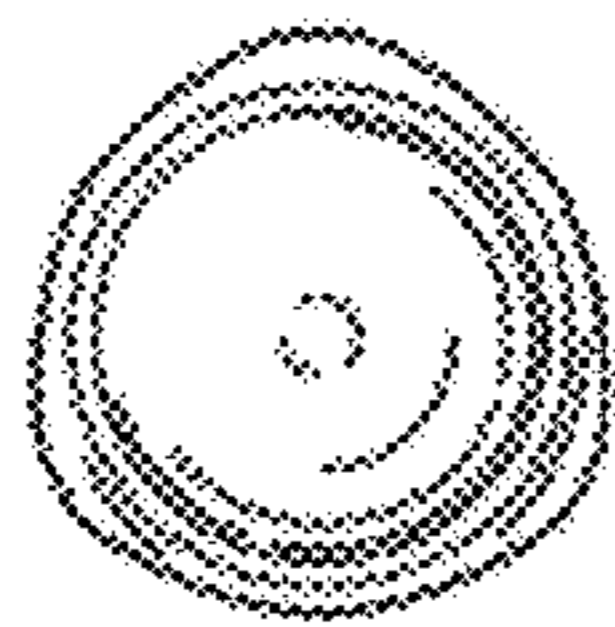


FIG. 5

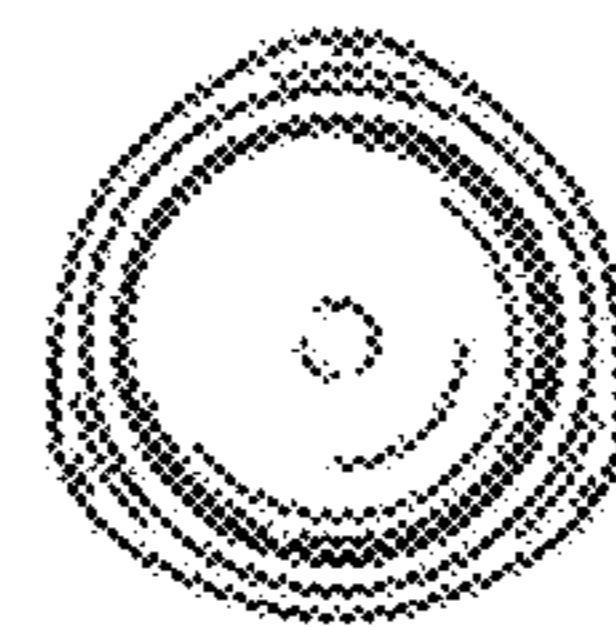


FIG. 6