

US00D674433S

(12) **United States Design Patent**
Chen

(10) **Patent No.:** **US D674,433 S**

(45) **Date of Patent:** **** *Jan. 15, 2013**

(54) **PAIR OF SPECTACLES FRAME**

(76) Inventor: **Chun-Nan Chen**, Tainan (TW)

(*) Notice: This patent is subject to a terminal disclaimer.

(**) Term: **14 Years**

(21) Appl. No.: **29/419,701**

(22) Filed: **May 1, 2012**

(51) **LOC (9) Cl.** **16-06**

(52) **U.S. Cl.** **D16/315**

(58) **Field of Classification Search** D16/101,
D16/300-342; D29/109-110; D24/110.2;
351/41, 44, 51-52, 62, 158, 92, 103-123,
351/140, 153, 45-46; 2/426-432, 447-449,
2/441, 434-437, 13, 15; D21/483, 659-661

See application file for complete search history.

(56) **References Cited**

U.S. PATENT DOCUMENTS

D418,535 S *	1/2000	Hartman	D16/326
D538,326 S *	3/2007	Guo	D16/335
D550,753 S *	9/2007	Li	D16/315
D597,122 S *	7/2009	Daems et al.	D16/315

D601,613 S *	10/2009	Yee	D16/315
D607,483 S *	1/2010	Yang	D16/315
D622,755 S *	8/2010	Yee	D16/315
D631,906 S *	2/2011	Chen	D16/315
D631,907 S *	2/2011	Chen	D16/315
D646,317 S *	10/2011	Serlenga	D16/315
2008/0013036 A1 *	1/2008	Daems et al.	351/41

* cited by examiner

Primary Examiner — Raphael Barkai

(74) *Attorney, Agent, or Firm* — Alan Kamrath; Kamrath IP Lawfirm, PA

(57) **CLAIM**

The ornamental design for a pair of spectacles frame, as shown and described.

DESCRIPTION

FIG. 1 is a perspective view of a pair of spectacles frame showing my design;

FIG. 2 is a front elevational view thereof;

FIG. 3 is a rear elevational view thereof;

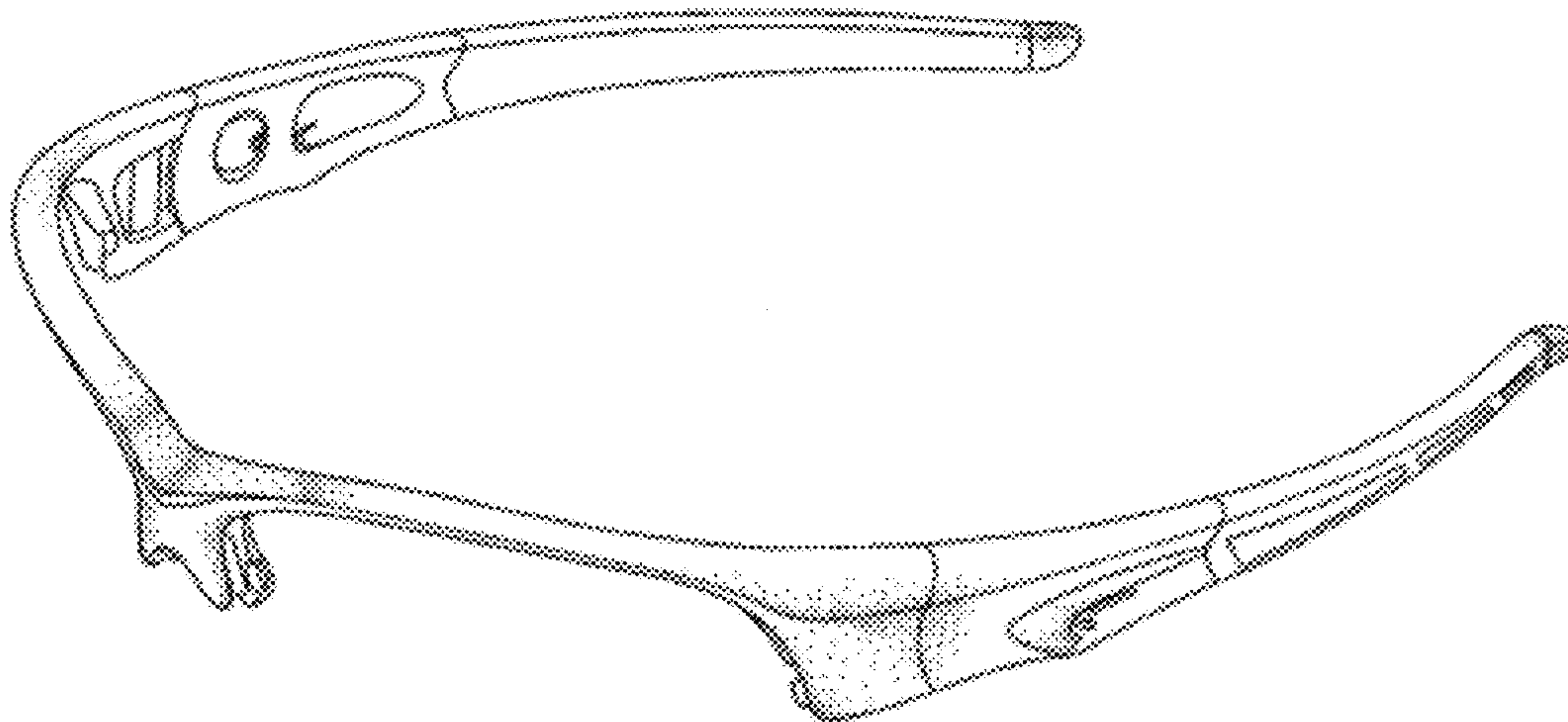
FIG. 4 is a left side elevational view thereof;

FIG. 5 is a right side elevational view thereof;

FIG. 6 is a top plan view thereof; and,

FIG. 7 is a bottom plan view thereof.

1 Claim, 5 Drawing Sheets



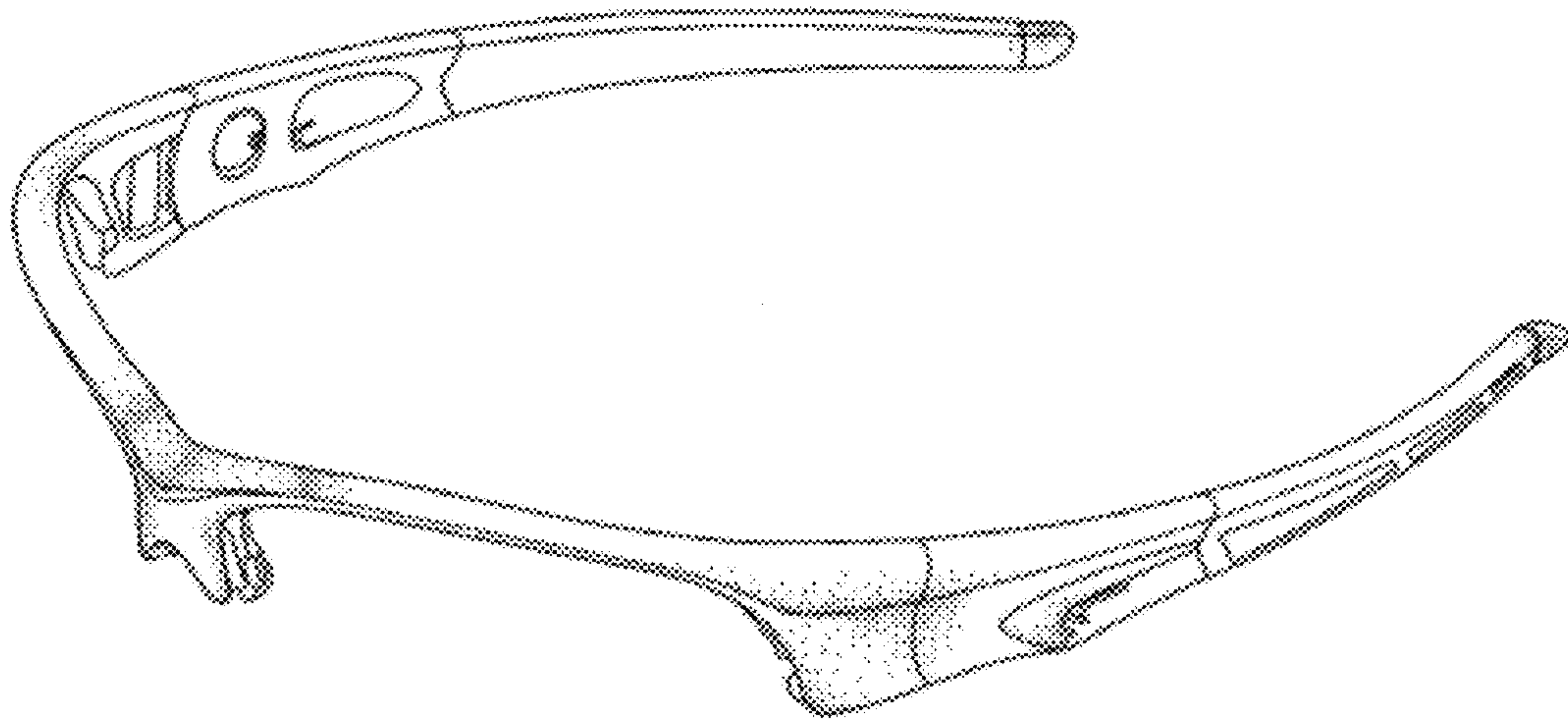


FIG .1

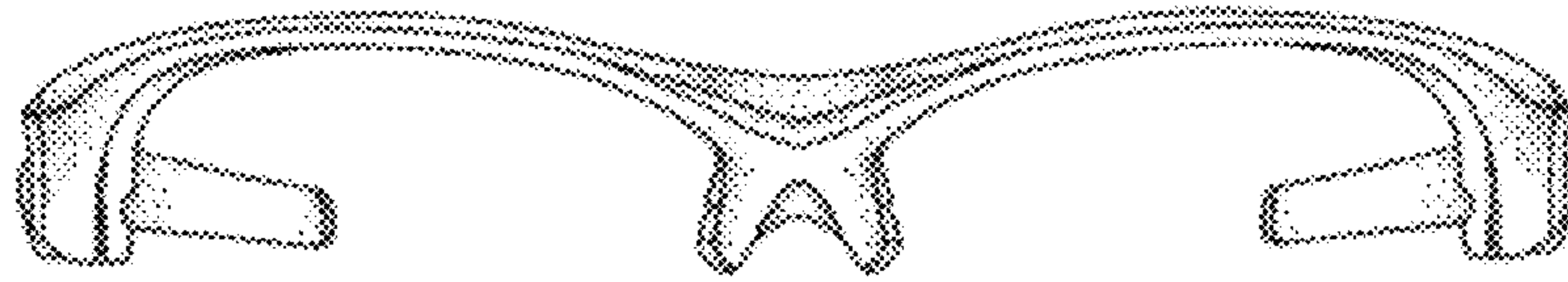


FIG .2




FIG .3




FIG .4



FIG .5

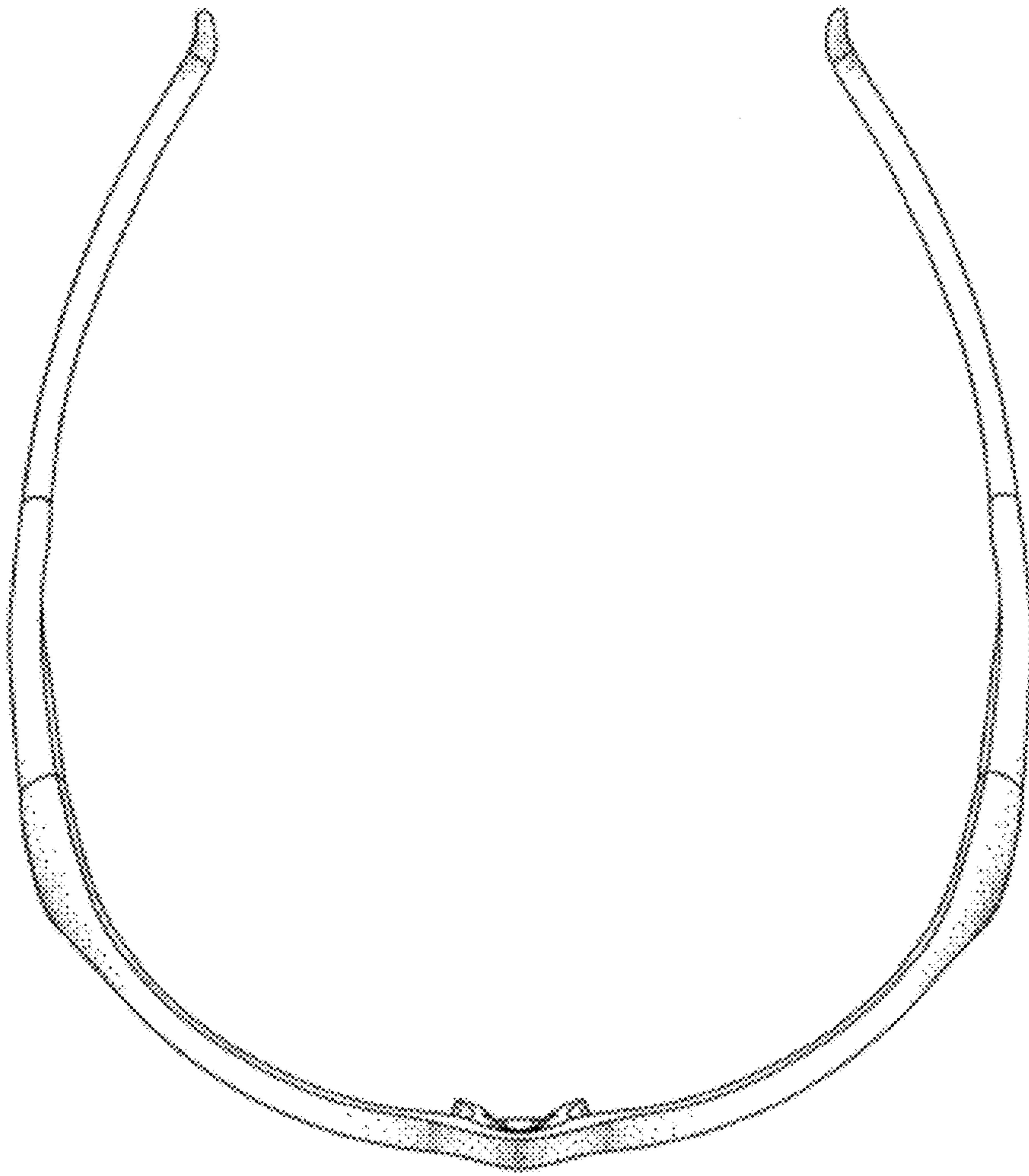


FIG .6

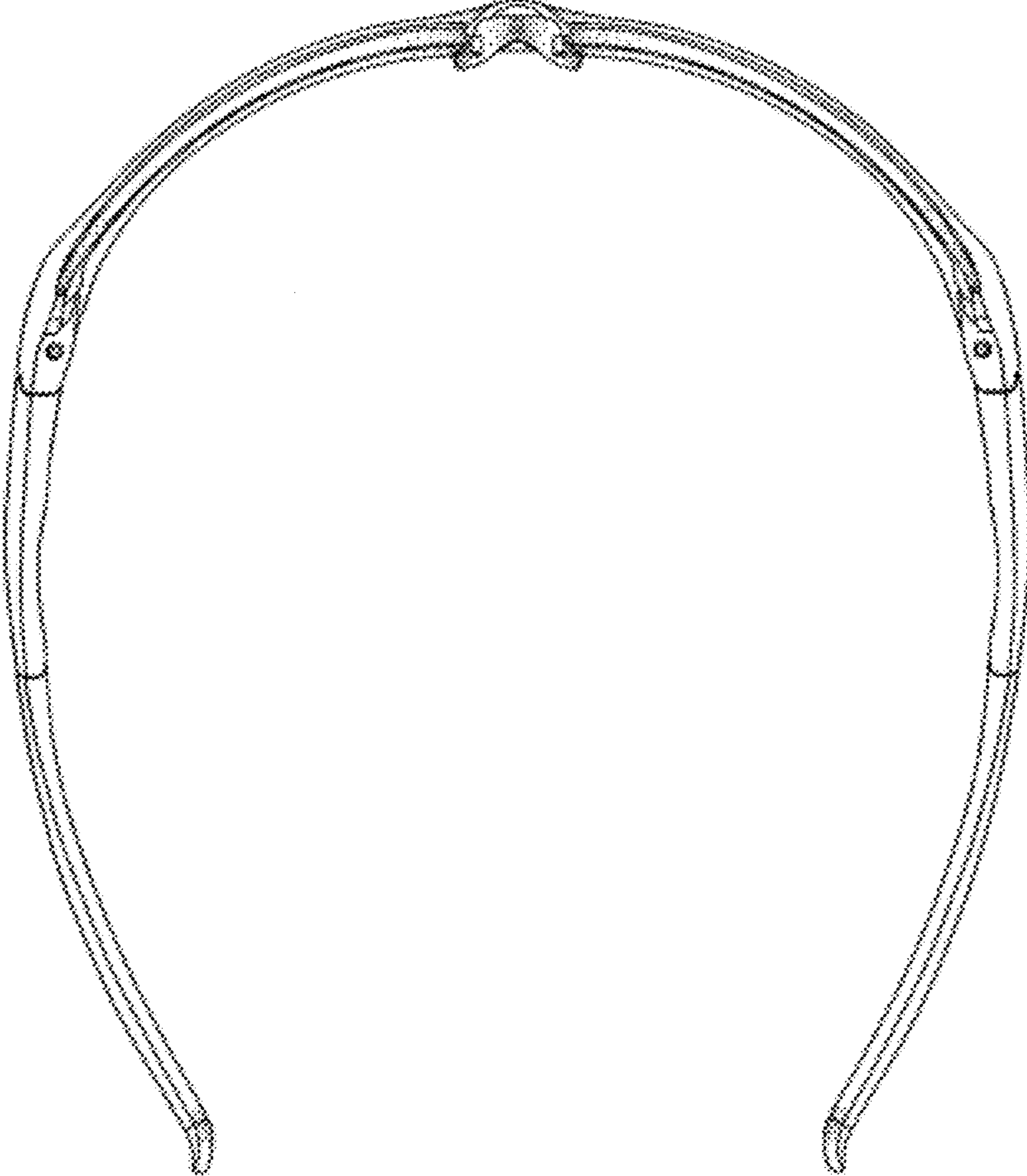


FIG .7