



US00D674432S

(12) **United States Design Patent**
Earley

(10) **Patent No.:** **US D674,432 S**

(45) **Date of Patent:** **** Jan. 15, 2013**

(54) **SUNGLASSES**

(76) Inventor: **William J. Earley**, Watkinsville, GA
(US)

(**) Term: **14 Years**

(21) Appl. No.: **29/405,976**

(22) Filed: **Nov. 8, 2011**

(51) **LOC (9) Cl.** **16-06**

(52) **U.S. Cl.** **D16/314; D16/335**

(58) **Field of Classification Search** D16/101,
D16/300-342, 900; D29/109-110; D24/110.2;
351/41, 44, 51-52, 62, 158, 92, 103-123,
351/140, 153, 45-46; 2/426-432, 447-449,
2/441, 434-437, 13, 15; D21/483, 659-661;
D14/372

See application file for complete search history.

(56) **References Cited**

U.S. PATENT DOCUMENTS

D601,614 S *	10/2009	Moulier	D16/321
D605,686 S *	12/2009	Yasuhara	D16/314
D616,014 S *	5/2010	Yang	D16/315
D624,951 S *	10/2010	Sheldon	D16/315
D661,339 S *	6/2012	Thixton et al.	D16/321

* cited by examiner

Primary Examiner — Raphael Barkai

(74) *Attorney, Agent, or Firm* — Smith Risley Tempel Santos LLC; Gregory Scott Smith

(57) **CLAIM**

The ornamental design for sunglasses, as shown and described.

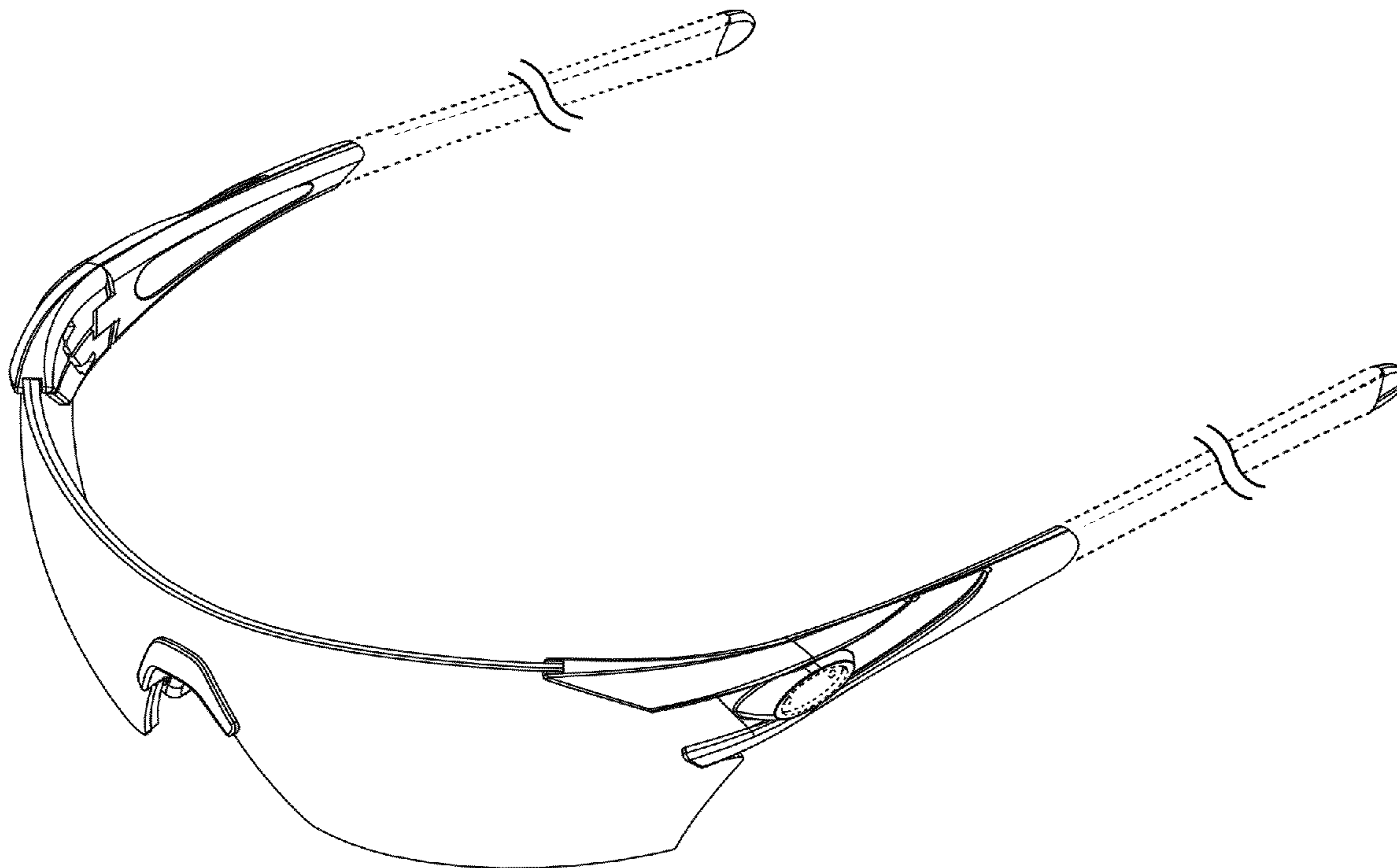
DESCRIPTION

This application is related to the United States Patent Application that is being filed concurrently herewith, bears the title of “Lens Receptor Lock for Glasses”, and is filed under customer No. 35856 and assigned application Ser. No. 13/291,929, which application is incorporated herein by reference in its entirety.

FIG. 1 is perspective view of the sunglasses;
FIG. 2 is a top plan view of the sunglasses shown in FIG. 1;
FIG. 3 is a bottom plan view of the sunglasses shown in FIG. 1;
FIG. 4 is a front elevation view of the sunglasses shown in FIG. 1;
FIG. 5 is a back elevation view of the sunglasses shown in FIG. 1;
FIG. 6 is a first side elevation view of the sunglasses shown in FIG. 1; and,
FIG. 7 is a second side elevation view of the sunglasses shown in FIG. 1.

The contour lines and broken lines throughout the drawings form no part of the claim.

1 Claim, 5 Drawing Sheets



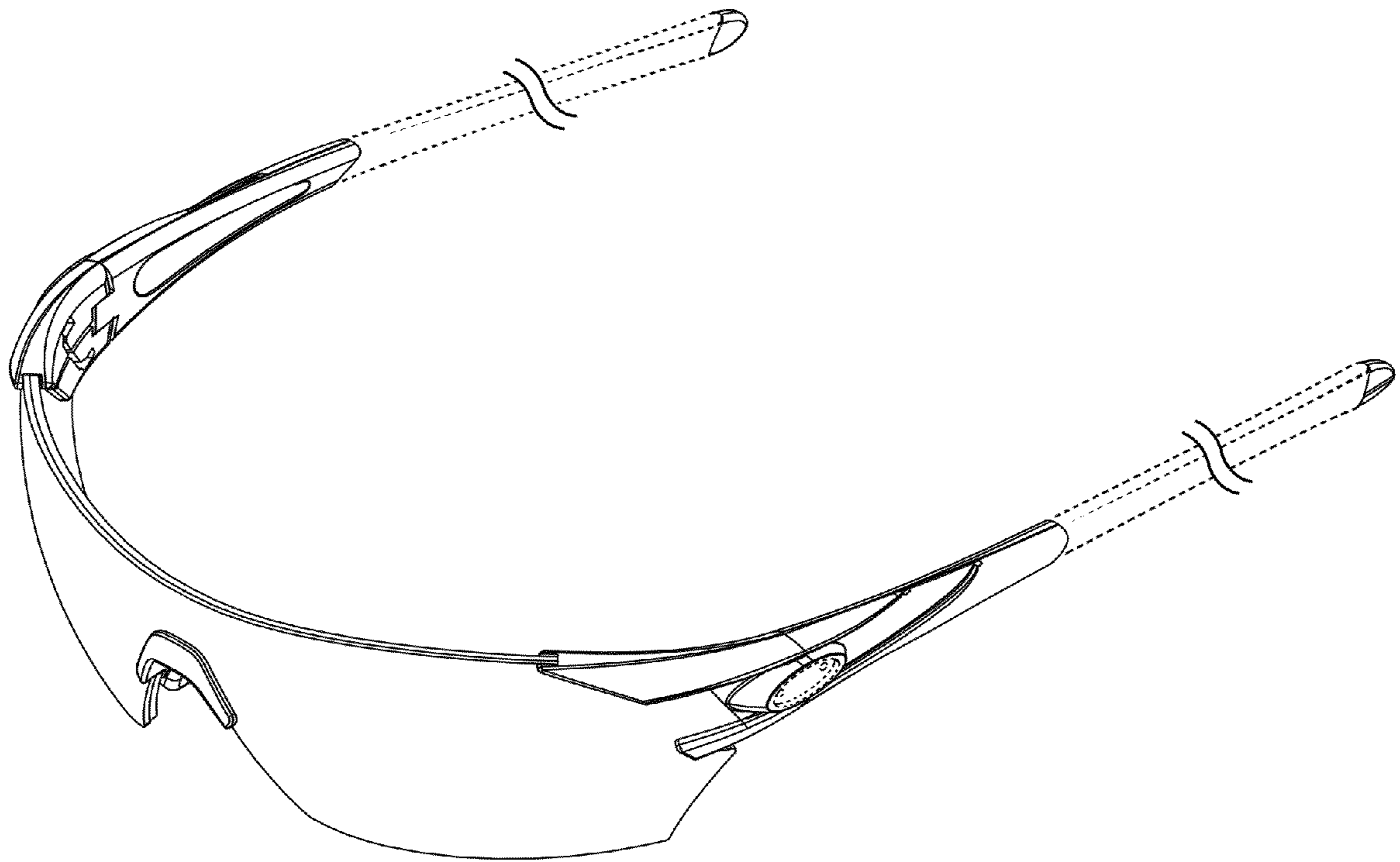


FIG. 1



FIG. 2



FIG. 3

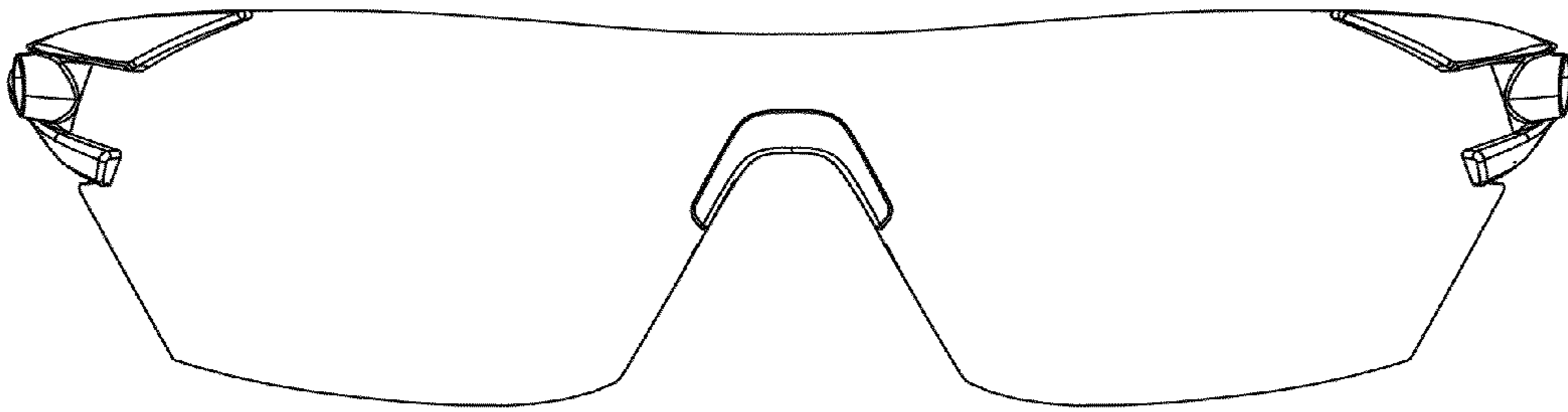


FIG. 4

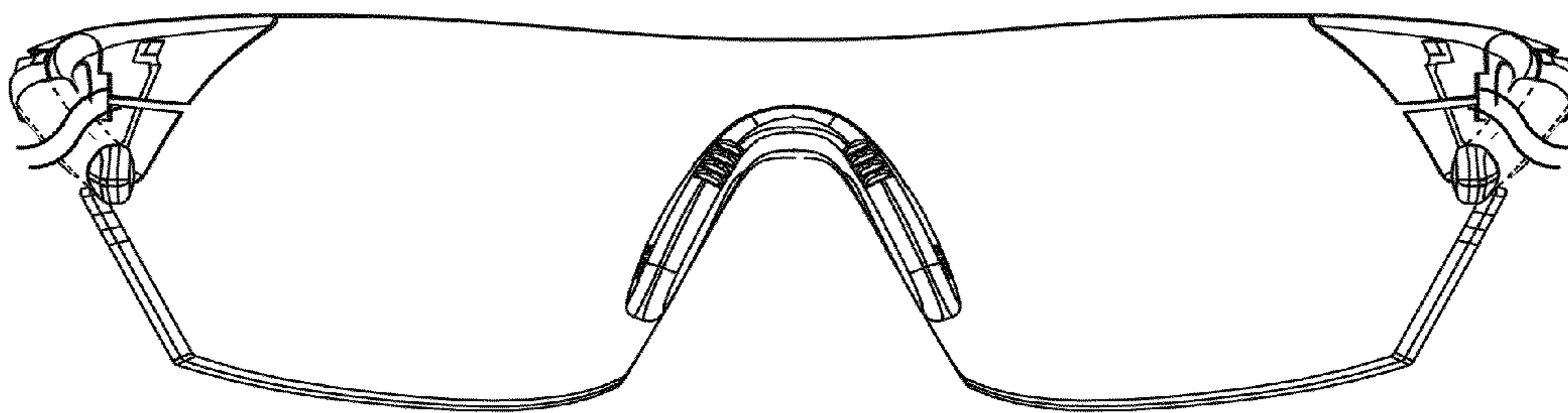


FIG. 5

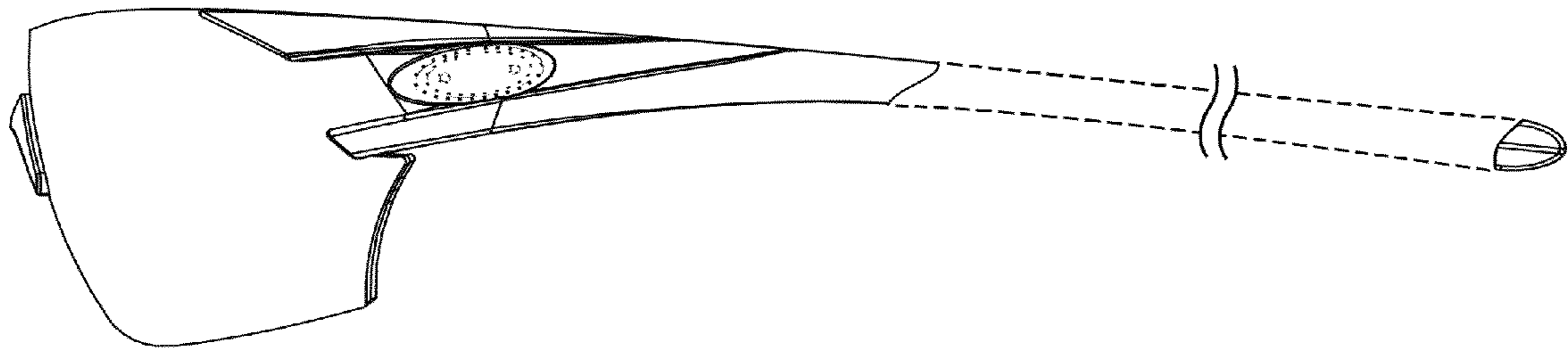


FIG. 6

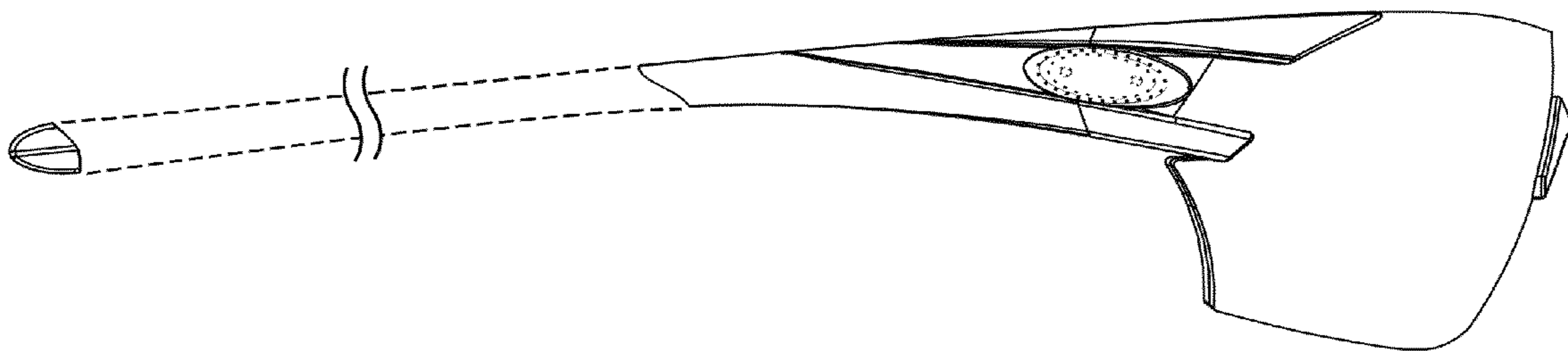


FIG. 7