



US00D674426S

(12) **United States Design Patent**  
**Konishi et al.**

(10) **Patent No.:** **US D674,426 S**  
(45) **Date of Patent:** **\*\* Jan. 15, 2013**

(54) **DIGITAL VIDEO CAMERA**

(75) Inventors: **Tetsuya Konishi**, Osaka (JP); **Mikiyasu Ishikura**, Osaka (JP); **Hiroyuki Matsumoto**, Osaka (JP)

(73) Assignee: **Panasonic Corporation**, Osaka (JP)

(\*\*) Term: **14 Years**

(21) Appl. No.: **29/404,341**

(22) Filed: **Oct. 19, 2011**

(51) **LOC (9) Cl.** ..... **16-01**

(52) **U.S. Cl.** ..... **D16/202**

(58) **Field of Classification Search** ..... D16/200,  
D16/202, 203, 204, 218; 348/373-376; 396/535,  
396/540, 541

See application file for complete search history.

(56) **References Cited**

**U.S. PATENT DOCUMENTS**

D474,792 S *	5/2003	Hyun	.....	D16/202
D527,403 S *	8/2006	Byun et al.	.....	D16/202
D594,047 S *	6/2009	Lee	.....	D16/202
7,605,862 B2 *	10/2009	Hou	.....	348/373
D635,606 S *	4/2011	Han et al.	.....	D16/218
D638,458 S *	5/2011	Miyamori et al.	.....	D16/202
D664,177 S *	7/2012	Oikawa et al.	.....	D16/202

**FOREIGN PATENT DOCUMENTS**

JP	D1357233	4/2009
JP	D1401633	11/2010

\* cited by examiner

*Primary Examiner* — Adir Aronovich

(74) *Attorney, Agent, or Firm* — Brinks Hofer Gilson & Lione

(57) **CLAIM**

We claim the ornamental design for a digital video camera, as shown and described.

**DESCRIPTION**

FIG. 1 is a rear perspective view of a digital video camera of the present invention;  
FIG. 2 is a front perspective view thereof;  
FIG. 3 is a rear elevational view thereof;  
FIG. 4 is a front elevational view thereof;  
FIG. 5 is right side elevational view thereof;  
FIG. 6 is a left side elevational view thereof;  
FIG. 7 is a top plan view thereof; and,  
FIG. 8 is a bottom plan view thereof.  
FIG. 9 is a front perspective view thereof shown in a closed position.

The change in contrast represents a change in color, material or texture and does not depict any particular color, material or texture.

**1 Claim, 6 Drawing Sheets**







FIG. 1




FIG. 2




FIG.3






FIG.4



FIG.5




FIG.6






FIG.7




FIG.8




FIG. 9

