



US00D674404S

(12) **United States Design Patent**
Pearcy et al.

(10) **Patent No.:** **US D674,404 S**
(45) **Date of Patent:** **** Jan. 15, 2013**

- (54) **COMPUTER HAVING GRAPHICAL USER INTERFACE**
- (75) Inventors: **Derek Patton Percy**, San Francisco, CA (US); **Jessica J. Gaskins**, Boulder Creek, CA (US)
- (73) Assignee: **McAfee, Inc.**, Santa Clara, CA (US)
- (**) Term: **14 Years**
- (21) Appl. No.: **29/404,938**
- (22) Filed: **Oct. 26, 2011**
- (51) **LOC (9) Cl.** **14-04**
- (52) **U.S. Cl.** **D14/486**
- (58) **Field of Classification Search** D14/485, D14/486, 487, 488, 489, 490, 491, 492, 493, D14/494, 495; D18/26, 31, 32, 33; D19/6, D19/52; D20/11, 12, 23, 24, 25, 29, 30, D20/31, 32, 36, 37, 38; 715/700, 706, 716, 715/719, 810, 784, 789, 792, 835, 836, 837, 715/839, 840, 846, 847, 973, 974, 975
See application file for complete search history.

D525,264	S *	7/2006	Chotai et al.	D14/486
7,155,372	B2 *	12/2006	Alexander	702/190
7,243,301	B2 *	7/2007	Barger et al.	715/205
7,475,349	B2 *	1/2009	Wagner et al.	715/716
7,496,043	B1 *	2/2009	Leong et al.	370/241
7,562,376	B2 *	7/2009	Matsuzaki	725/43
7,624,355	B2 *	11/2009	Baneth	715/802
7,703,040	B2 *	4/2010	Cutrell et al.	715/792
D615,988	S *	5/2010	Weary et al.	D14/485
D616,893	S *	6/2010	Ehrler et al.	D14/486
7,747,964	B2 *	6/2010	Morikawa	715/781
7,756,907	B2 *	7/2010	Stolte et al.	707/805
7,818,669	B2 *	10/2010	Weinlander et al.	715/273
D632,698	S *	2/2011	Judy et al.	D14/486
D638,024	S *	5/2011	Wall et al.	D14/486
8,041,714	B2 *	10/2011	Aymeloglu et al.	707/726
D650,392	S *	12/2011	Glezer et al.	D14/486
8,156,060	B2 *	4/2012	Borzestowski et al.	706/45
8,168,063	B2 *	5/2012	Yu et al.	210/138
8,245,153	B2 *	8/2012	Sharp et al.	715/786
2004/0113929	A1 *	6/2004	Matsuzaki	345/700

(Continued)

Primary Examiner — Karen E Eldridge Powers
(74) *Attorney, Agent, or Firm* — Patent Capital Group


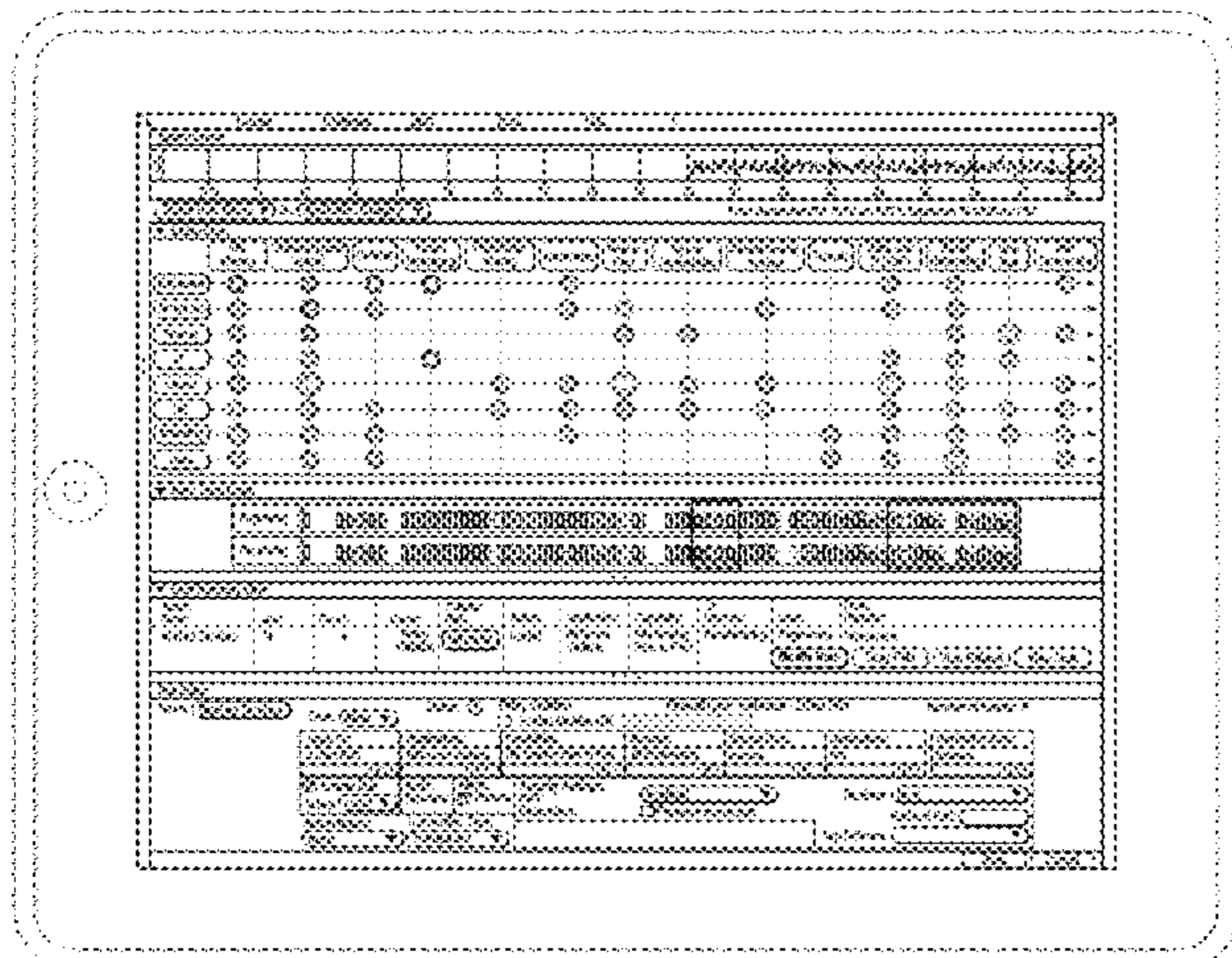
(57) **CLAIM**
The ornamental design for a computer having graphical user interface, as shown and described.

DESCRIPTION

FIG. 1 is a perspective front view of a first embodiment of a computer having graphical user interface according to the present design;
FIG. 2 is a front view thereof;
FIG. 3 is a perspective front view of a second embodiment of a computer having graphical user interface according to the present design; and,
FIG. 4 is a front view thereof.
The computer shown in broken lines form no part of the claimed design.

1 Claim, 4 Drawing Sheets

- (56) **References Cited**
- U.S. PATENT DOCUMENTS**
- 2,655,737 A * 10/1953 Dero 434/203
- 3,609,743 A * 9/1971 Lasoff et al. 345/156
- 5,428,776 A * 6/1995 Rothfield 1/1
- 5,623,598 A * 4/1997 Voigt et al. 714/47.2
- 5,772,342 A * 6/1998 Yamamoto et al. 400/615.2
- 5,801,688 A * 9/1998 Mead et al. 715/700
- D402,283 S * 12/1998 Anderson et al. D14/486
- D435,257 S * 12/2000 Woods D14/485
- 6,381,556 B1 * 4/2002 Kazemi et al. 702/182
- 6,452,612 B1 * 9/2002 Holtz et al. 715/723
- 6,577,323 B1 * 6/2003 Jamieson et al. 715/700
- 6,631,522 B1 * 10/2003 Erdelyi 725/53
- 6,990,381 B2 * 1/2006 Nomura et al. 700/83
- 7,010,749 B2 * 3/2006 Hasha et al. 715/762



US D674,404 S

Page 2

U.S. PATENT DOCUMENTS

2005/0102632	A1 *	5/2005	Klinger et al.	715/789	2009/0158186	A1 *	6/2009	Bonev et al.	715/769
2005/0235206	A1 *	10/2005	Arend et al.	715/705	2009/0165010	A1 *	6/2009	Poddar	718/104
2005/0262453	A1 *	11/2005	Massasso	715/965	2010/0067390	A1 *	3/2010	Pereira Valente et al.	370/252
2006/0174214	A1 *	8/2006	McKee et al.	715/802	2010/0255448	A1 *	10/2010	Maki et al.	434/236
2007/0240050	A1 *	10/2007	Quinn-Jacobs	715/700	2011/0136439	A1 *	6/2011	Tan et al.	455/67.11
2007/0245238	A1 *	10/2007	Fugitt et al.	715/700	2011/0225622	A1 *	9/2011	Pearcy et al.	726/1
2008/0049979	A1 *	2/2008	Schindler et al.	382/113	2012/0004947	A1 *	1/2012	Dombrowski et al.	705/7.29
2008/0052412	A1 *	2/2008	Maeda et al.	709/246	2012/0029584	A1 *	2/2012	Joo et al.	607/3
2008/0109870	A1 *	5/2008	Sherlock et al.	726/1	2012/0194558	A1 *	8/2012	Dykes et al.	345/660
2009/0126640	A1 *	5/2009	Ulman et al.	119/54					

* cited by examiner

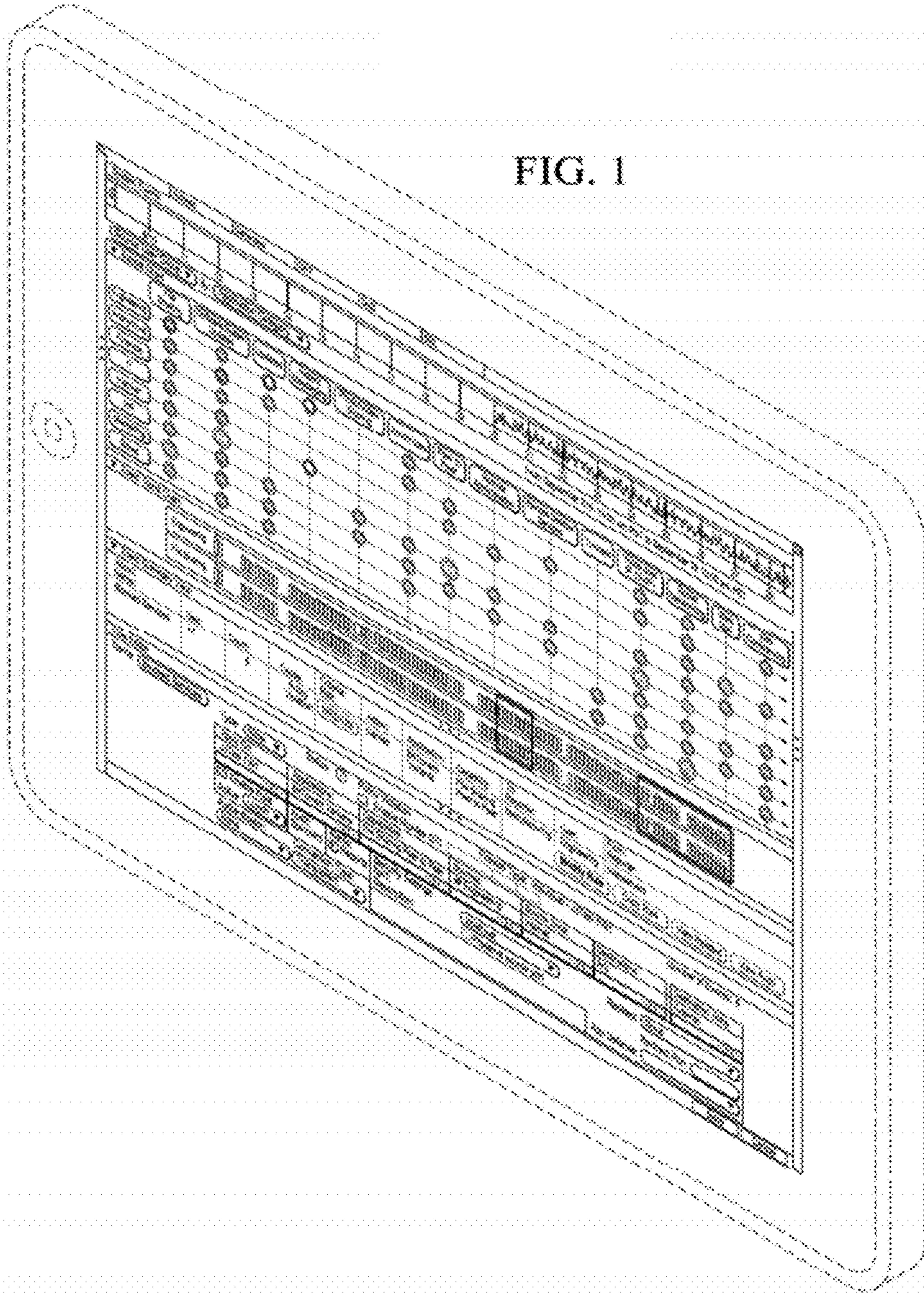
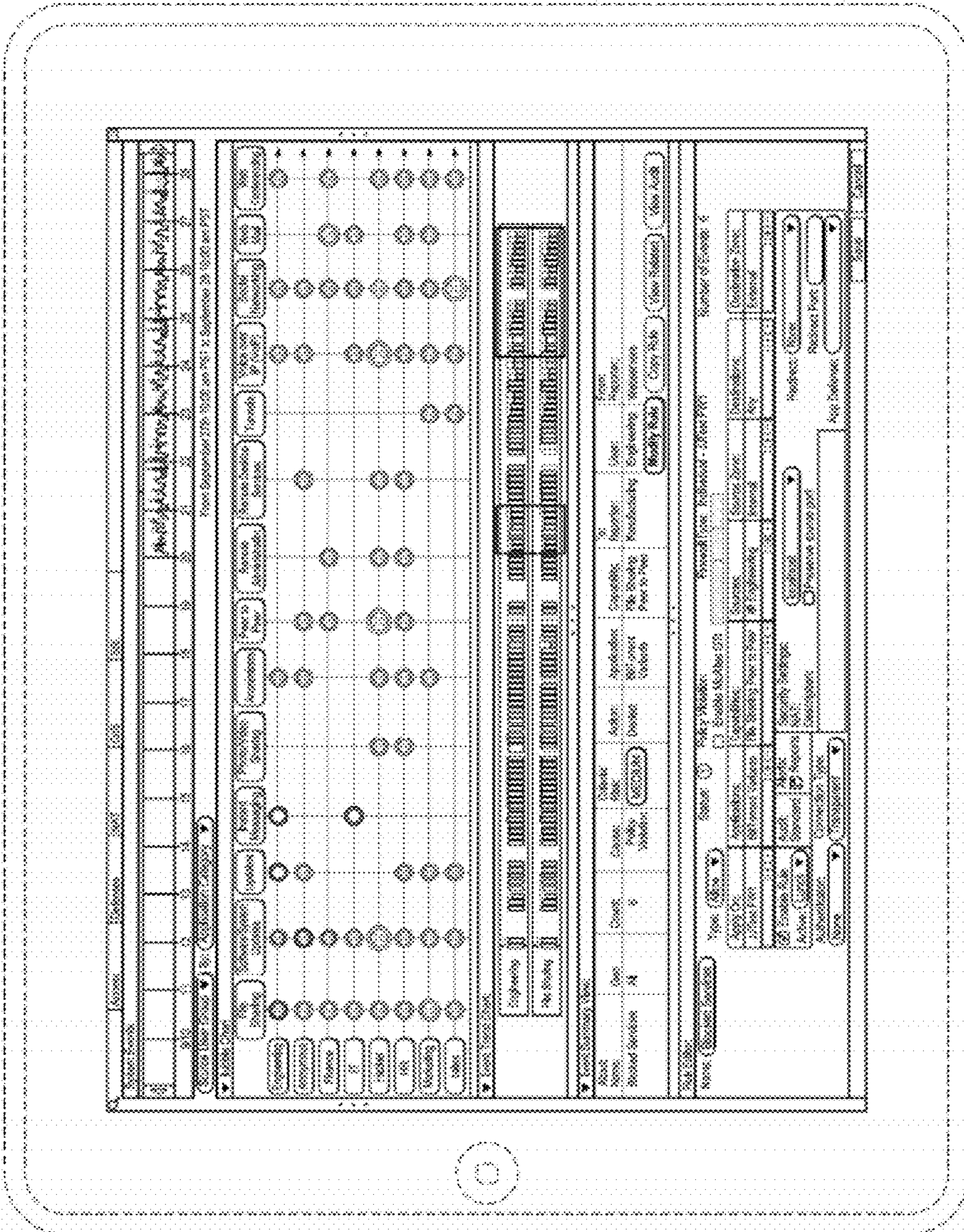


FIG. 2



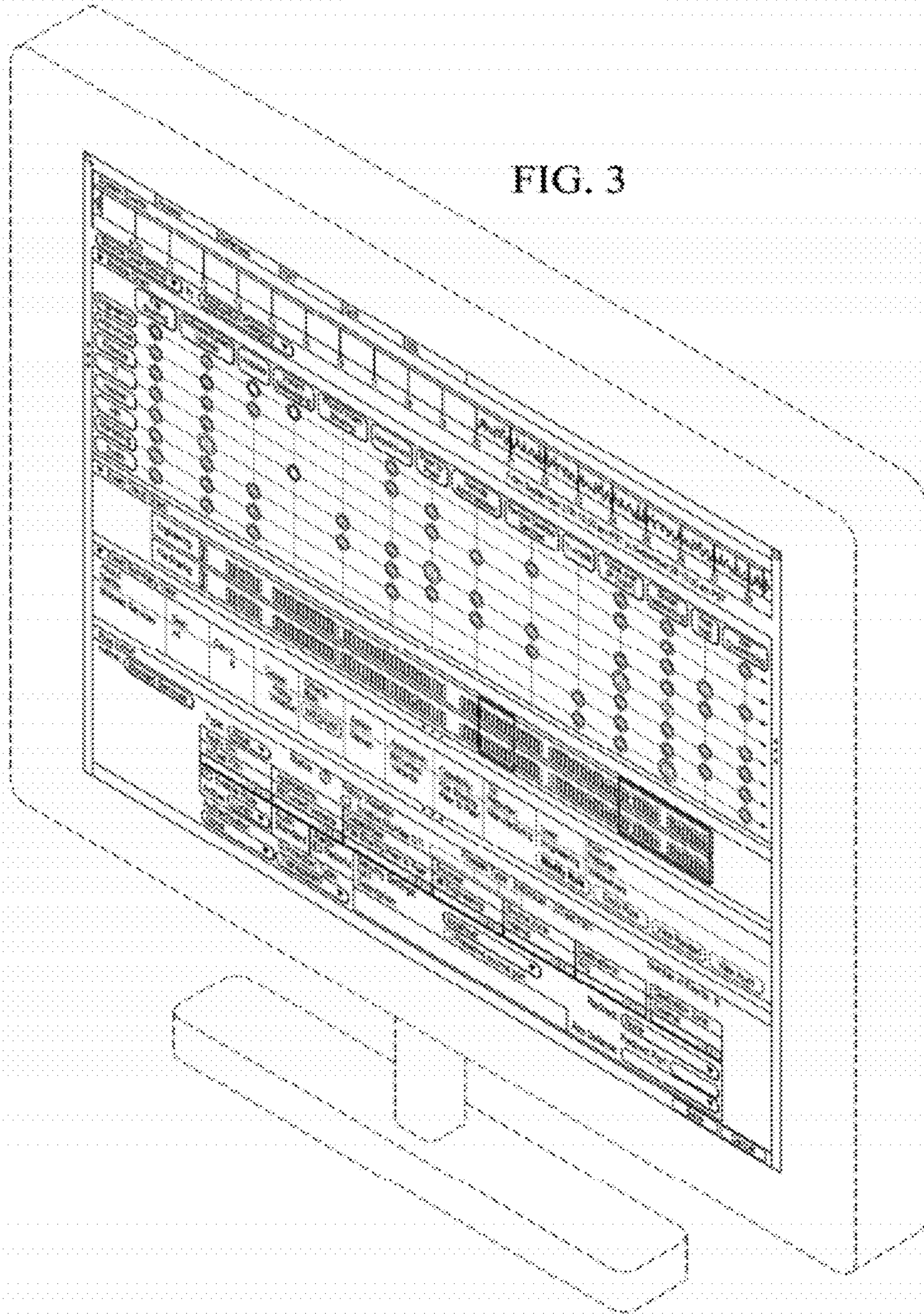


FIG. 3

FIG. 4

The screenshot displays a software interface for managing patent applications. At the top, there is a header bar with the text "Patent Application" and "Patent Office". Below this is a table with columns for "Patent Number", "Title", "Status", "Priority", "Filing Date", "Inventor", "Applicant", "Agent", "Office", "Status", "Priority", "Filing Date", "Inventor", "Applicant", "Agent", "Office", "Status". The table contains several rows of data, with the first row highlighted in blue. Below the table is a list of categories: "Engineering", "Mechanical", "Electrical", "Chemical", "Biological", "Medical", "Agriculture", "Transportation", "Aerospace", "Energy", "Environmental", "Information Technology", "Manufacturing", "Materials", "Nanotechnology", "Oceanography", "Space", "Telecommunications", "Transportation", "Aerospace", "Energy", "Environmental", "Information Technology", "Manufacturing", "Materials", "Nanotechnology", "Oceanography", "Space", "Telecommunications". To the right of the table is a detailed view of a selected item, showing fields for "Title", "Status", "Priority", "Filing Date", "Inventor", "Applicant", "Agent", "Office", "Status", "Priority", "Filing Date", "Inventor", "Applicant", "Agent", "Office", "Status". The detailed view includes a "Title" field with the text "Patent Application", a "Status" field with the text "Patent Office", and a "Priority" field with the text "Patent Office". The detailed view also includes a "Filing Date" field with the text "Patent Office", an "Inventor" field with the text "Patent Office", an "Applicant" field with the text "Patent Office", an "Agent" field with the text "Patent Office", and an "Office" field with the text "Patent Office". The detailed view also includes a "Status" field with the text "Patent Office", a "Priority" field with the text "Patent Office", a "Filing Date" field with the text "Patent Office", an "Inventor" field with the text "Patent Office", an "Applicant" field with the text "Patent Office", an "Agent" field with the text "Patent Office", and an "Office" field with the text "Patent Office".