



US00D674384S

(12) **United States Design Patent**
Zhang

(10) **Patent No.:** **US D674,384 S**

(45) **Date of Patent:** **** Jan. 15, 2013**

(54) **TABLET**

(75) **Inventor:** **Ke Zhang**, Hai Dian District (CN)

(73) **Assignee:** **Thomson Licensing**,
Issy-les-Moulineaux Cedex (FR)

(**) **Term:** **14 Years**

(21) **Appl. No.:** **29/388,517**

(22) **Filed:** **Mar. 30, 2011**

(51) **LOC (9) Cl.** **14-02**

(52) **U.S. Cl.** **D14/341**

(58) **Field of Classification Search** D14/341-347,
D14/137, 138, 138.1, 138 A, 138 AA, 138 R,
D14/138 AB, 138 AC, 138 AD, 138 C, 138 G,
D14/496, 203.1, 203.3, 203.4, 203.5, 203.7,
D14/426, 427, 432, 429, 129, 130, 420, 439-441,
D14/448, 125, 126, 147, 156, 218, 247-248,
D14/250, 389, 388, 315-318; D10/65, 104;
D18/6-7; D21/324, 329, 330; D19/26, 59,
D19/60; 455/556.1, 556.2, 566, 575.1, 90.3;
379/433.04, 433.01, 433.06, 916; 345/169,
345/173, 901, 905; 361/679.26, 679.27,
361/679.3, 679.55, 679.56
See application file for complete search history.

(56) **References Cited**

U.S. PATENT DOCUMENTS

D497,362 S * 10/2004 Wang et al. D14/371
D554,086 S * 10/2007 Hsiung D14/129
D572,025 S * 7/2008 Kwon D6/308
D574,795 S * 8/2008 Wlotzka D14/129

D579,930 S * 11/2008 Maskatia D14/341
D585,399 S * 1/2009 Hwang D14/130
D592,214 S * 5/2009 Bradford D14/371
D602,487 S * 10/2009 Maskatia D14/341
D617,793 S * 6/2010 Chiang et al. D14/341
D626,437 S * 11/2010 Lee et al. D10/65
D629,771 S * 12/2010 Haspil et al. D14/138 G
D630,636 S * 1/2011 Jeon et al. D14/374
D635,535 S * 4/2011 Cho et al. D14/125
D639,267 S * 6/2011 DeLorenzo et al. D14/142
D640,654 S * 6/2011 Montag et al. D14/129
D641,749 S * 7/2011 Leung et al. D14/336
D645,465 S * 9/2011 Lin et al. D14/341
D645,833 S * 9/2011 Seflic et al. D14/138 G
D653,661 S * 2/2012 Ohrstrom D14/341
D654,073 S * 2/2012 Li D14/341
D654,498 S * 2/2012 Hwang et al. D14/341
2011/0074740 A1* 3/2011 Liu 345/179

* cited by examiner

Primary Examiner — Barbara Fox

(74) *Attorney, Agent, or Firm* — Tutunjian & Bitetto, P.C.

(57) **CLAIM**

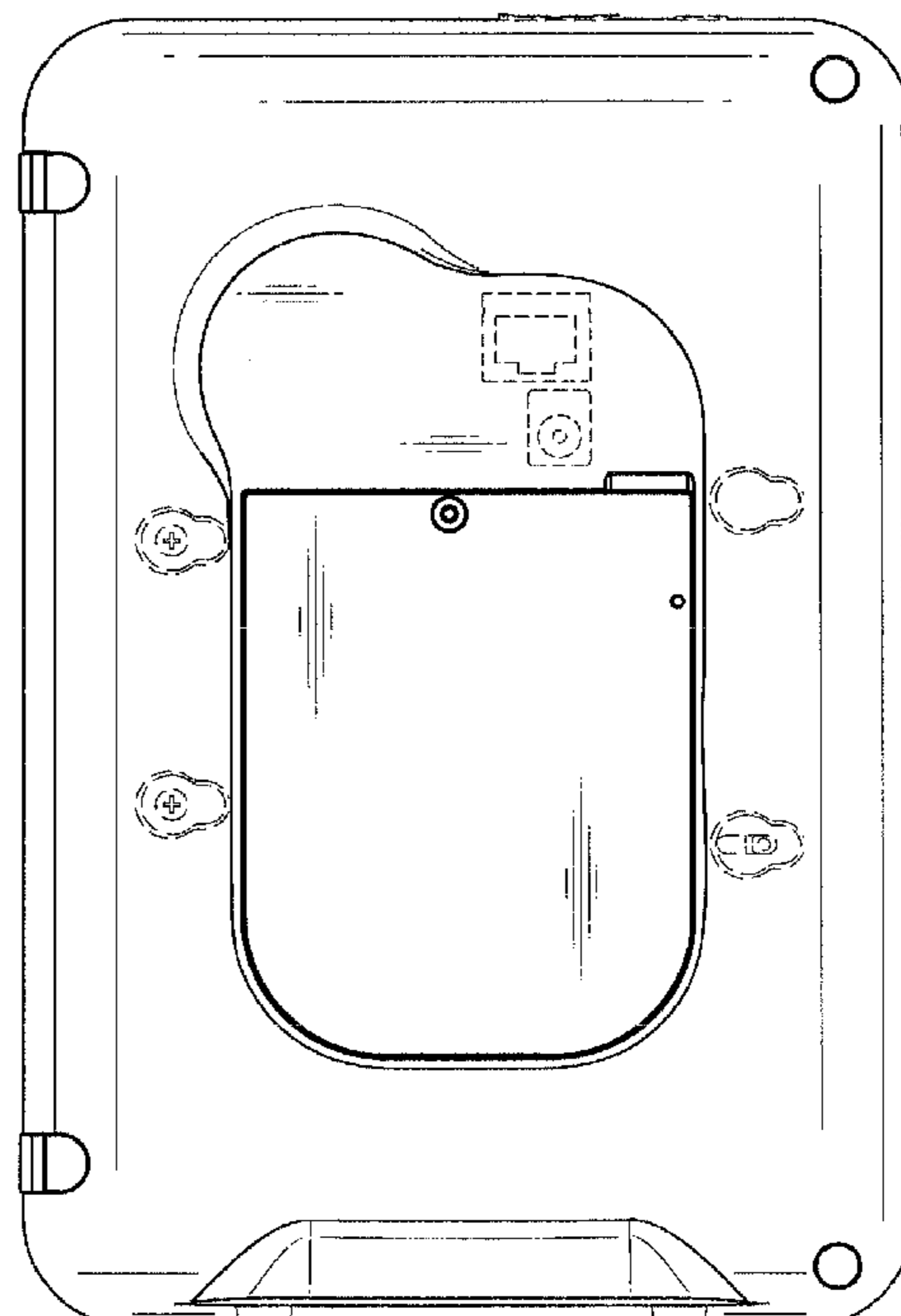
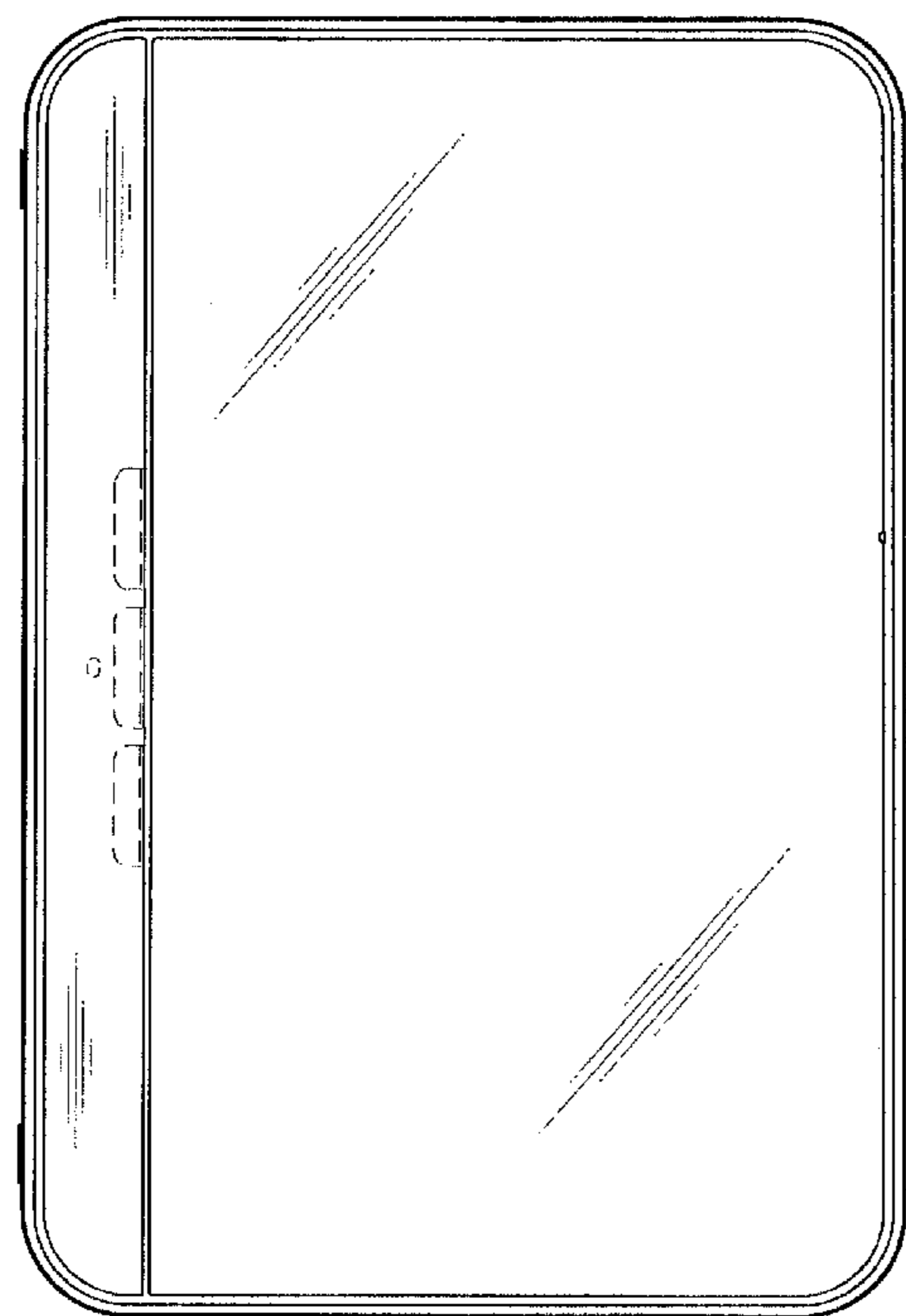
The ornamental design for a tablet, as shown and described.

DESCRIPTION

FIG. 1 is a front view of the tablet showing my new design;
FIG. 2 is a top view thereof
FIG. 3 is a bottom view thereof;
FIG. 4 is a left side view thereof;
FIG. 5 is right side view thereof; and,
FIG. 6 is a back view thereof.

The broken lines shown in the drawings represent portions of the tablet that form no part of the claimed design.

1 Claim, 2 Drawing Sheets






FIG. 1




FIG. 2

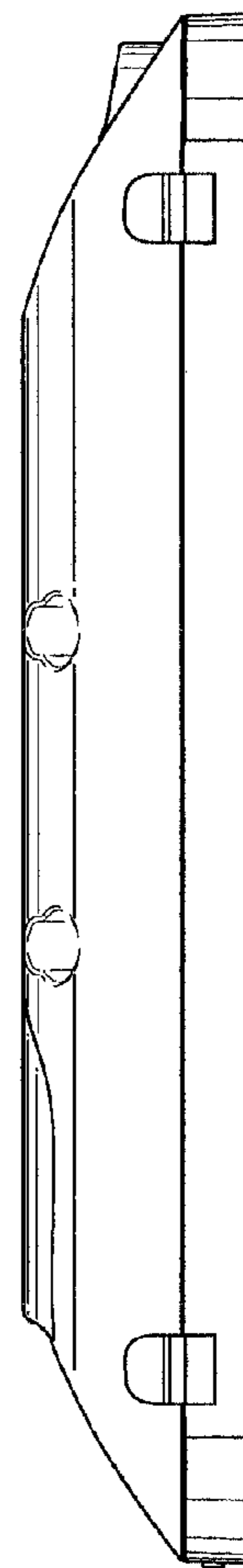


FIG. 3

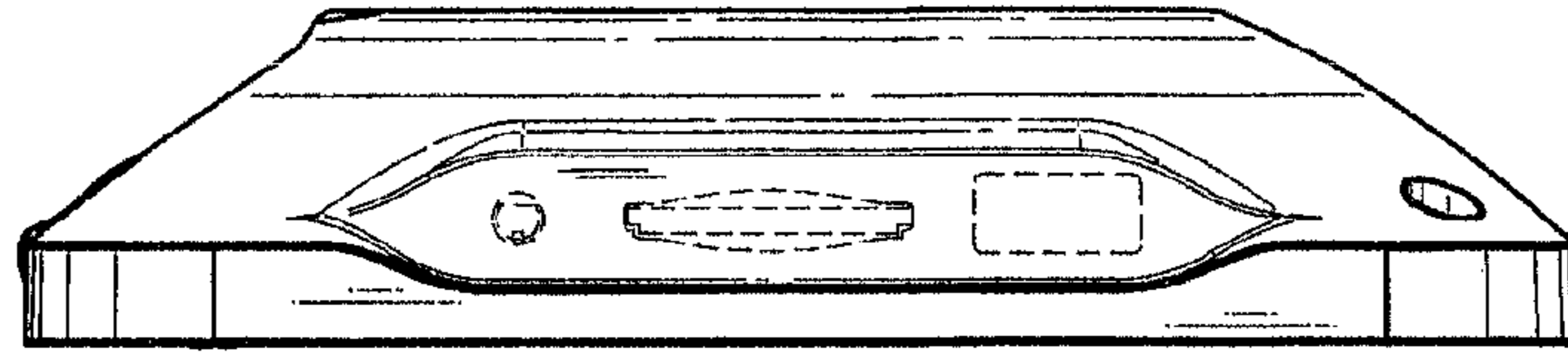


FIG. 4

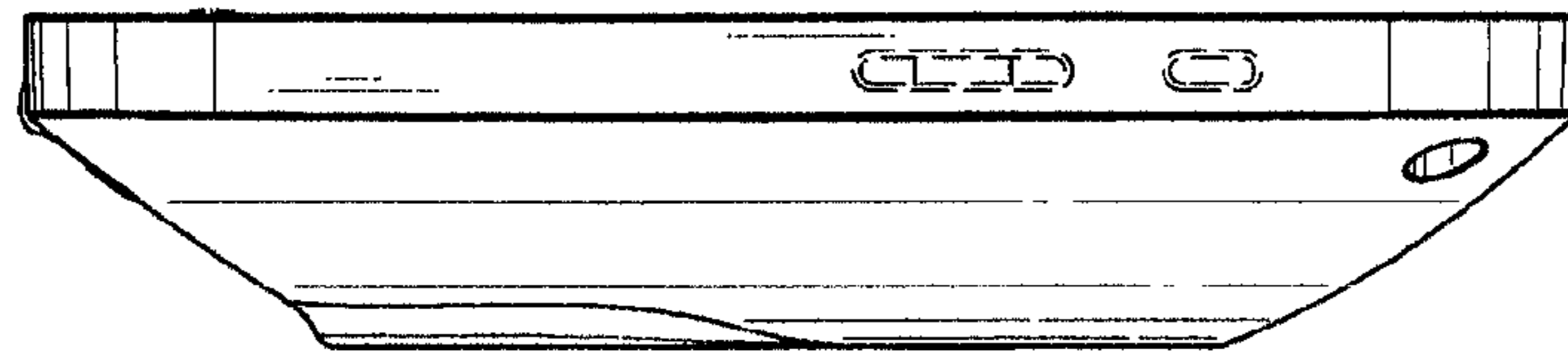


FIG. 5

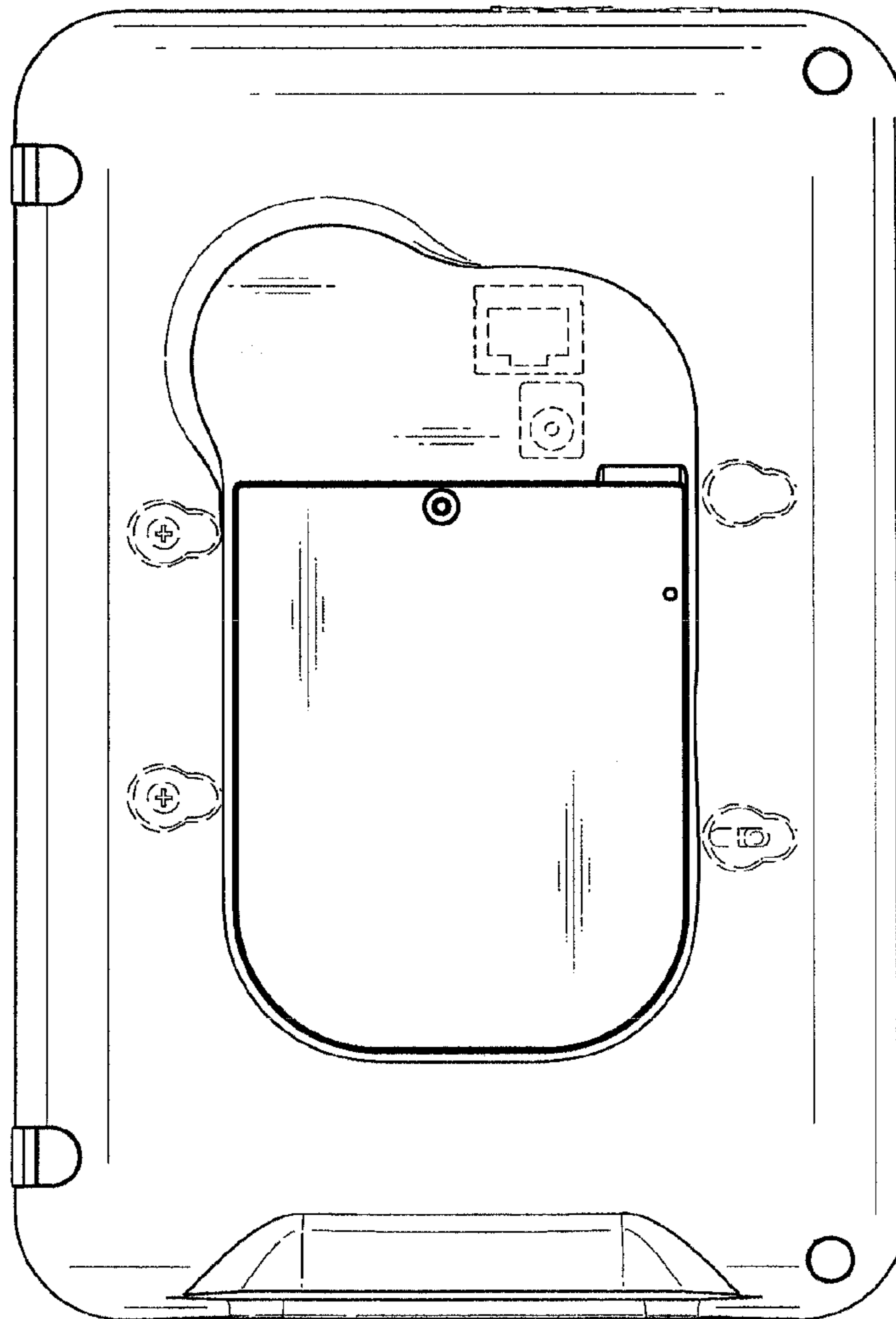


FIG. 6