



US00D674375S

(12) **United States Design Patent**
Robineau

(10) **Patent No.:** **US D674,375 S**

(45) **Date of Patent:** **** Jan. 15, 2013**

(54) **WAVEGUIDE**

(75) **Inventor:** **Phillippe Robineau, Glasgow (GB)**

(73) **Assignee:** **Tannoy Limited (GB)**

(**) **Term:** **14 Years**

(21) **Appl. No.:** **29/397,893**

(22) **Filed:** **Jul. 22, 2011**

(30) **Foreign Application Priority Data**

Jan. 31, 2011 (GB) 4018601

(51) **LOC (9) Cl.** **14-01**

(52) **U.S. Cl.** **D14/221**

(58) **Field of Classification Search** D14/204,
D14/210–216, 172, 221, 222; 181/143, 144,
181/147, 148, 150–153, 157, 159, 198, 199;
381/300–303, 306, 332, 333, 336, 340, 343,
381/345, 361–354, 386–388

See application file for complete search history.

(56) **References Cited**

U.S. PATENT DOCUMENTS

4,811,406 A * 3/1989 Kawachi 381/186
5,455,396 A * 10/1995 Willard et al. 181/172

D442,945 S * 5/2001 Mahgerefteh D14/221
6,349,142 B1 * 2/2002 Teng 381/386
D462,341 S * 9/2002 Stead et al. D14/221
6,516,076 B1 * 2/2003 Marlin 381/340
D511,155 S * 11/2005 Pires D14/221
6,973,994 B2 * 12/2005 Mackin et al. 181/156
D522,496 S * 6/2006 Smith et al. D14/221
D577,005 S * 9/2008 Amai D14/216
D610,131 S * 2/2010 Stumvoll et al. D14/224

* cited by examiner

Primary Examiner — Prabhakar Deshmukh

(74) *Attorney, Agent, or Firm* — Lerner, David, Littenberg,
Krumholz & Mentlik, LLP

(57) **CLAIM**

The ornamental design for a waveguide, as shown and described.

DESCRIPTION

FIG. 1 is a perspective view of a waveguide showing my new design;

FIG. 2 is another perspective view thereof;

FIG. 3 is a top plan view thereof; and,

FIG. 4 is a side view thereof.

1 Claim, 4 Drawing Sheets

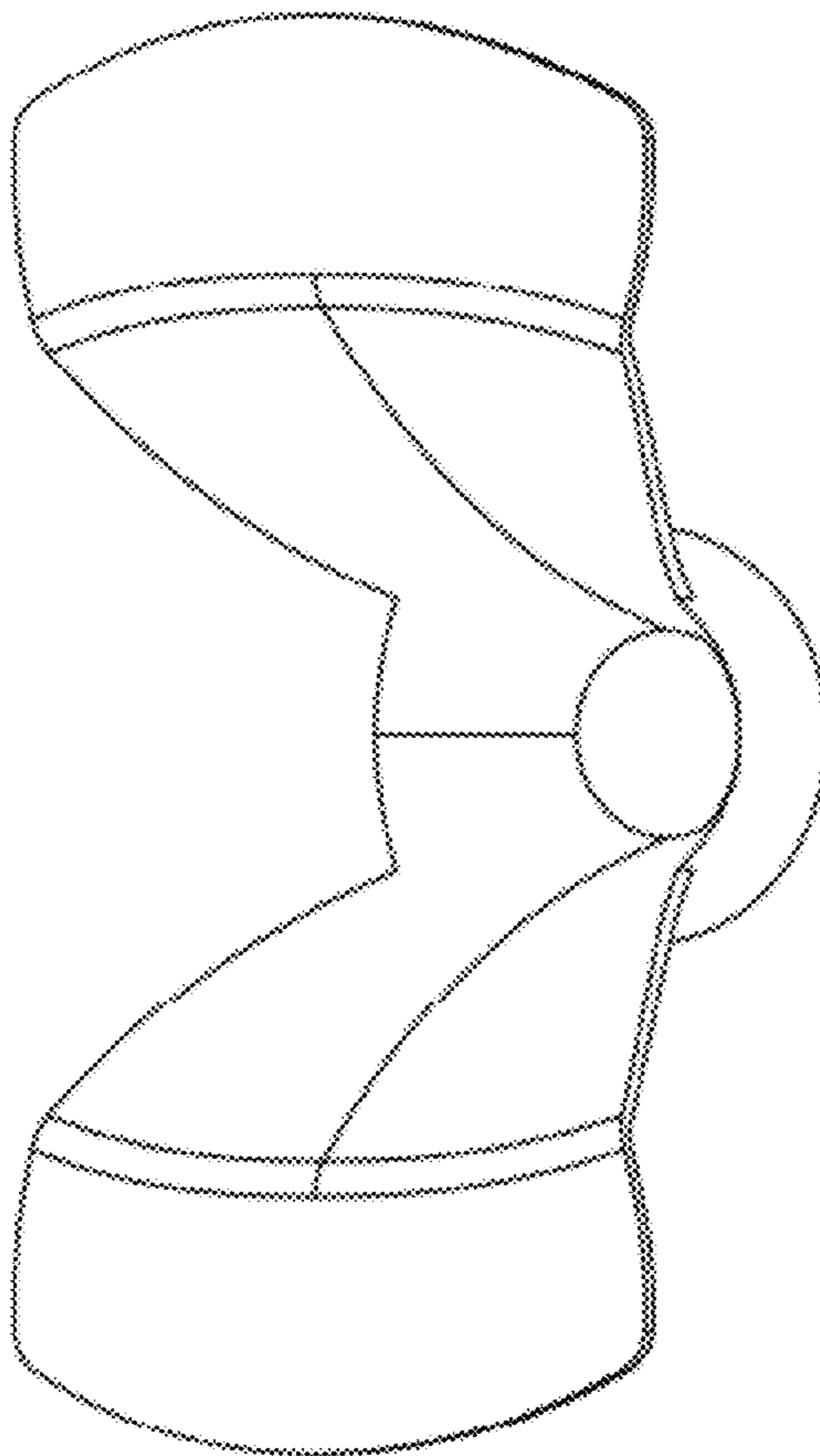


FIG. 1

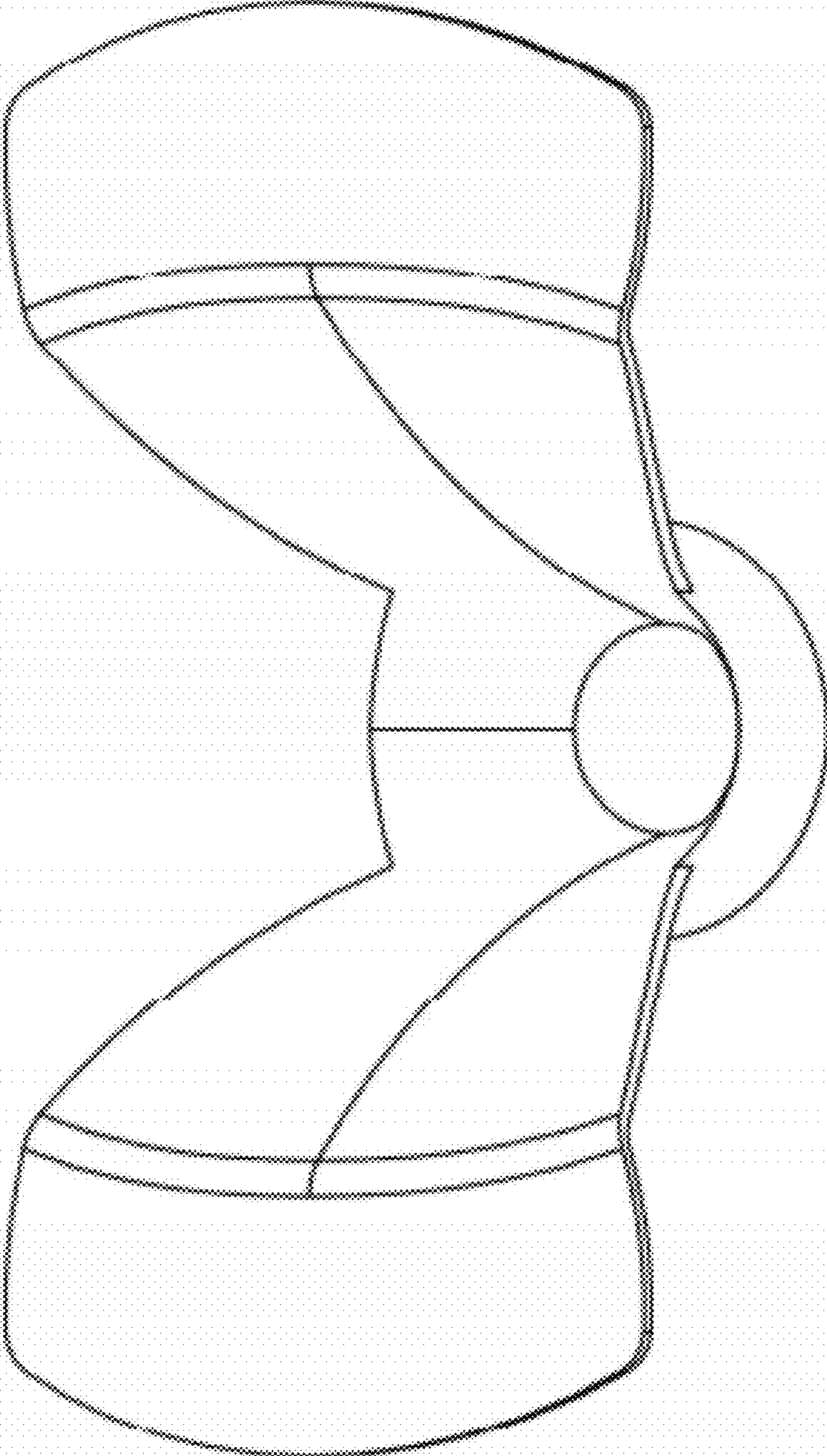


FIG. 2




FIG. 3

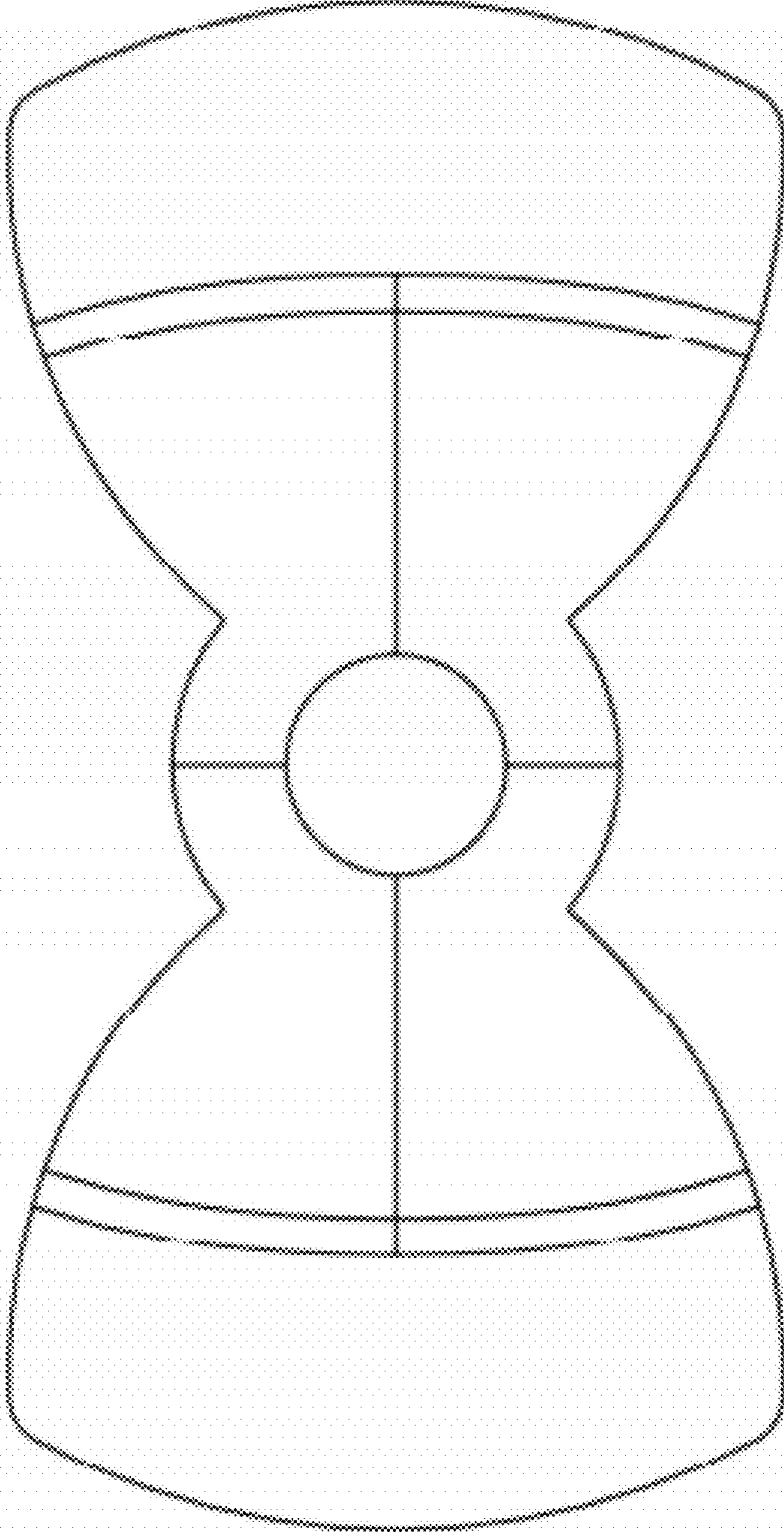


FIG. 4

