



US00D674372S

(12) **United States Design Patent**
Kelly et al.

(10) **Patent No.:** **US D674,372 S**
(45) **Date of Patent:** **** Jan. 15, 2013**

(54) **HEADPHONE**

(75) Inventors: **Peter M. Kelly**, Park City, UT (US);
Daniel A. Levine, Newport Beach, CA
(US); **Donald C. Stiff**, Park City, UT
(US)

(73) Assignee: **Skullcandy, Inc.**, Park City, UT (US)

(**) Term: **14 Years**

(21) Appl. No.: **29/403,735**

(22) Filed: **Oct. 10, 2011**

(51) **LOC (9) Cl.** **14-01**

(52) **U.S. Cl.** **D14/205**

(58) **Field of Classification Search** D14/205,
D14/206, 223; 181/129, 130, 135; 379/430,
379/431; 381/380, 381; 455/90.3, 575.1

See application file for complete search history.

(56) **References Cited**

U.S. PATENT DOCUMENTS

D337,115 S *	7/1993	Yamazaki et al.	D14/205
D353,817 S *	12/1994	Wada	D14/205
D386,181 S *	11/1997	Fisher	D14/205
5,793,878 A *	8/1998	Chang	381/370
6,081,604 A *	6/2000	Hikichi et al.	381/371
D448,750 S *	10/2001	Weikel et al.	D14/206
D491,163 S *	6/2004	Green	D14/205

D541,255 S *	4/2007	Taylor et al.	D14/205
D573,581 S *	7/2008	Gondo et al.	D14/205
D585,871 S *	2/2009	Lee	D14/205
D593,995 S *	6/2009	Shimizu	D14/205
D594,847 S *	6/2009	Suzuki	D14/205
D603,370 S *	11/2009	Suzuki	D14/205
D616,865 S *	6/2010	Marchand et al.	D14/205
D652,017 S *	1/2012	Groves et al.	D14/206
D652,406 S *	1/2012	Lee et al.	D14/205
D657,776 S *	4/2012	Lee et al.	D14/205
D658,158 S *	4/2012	Suzuki	D14/205

* cited by examiner

Primary Examiner — Paula Greene

(74) *Attorney, Agent, or Firm* — TraskBritt, P.C.

(57) **CLAIM**

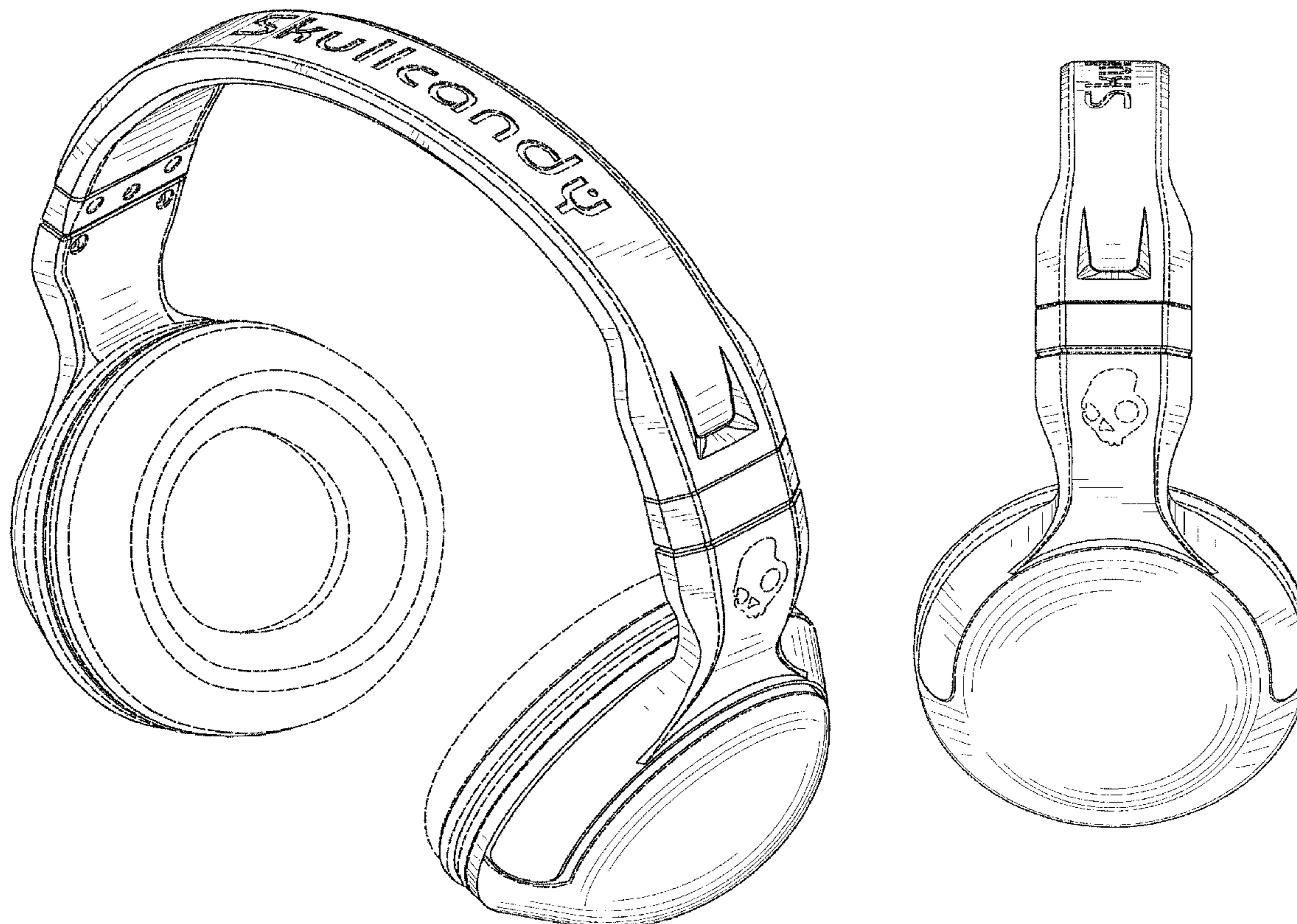
The ornamental design for a headphone, as shown and described.

DESCRIPTION

FIG. 1 is a perspective view of a headphone;
FIG. 2 is a top view of the headphone shown in FIG. 1;
FIG. 3 is a bottom view of the headphone shown in FIG. 1;
FIG. 4 is a right side view of the headphone shown in FIG. 1;
FIG. 5 is a left side view of the headphone shown in FIG. 1;
FIG. 6 is a front view of the headphone shown in FIG. 1; and,
FIG. 7 is a rear view of the headphone shown in FIG. 1.

The broken lines in FIGS. 1-7 are for environmental purposes only and do not form any part of the claimed design.

1 Claim, 6 Drawing Sheets



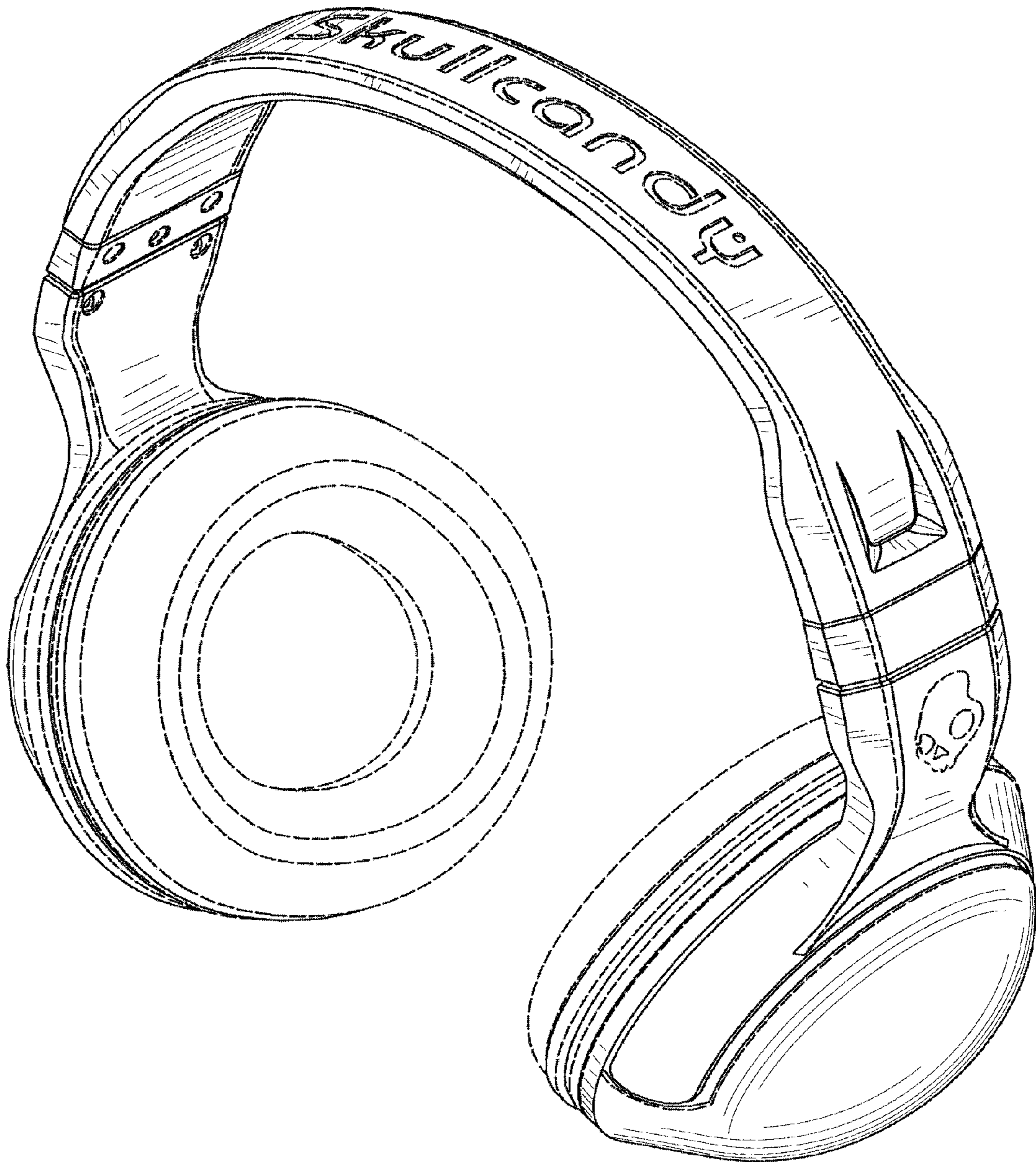


FIG. 1

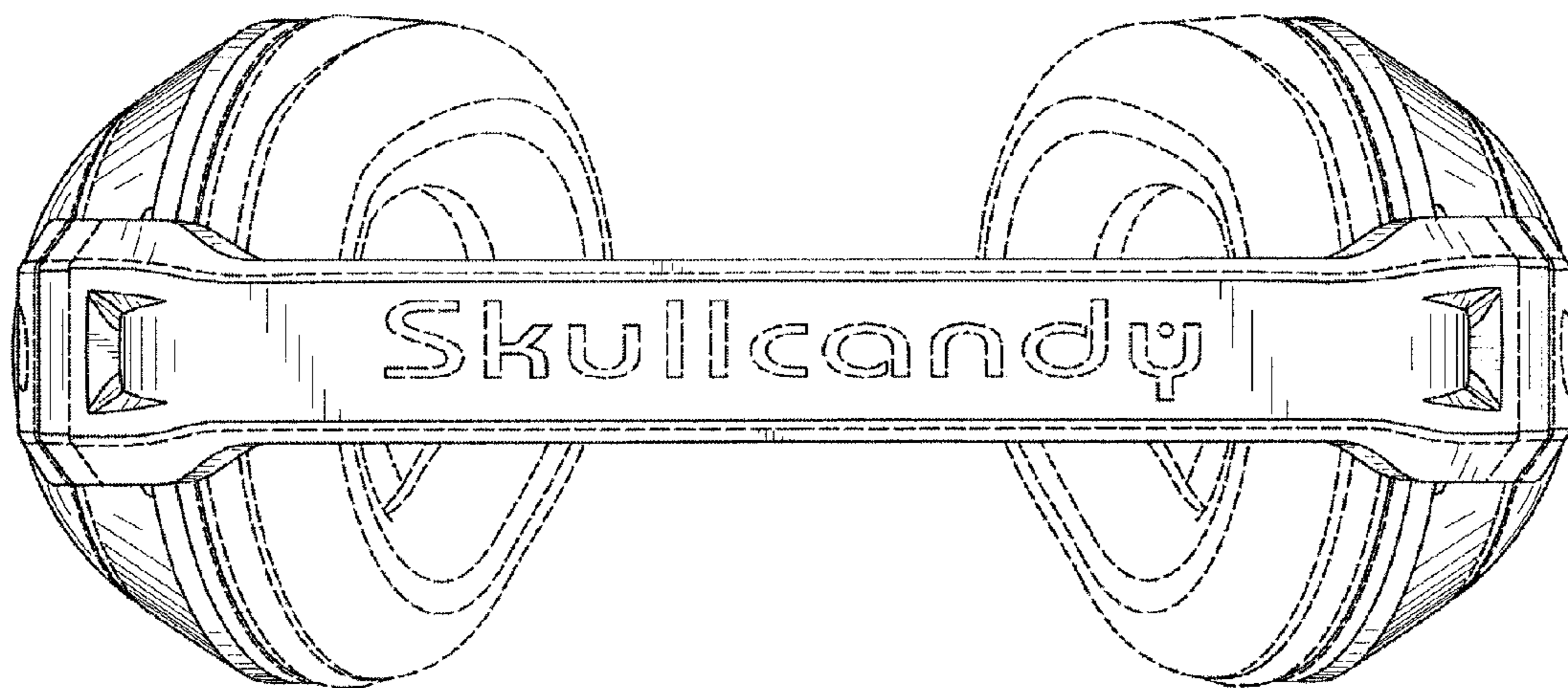


FIG. 2

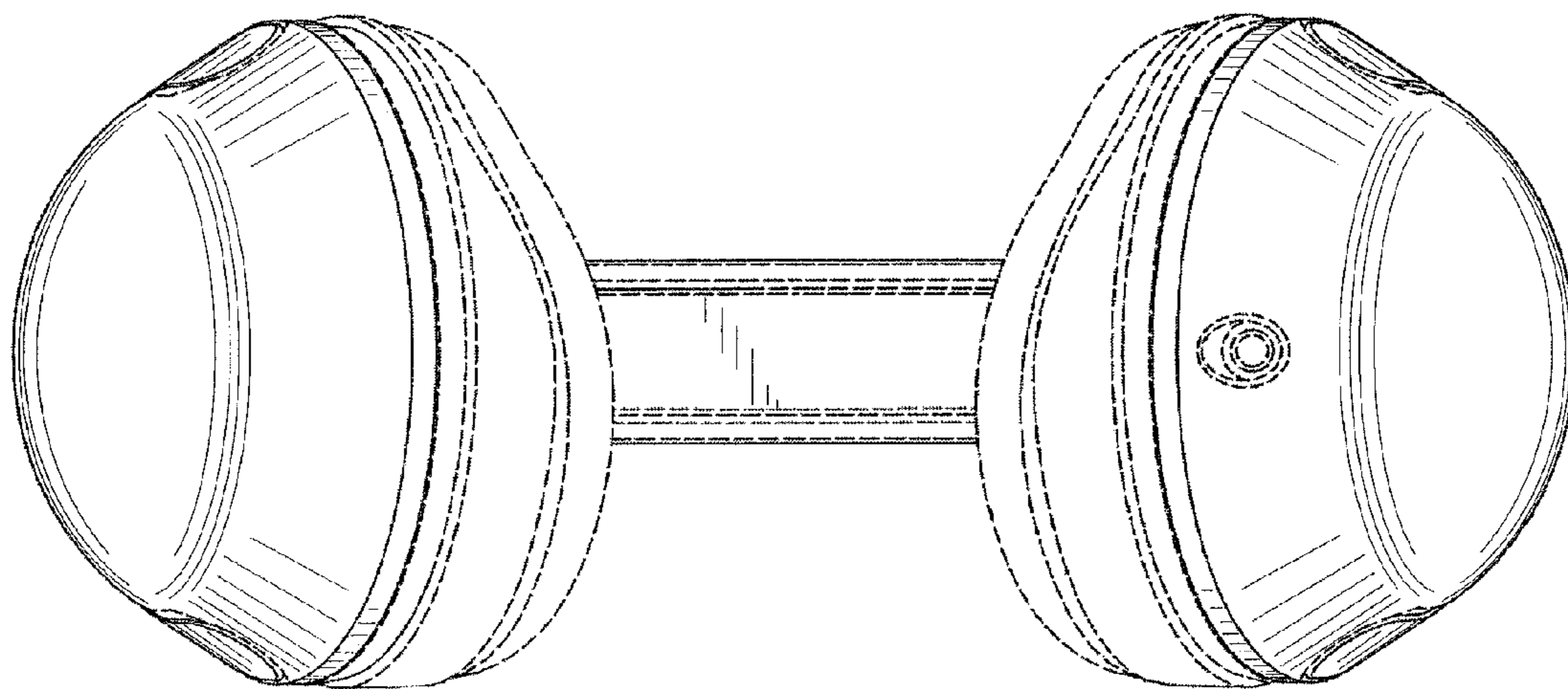


FIG. 3

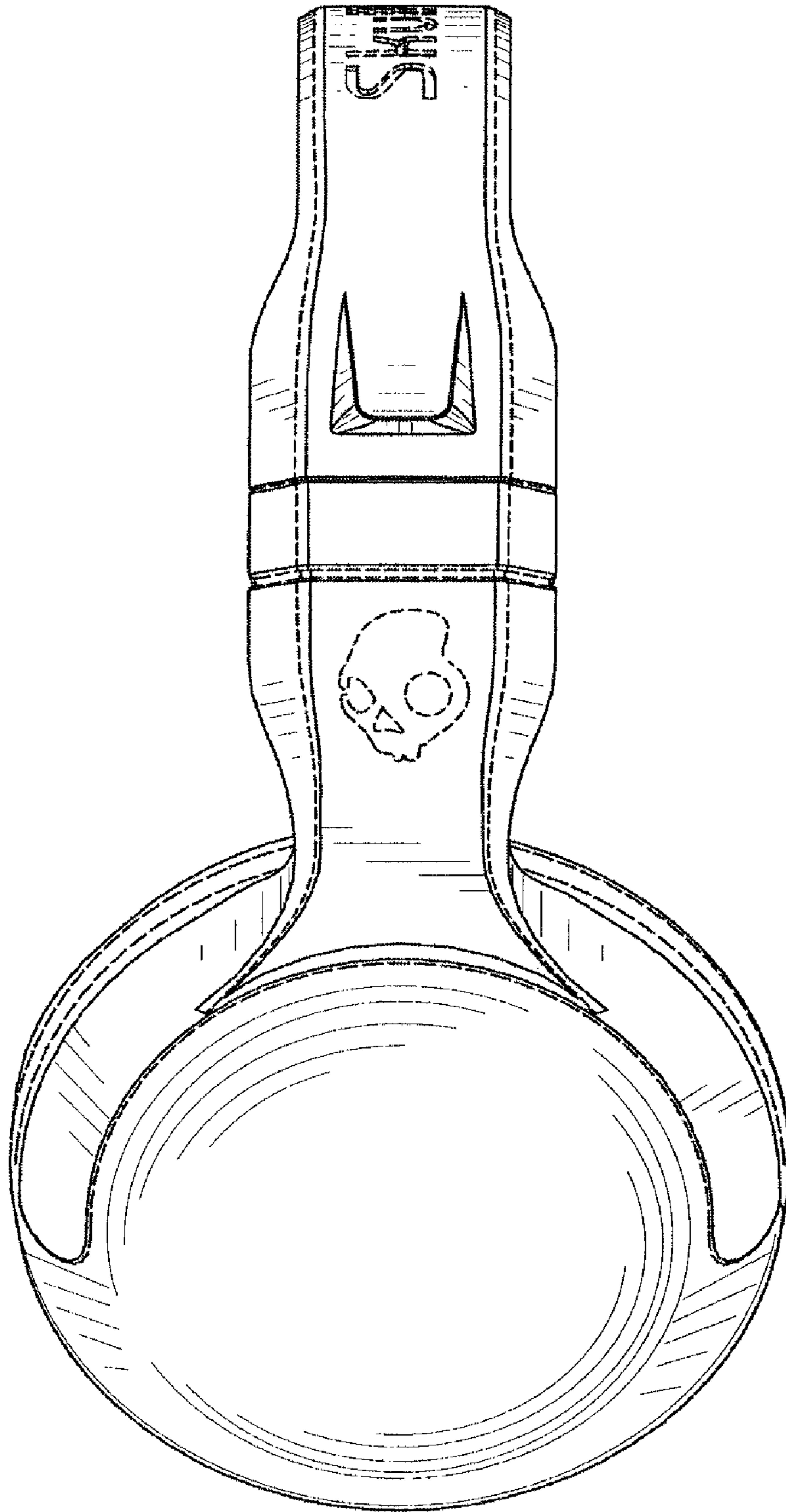


FIG. 4

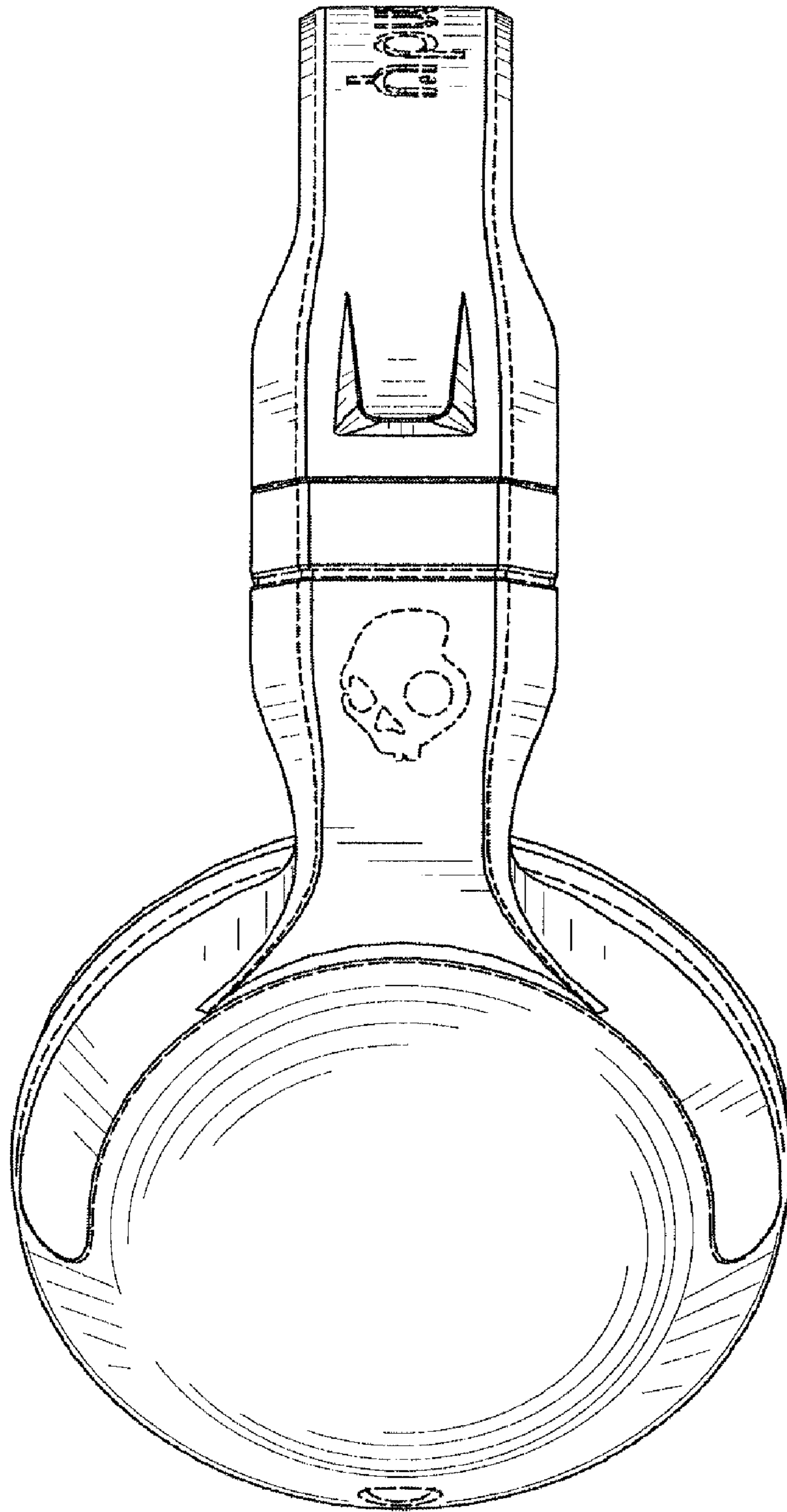


FIG. 5




FIG. 6




FIG. 7