



US00D674351S

(12) **United States Design Patent**
Ikeda et al.

(10) **Patent No.:** **US D674,351 S**
(45) **Date of Patent:** **** Jan. 15, 2013**

(54) **CIRCUIT BREAKING TERMINAL FOR ELECTRIC VEHICLE**

(75) Inventors: **Tomohiro Ikeda**, Kakegawa (JP); **Ryuta Takishita**, Kakegawa (JP); **Kouichirou Mochizuki**, Kakegawa (JP); **Sho Nogashira**, Kakegawa (JP); **Atsushi Maeda**, Kakegawa (JP)

(73) Assignee: **Yazaki Corporation**, Tokyo (JP)

(**) Term: **14 Years**

(21) Appl. No.: **29/419,150**

(22) Filed: **Apr. 25, 2012**

(30) **Foreign Application Priority Data**

Oct. 25, 2011 (JP) 2011-024482

(51) **LOC (9) Cl.** **13-03**

(52) **U.S. Cl.** **D13/160**

(58) **Field of Classification Search** D13/158, D13/159, 160, 161, 162, 184, 199; 200/43.14, 200/50.01, 50.21–50.23, 51 R, 293, 400, 200/401; 361/42, 44, 45, 50, 71, 115, 608, 361/634

See application file for complete search history.

(56) **References Cited**

U.S. PATENT DOCUMENTS

| | | | | |
|--------------|------|---------|-----------------------|-----------|
| 5,581,218 | A * | 12/1996 | Bagalini et al. | 335/17 |
| 6,118,091 | A * | 9/2000 | Matsumoto et al. | 200/293 |
| 6,762,376 | B2 * | 7/2004 | Nakamura et al. | 200/60 |
| 7,750,789 | B2 * | 7/2010 | Titokis et al. | 337/194 |
| D658,135 | S * | 4/2012 | Weber et al. | D13/160 |
| 2002/0153232 | A1 * | 10/2002 | Nakamura et al. | 200/51.09 |
| 2004/0079626 | A1 * | 4/2004 | Haq | 200/308 |
| 2010/0073119 | A1 * | 3/2010 | Titokis et al. | 337/205 |

* cited by examiner

Primary Examiner — Thomas Johannes

(74) *Attorney, Agent, or Firm* — Sughrue Mion, PLLC

(57) **CLAIM**

The ornamental design for a circuit breaking terminal for electric vehicle, as shown and described.

DESCRIPTION

FIG. 1 is a perspective view of a circuit breaking terminal for electric vehicle that comprises my invention;

FIG. 2 is a front side thereof;

FIG. 3 is a rear view thereof;

FIG. 4 is a left side view thereof;

FIG. 5 is a right side view thereof;

FIG. 6 is a top plan view thereof; and,

FIG. 7 is a bottom plan view thereof.

The broken line portion of the figure drawings is included to show unclaimed subject matter only and forms no part of the claimed design.

1 Claim, 4 Drawing Sheets

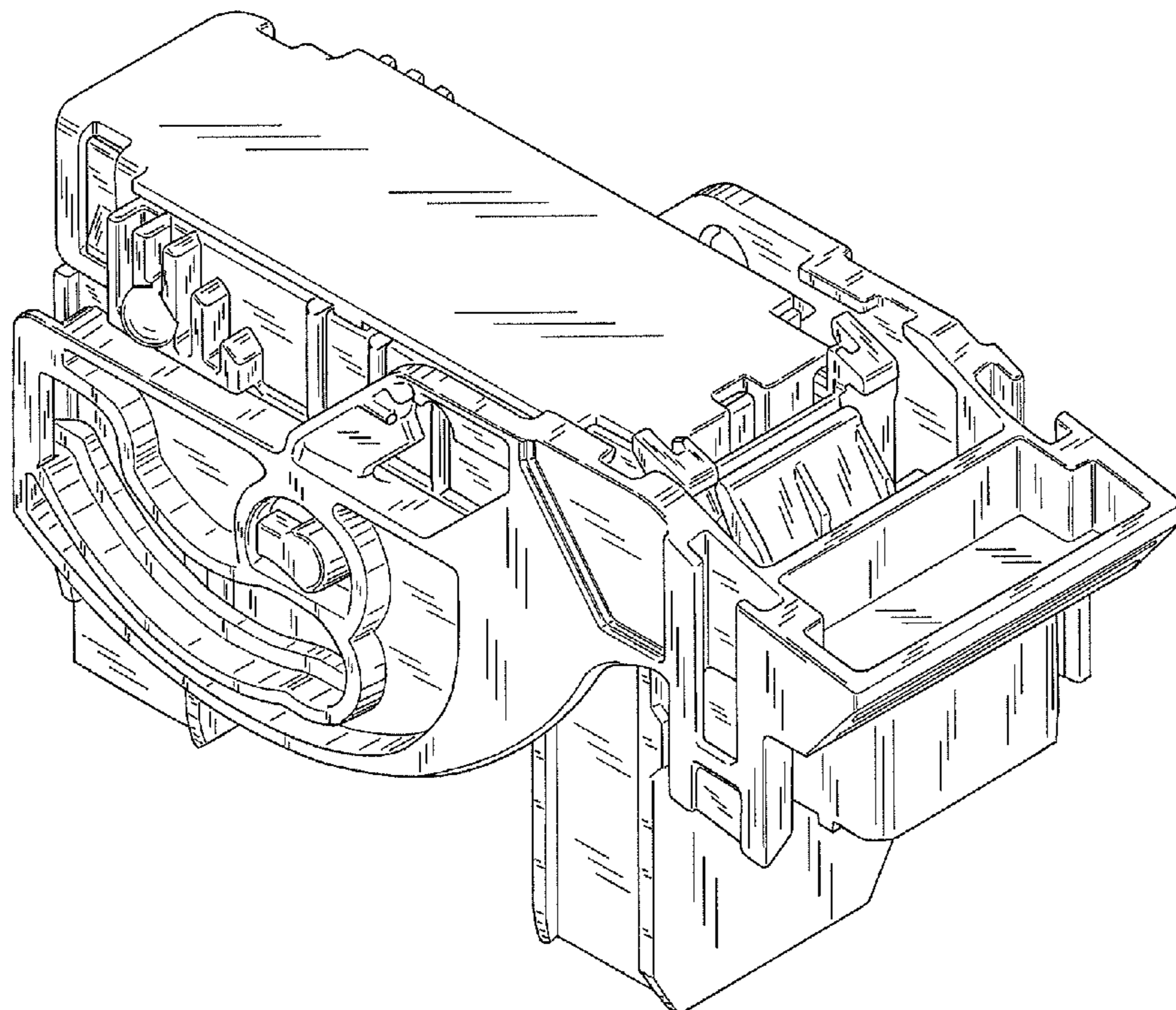


Fig.1

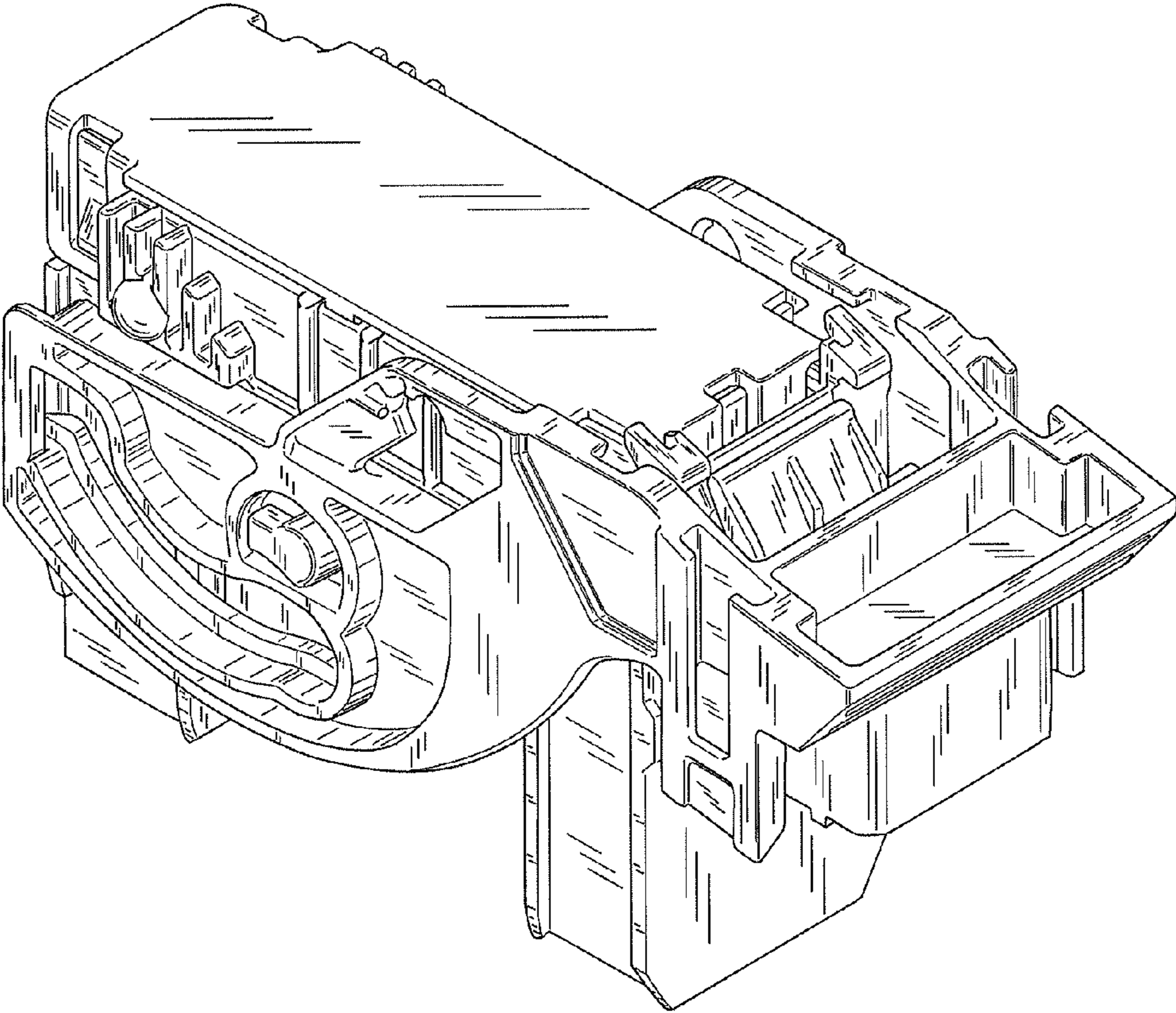


Fig.2

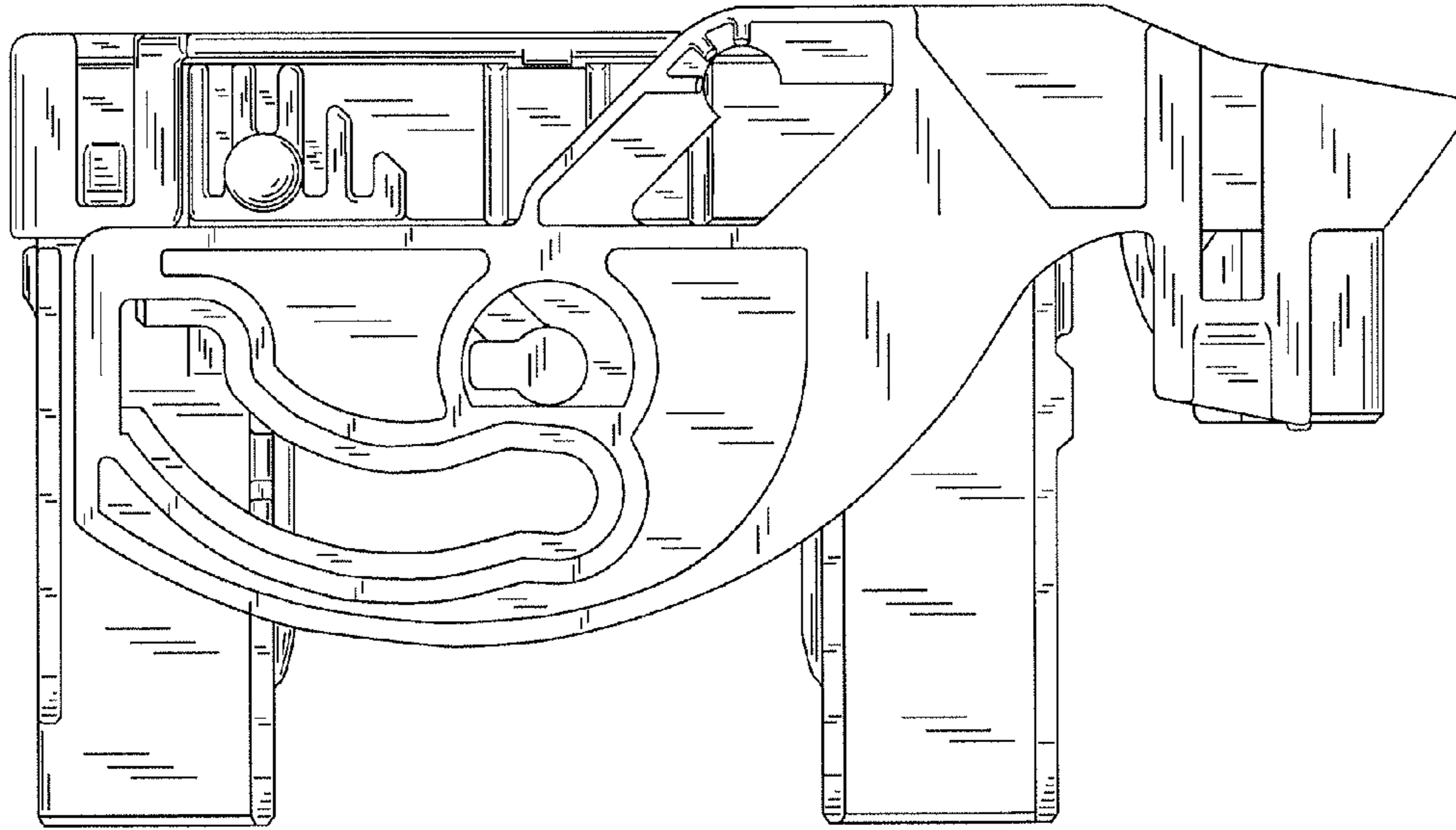


Fig.3

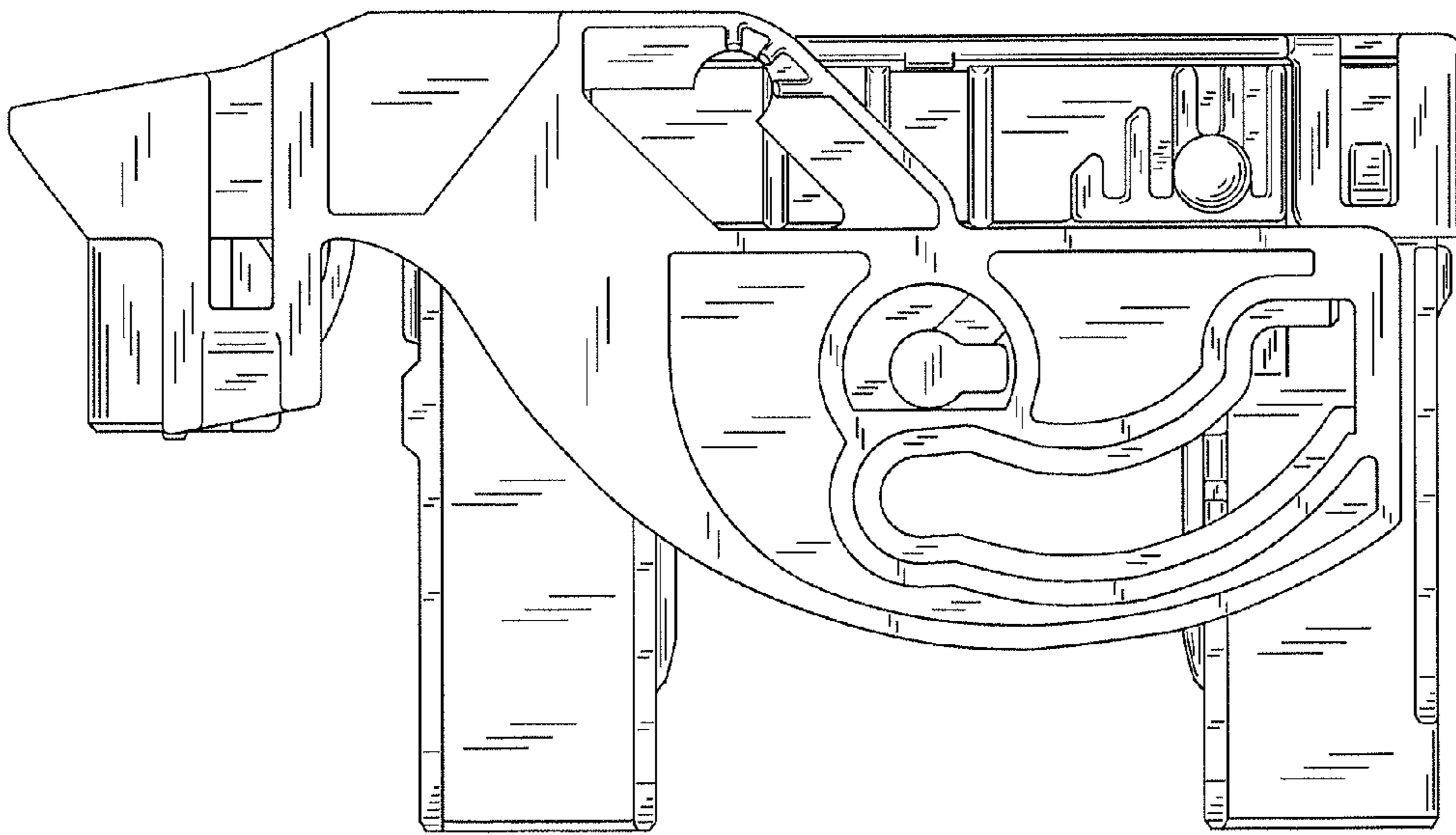


Fig.4

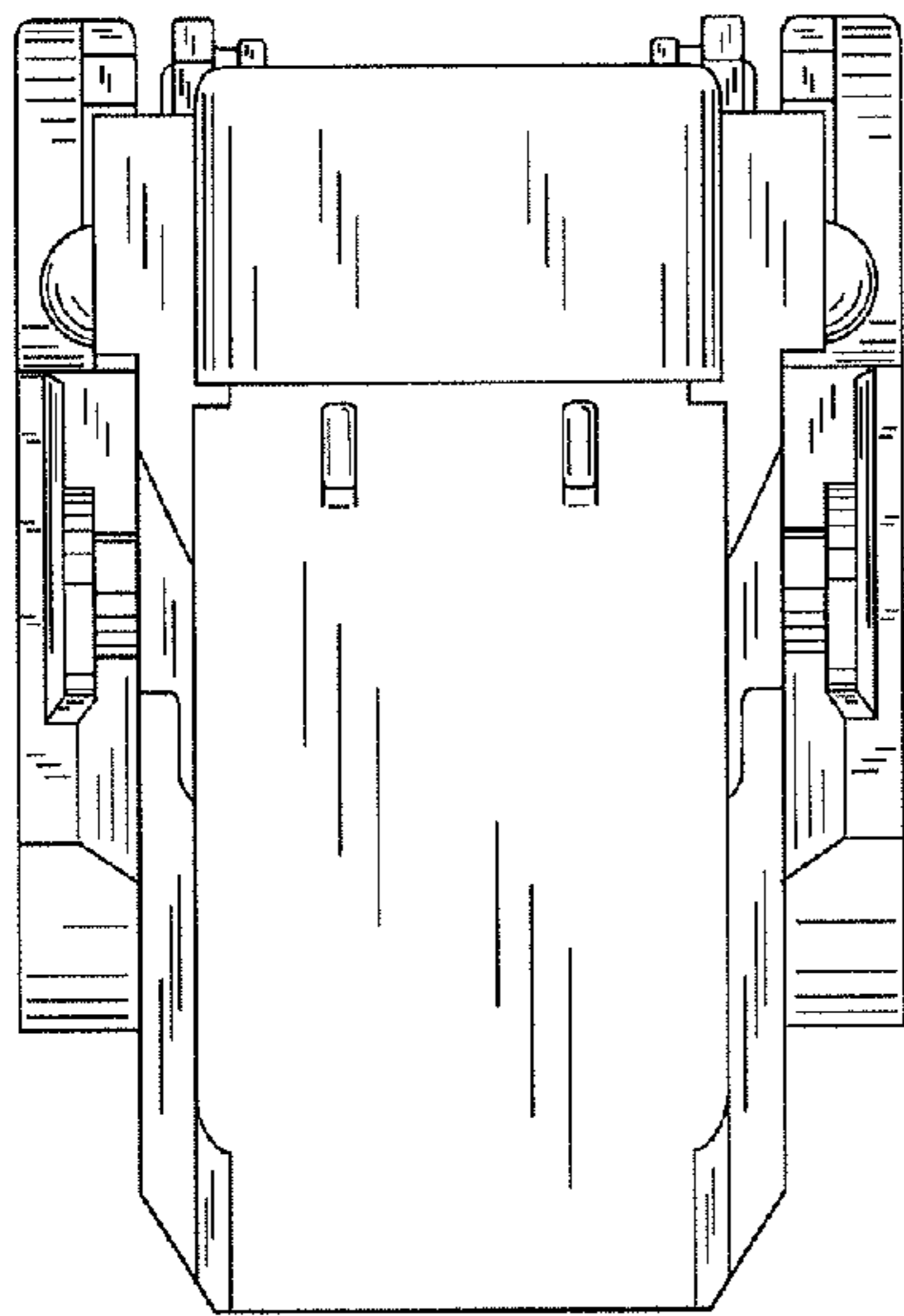


Fig.5




Fig.6

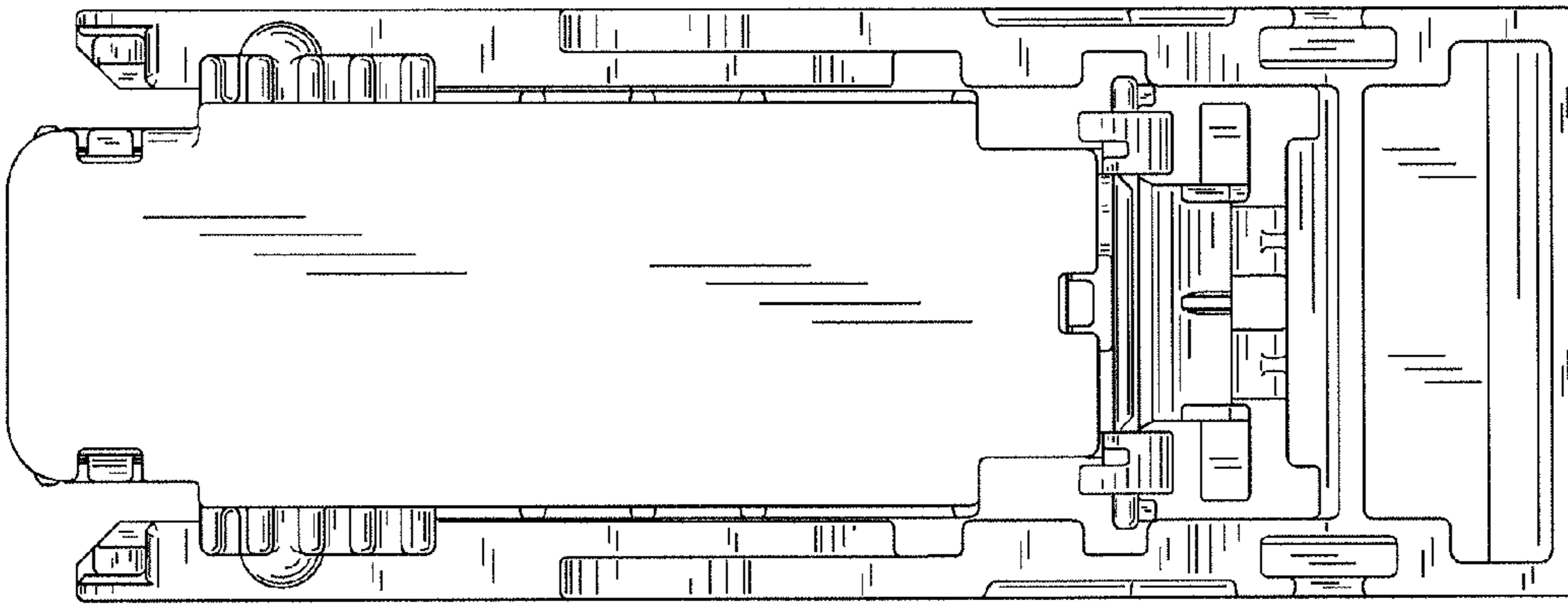


Fig.7

