



US00D674319S

(12) **United States Design Patent**
Doyle et al.

(10) **Patent No.:** **US D674,319 S**
(45) **Date of Patent:** **** Jan. 15, 2013**

(54) **AUTOMOBILE BODY**

(75) Inventors: **Timothy Allen Doyle**, Royal Oak, MI (US); **Michael Nicholas**, Troy, MI (US)

(73) Assignee: **Chrysler Group LLC**, Auburn Hills, MI (US)

(**) Term: **14 Years**

(21) Appl. No.: **29/402,781**

(22) Filed: **Sep. 27, 2011**

(51) **LOC (9) Cl.** **12-08**

(52) **U.S. Cl.** **D12/92**

(58) **Field of Classification Search** D12/86,
D12/90-92; D21/424, 433, 434; 296/181.1,
296/181.5

See application file for complete search history.

(56) **References Cited**

U.S. PATENT DOCUMENTS

D370,876 S	6/1996	Santoro et al.
D442,518 S	5/2001	Dehner et al.
D479,154 S	9/2003	Kruger et al.
D552,512 S	10/2007	Rabinowitz et al.

D628,941 S	*	12/2010	Yi	D12/92
D630,557 S	*	1/2011	Eum	D12/92
D645,788 S	*	9/2011	Zheng et al.	D12/92
D647,823 S	*	11/2011	Okumoto et al.	D12/92
D649,911 S	*	12/2011	Okumoto et al.	D12/92

* cited by examiner

Primary Examiner — Melody N Brown

(74) *Attorney, Agent, or Firm* — Ralph E. Smith

(57) **CLAIM**


The ornamental design for an automobile body, as shown and described.

DESCRIPTION

FIG. 1 is a front perspective view of an automobile body showing our new design;
FIG. 2 is a rear perspective view thereof;
FIG. 3 is a top view thereof;
FIG. 4 is a side view thereof;
FIG. 5 is a front view thereof; and,
FIG. 6 is a rear view thereof.

It will be understood that the broken lines presented in the drawings are for illustration only, and do not form a part of the claimed design.

1 Claim, 6 Drawing Sheets



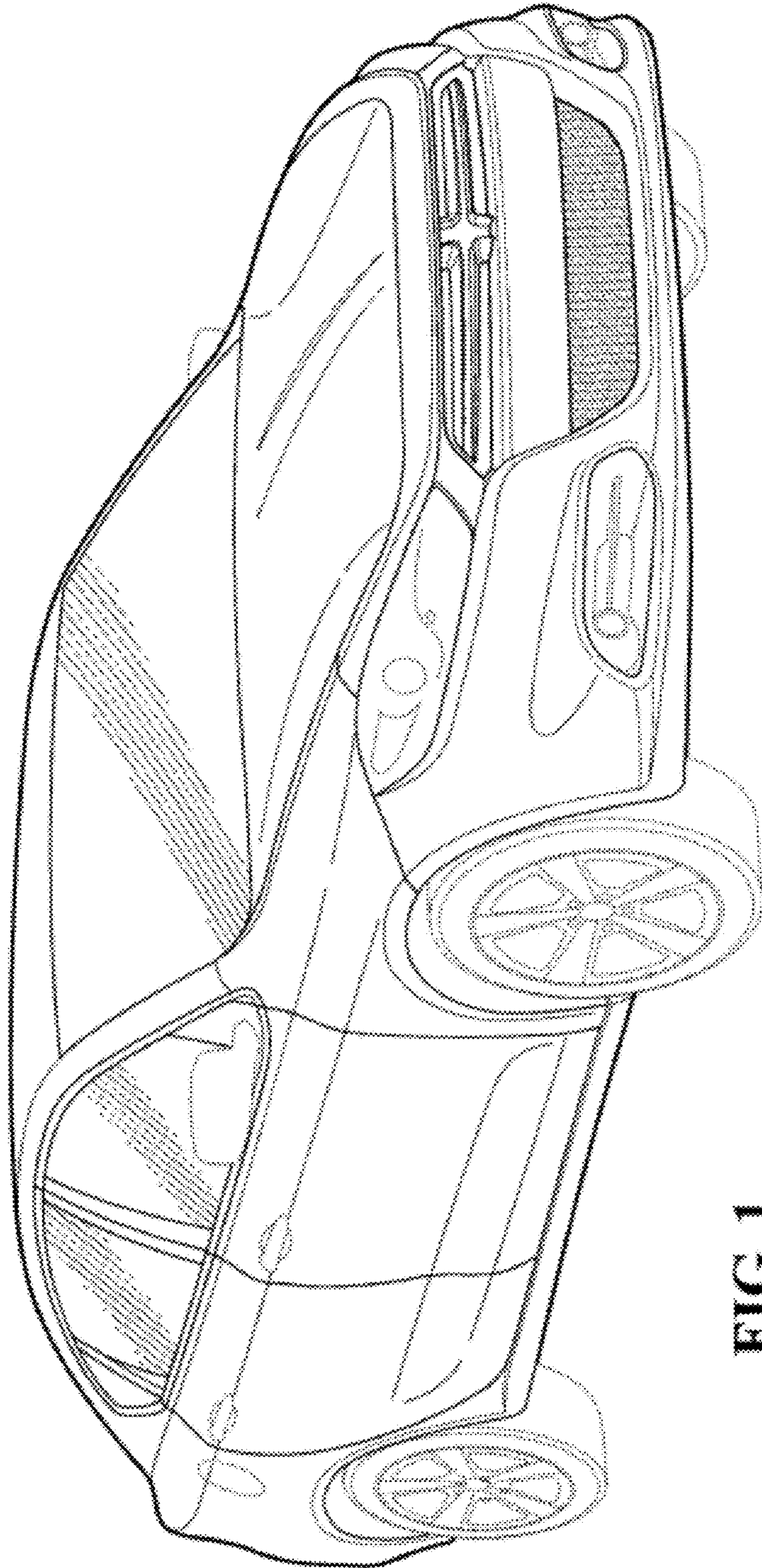


FIG. 1

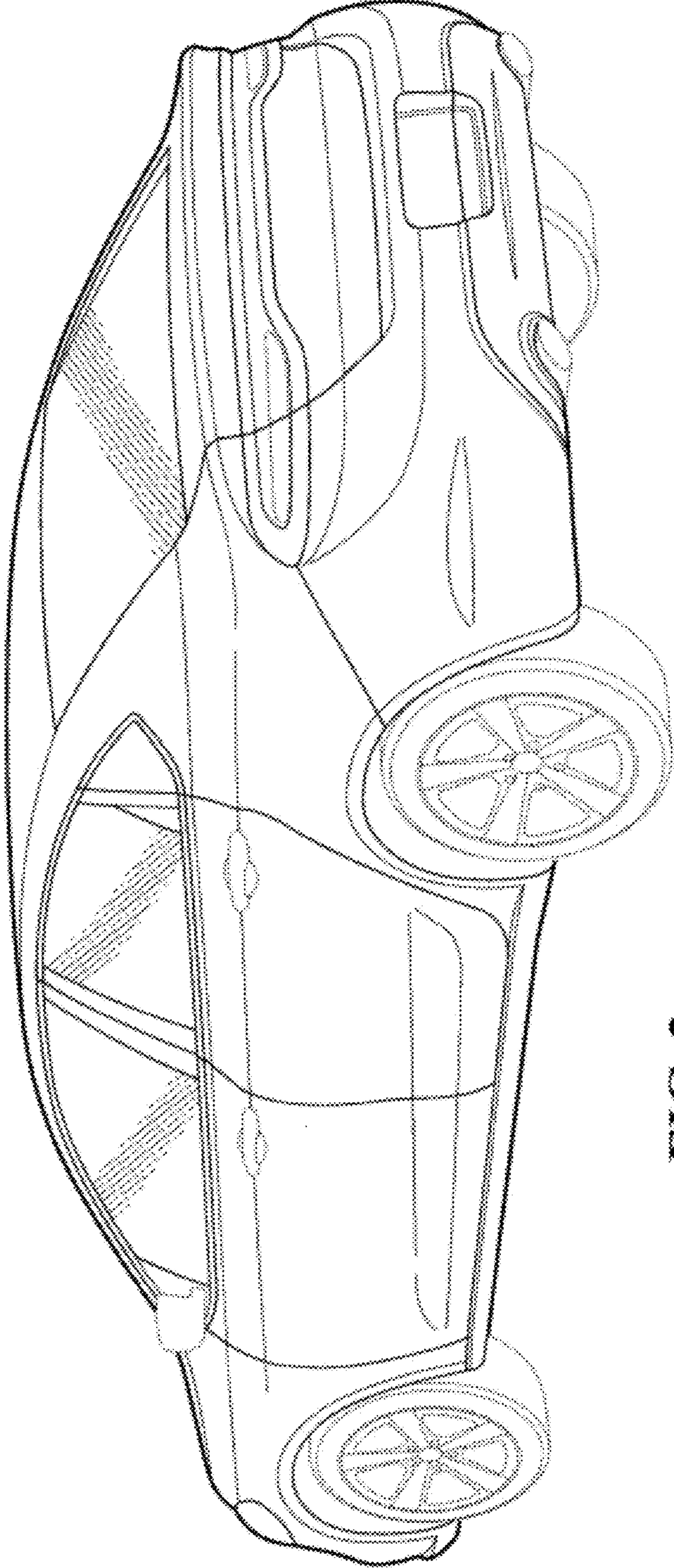


FIG. 2

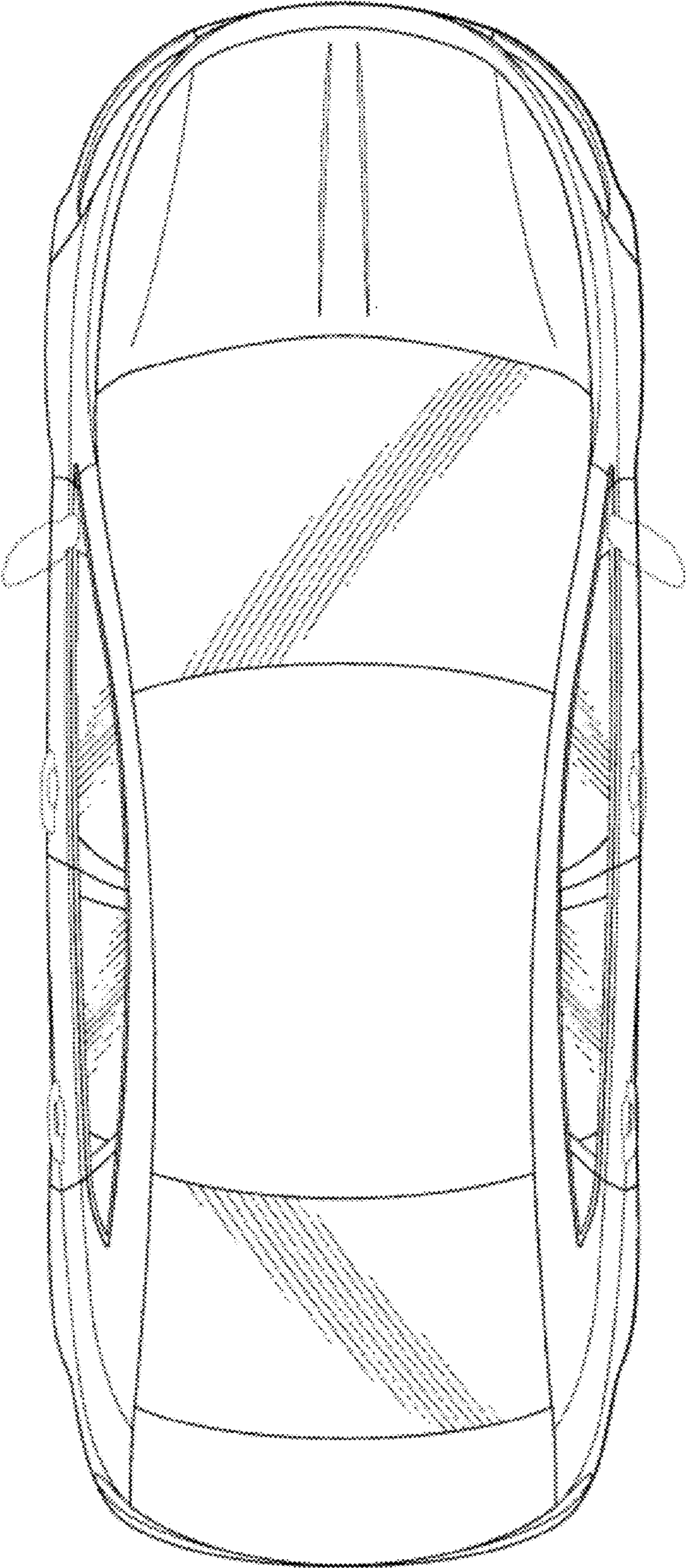


FIG. 3

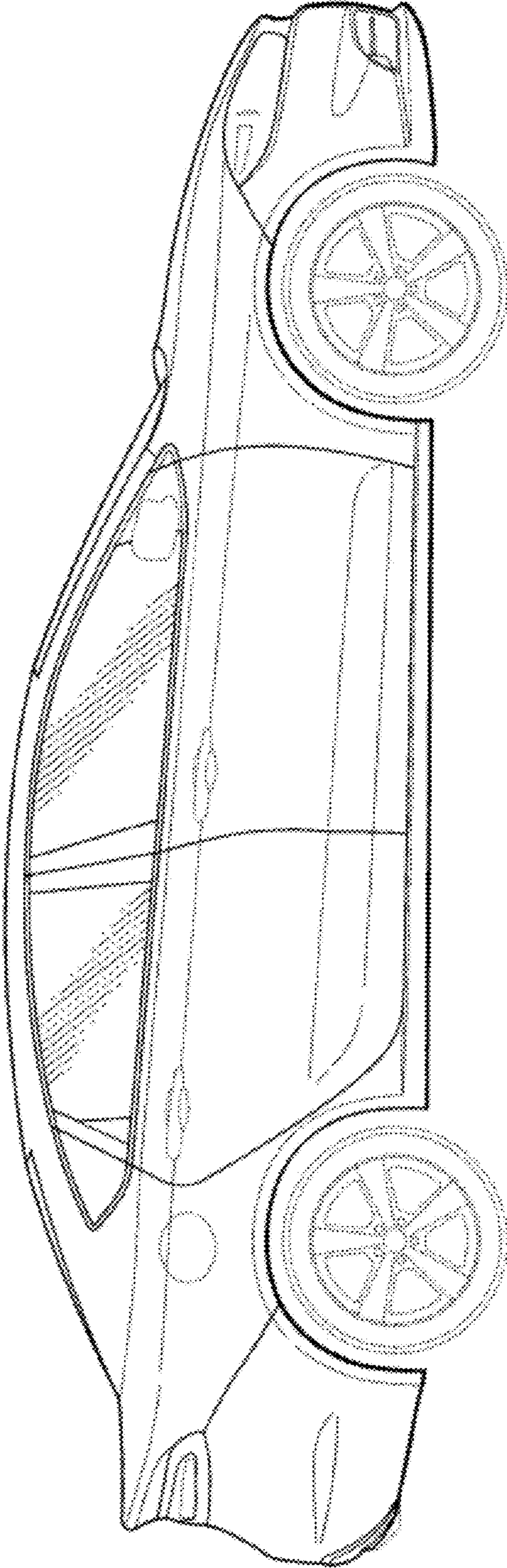


FIG. 4




FIG. 5




FIG. 6