

US00D674311S

(12) **United States Design Patent**  
**Takahashi**

(10) **Patent No.:** **US D674,311 S**  
(45) **Date of Patent:** **\*\* Jan. 15, 2013**

(54) **RING**  
(75) Inventor: **Masaki Takahashi**, Tokyo (JP)  
(73) Assignee: **Mokumeganeya Co., Ltd.**, Tokyo (JP)  
(\*\*) Term: **14 Years**  
(21) Appl. No.: **29/420,440**  
(22) Filed: **May 9, 2012**  
(30) **Foreign Application Priority Data**

Nov. 9, 2011 (JP) ..... 2011-025872

(51) **LOC (9) Cl.** ..... **11-01**  
(52) **U.S. Cl.** ..... **D11/35**  
(58) **Field of Classification Search** ..... D11/3,  
D11/26-39, 79; 63/15, 15.1, 15.2, 15.3,  
63/15.4, 15.45, 15.5, 15.6, 15.65, 15.7  
See application file for complete search history.

(56) **References Cited**

**U.S. PATENT DOCUMENTS**

D327,660 S \* 7/1992 Waugh ..... D11/26  
D332,235 S \* 1/1993 Bonchek ..... D11/26  
D354,697 S \* 1/1995 Andrau ..... D11/34  
D516,452 S \* 3/2006 Bulgari ..... D11/35  
D566,604 S \* 4/2008 Coin ..... D11/35  
D579,372 S \* 10/2008 Bulgari ..... D11/36  
D604,655 S \* 11/2009 Marks ..... D11/34

D604,656 S \* 11/2009 Marks ..... D11/34  
D614,069 S \* 4/2010 Marks ..... D11/34  
D621,737 S \* 8/2010 Marks ..... D11/35  
D660,742 S \* 5/2012 Papadimitriou ..... D11/34

\* cited by examiner

*Primary Examiner* — Cathron Brooks  
*Assistant Examiner* — Melanie Pellegrini  
(74) *Attorney, Agent, or Firm* — Cermak Nakajima LLP;  
Tomoko Nakajima

(57) **CLAIM**  
The ornamental design for a ring, as shown and described.

**DESCRIPTION**

The patent or application file contains at least one drawing executed in color. Copies of this patent or patent application publication with color drawing(s) will be provided by the Office upon request and payment of the necessary fee.  
FIG. 1 is a front perspective view of a ring showing my new design;  
FIG. 2 is a front perspective view thereof;  
FIG. 3 is a rear perspective view thereof;  
FIG. 4 is a top perspective view thereof;  
FIG. 5 is a bottom perspective view thereof;  
FIG. 6 is a right side perspective view thereof;  
FIG. 7 is a left side perspective view thereof; and,  
FIG. 8 is a rear perspective view thereof.

**1 Claim, 8 Drawing Sheets**  
**(8 of 8 Drawing Sheet(s) Filed in Color)**

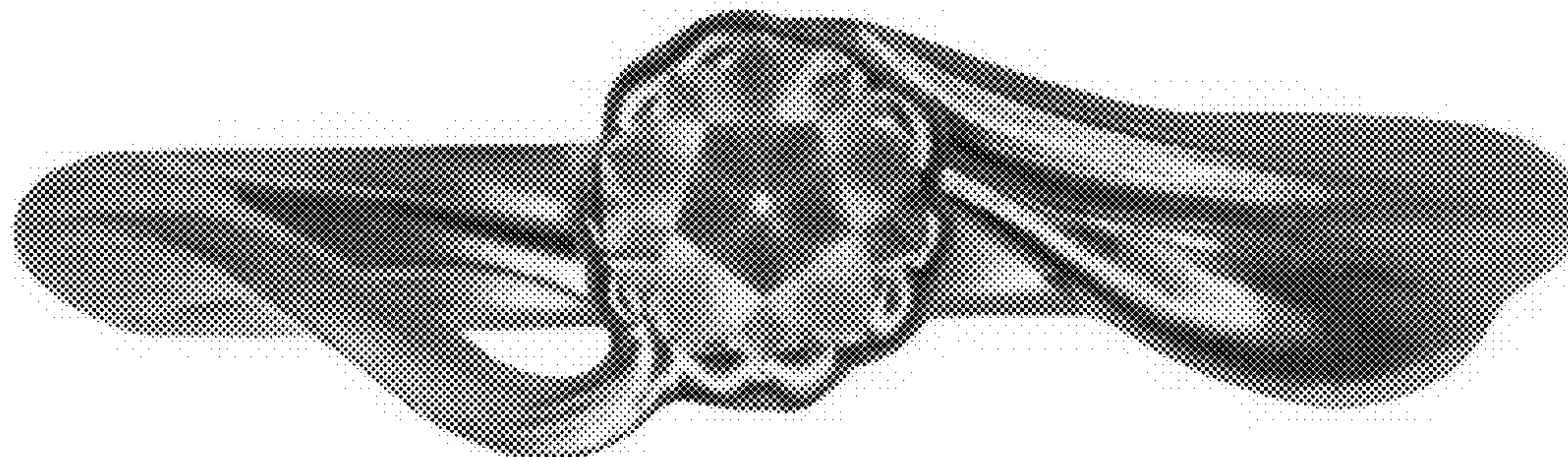






FIG.1



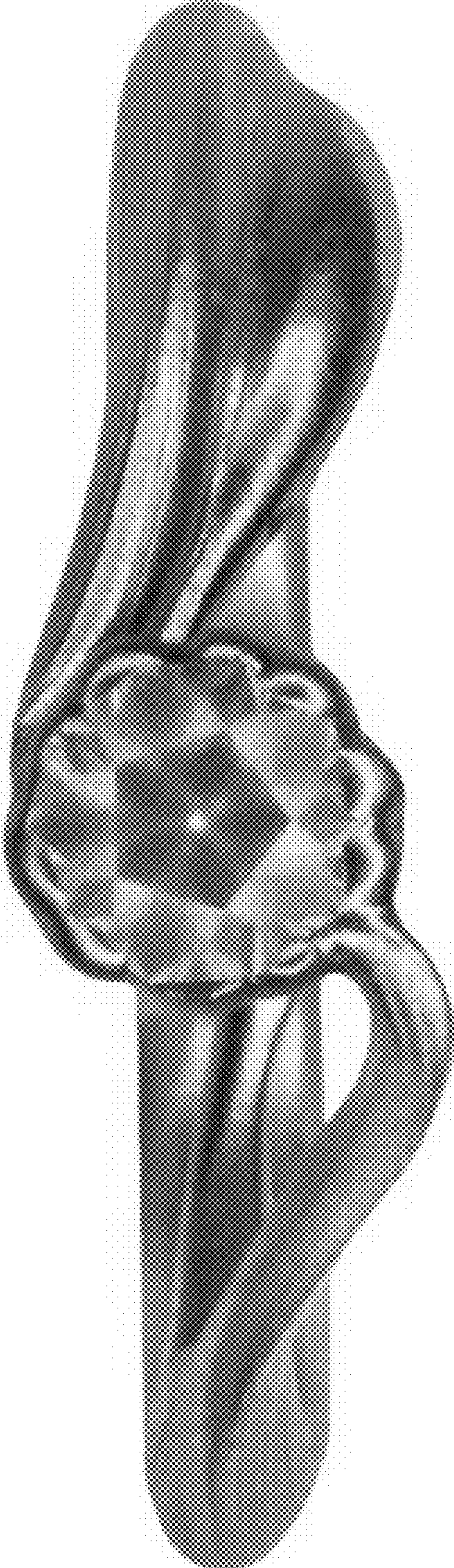


FIG.2



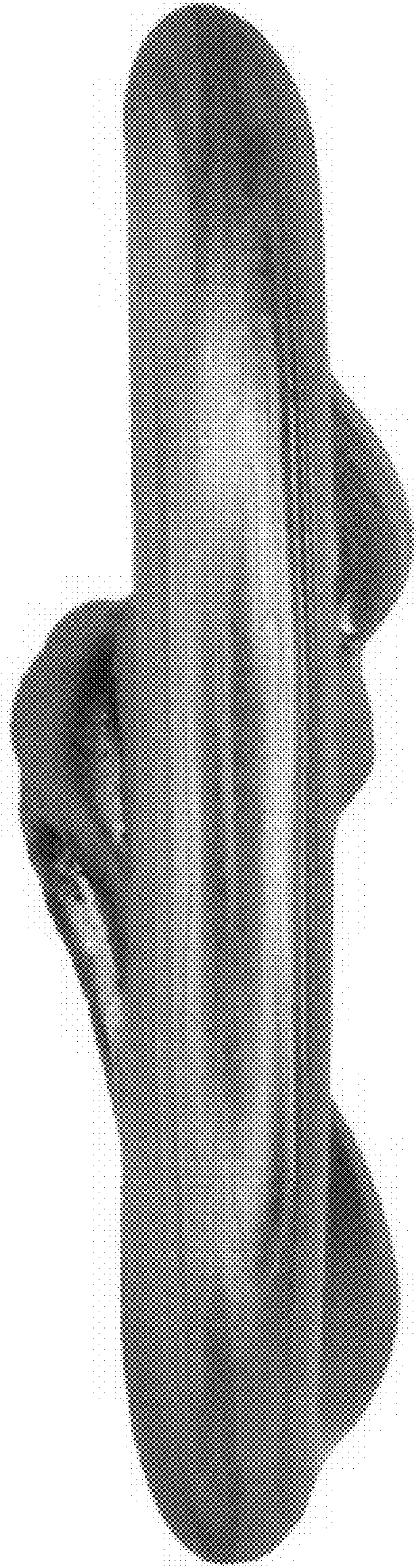


FIG. 3





FIG. 4





FIG. 5



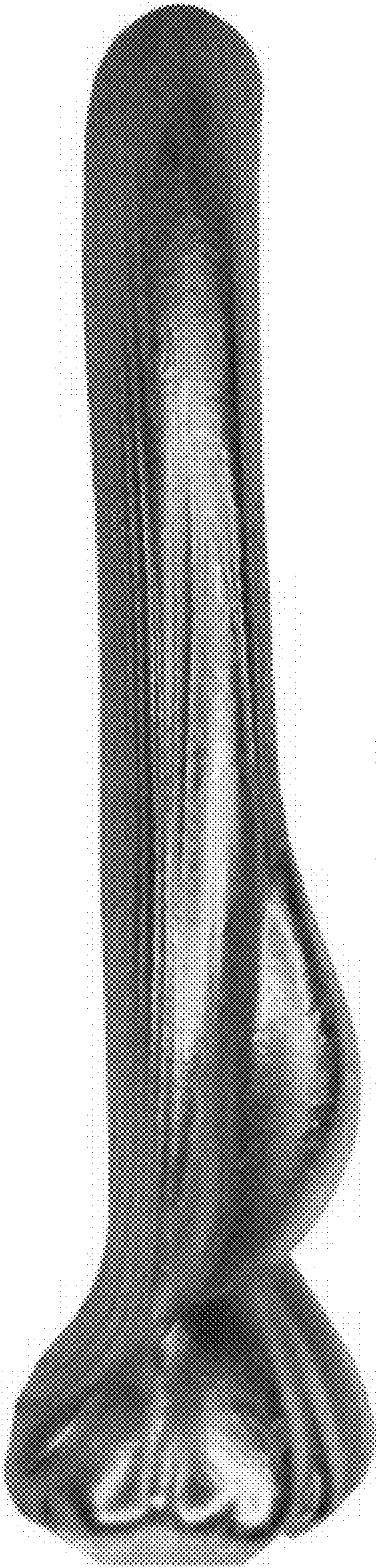


FIG. 6






FIG. 7





FIG. 8