



US00D674307S

(12) **United States Design Patent**
Ferguson et al.

(10) **Patent No.:** **US D674,307 S**
(45) **Date of Patent:** **** Jan. 15, 2013**

(54) **BUOY**

(56) **References Cited**

(75) Inventors: **Kent Ferguson**, Grand Bay - Westfield
(CA); **David Cassidy**, Saint John (CA);
Nicholas Constantineau, Pennfield
(CA)

U.S. PATENT DOCUMENTS

366,077	A *	7/1887	Delany	441/1
2,790,187	A *	4/1957	Marconi	441/1
D203,485	S *	1/1966	Shepard	D10/107
D247,354	S *	2/1978	Sinclair	D10/107
4,696,468	A *	9/1987	Dube	482/109
D362,641	S *	9/1995	Testerman, II	D10/107
6,602,101	B2 *	8/2003	deDoes	441/1
2002/0106948	A1 *	8/2002	deDoes	441/1
2012/0058695	A1 *	3/2012	Goode	441/1

(73) Assignee: **Go Deep International Inc.**, New
Brunswick (CA)

* cited by examiner

(**) Term: **14 Years**

Primary Examiner — George D Kirschbaum

(21) Appl. No.: **29/423,905**

(74) *Attorney, Agent, or Firm* — Olson & Cepuritis, Ltd.

(22) Filed: **Jun. 6, 2012**

(57) **CLAIM**

The ornamental design for a buoy, as shown and described.

(30) **Foreign Application Priority Data**

DESCRIPTION

Jan. 19, 2012 (CA) 144078

(51) **LOC (9) Cl.** **10-05**

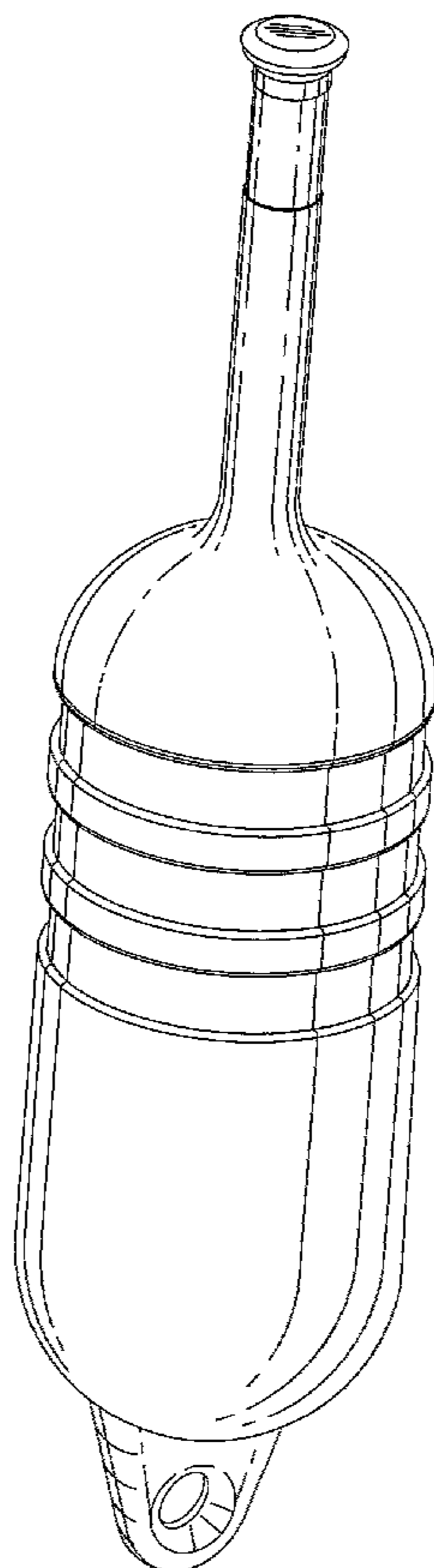
(52) **U.S. Cl.** **D10/107**

(58) **Field of Classification Search** D10/107;
441/1-13; 482/109

FIG. 1 is a perspective view, from above and between the front and right side, of the buoy embodying the subject design; FIG. 2 is a front view of the design of FIG. 1; FIG. 3 is a back view of the design of FIG. 1; FIG. 4 is a top view of the design of FIG. 1; FIG. 5 is a bottom view of the design of FIG. 1; FIG. 6 is a left side view of the design of FIG. 1; and, FIG. 7 is a right side view of the design of FIG. 1.

See application file for complete search history.

1 Claim, 4 Drawing Sheets



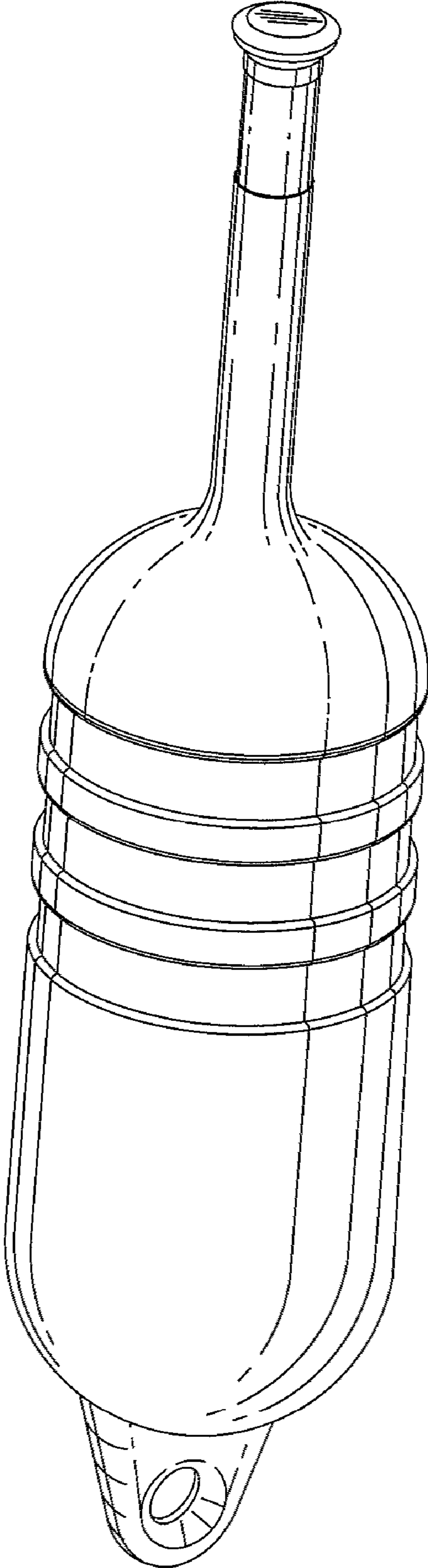


FIG. 1

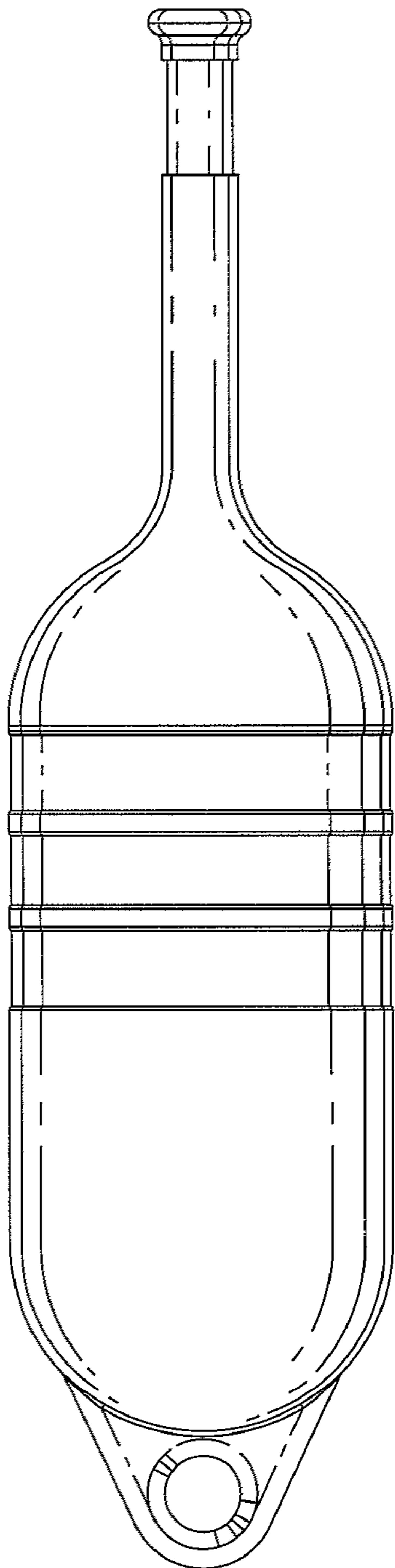


FIG. 2

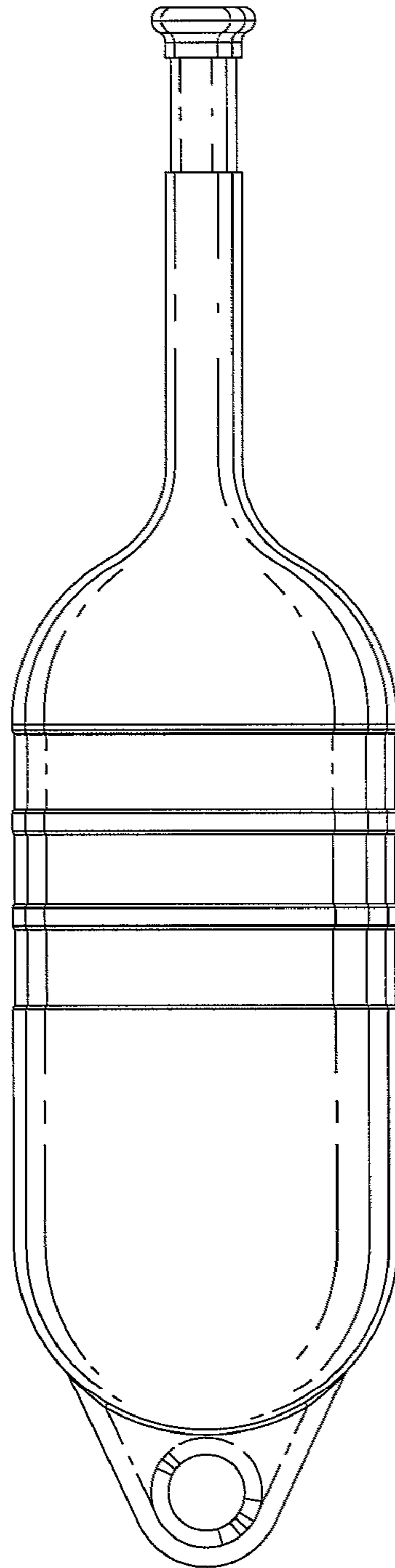


FIG. 3

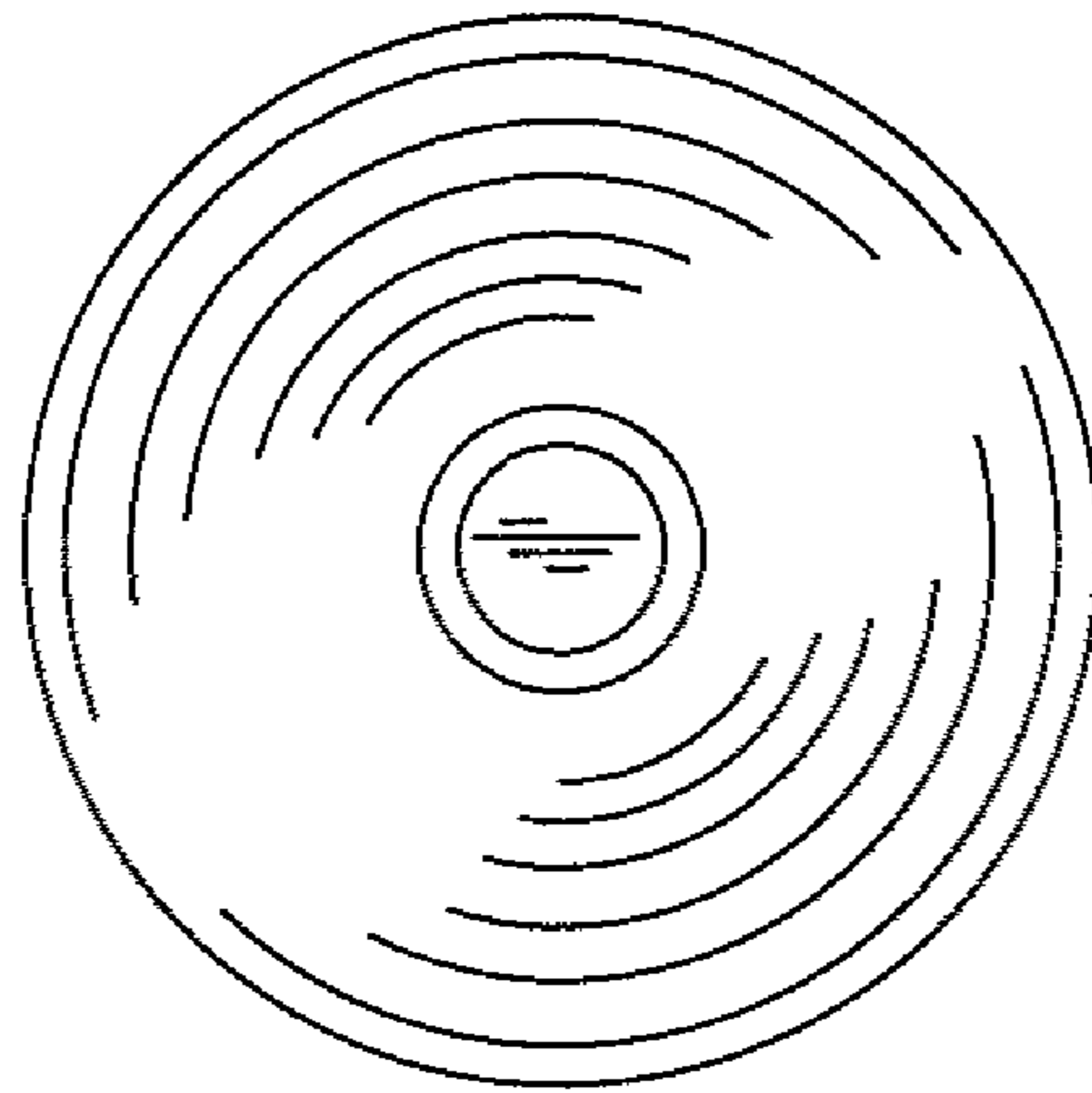


FIG. 4

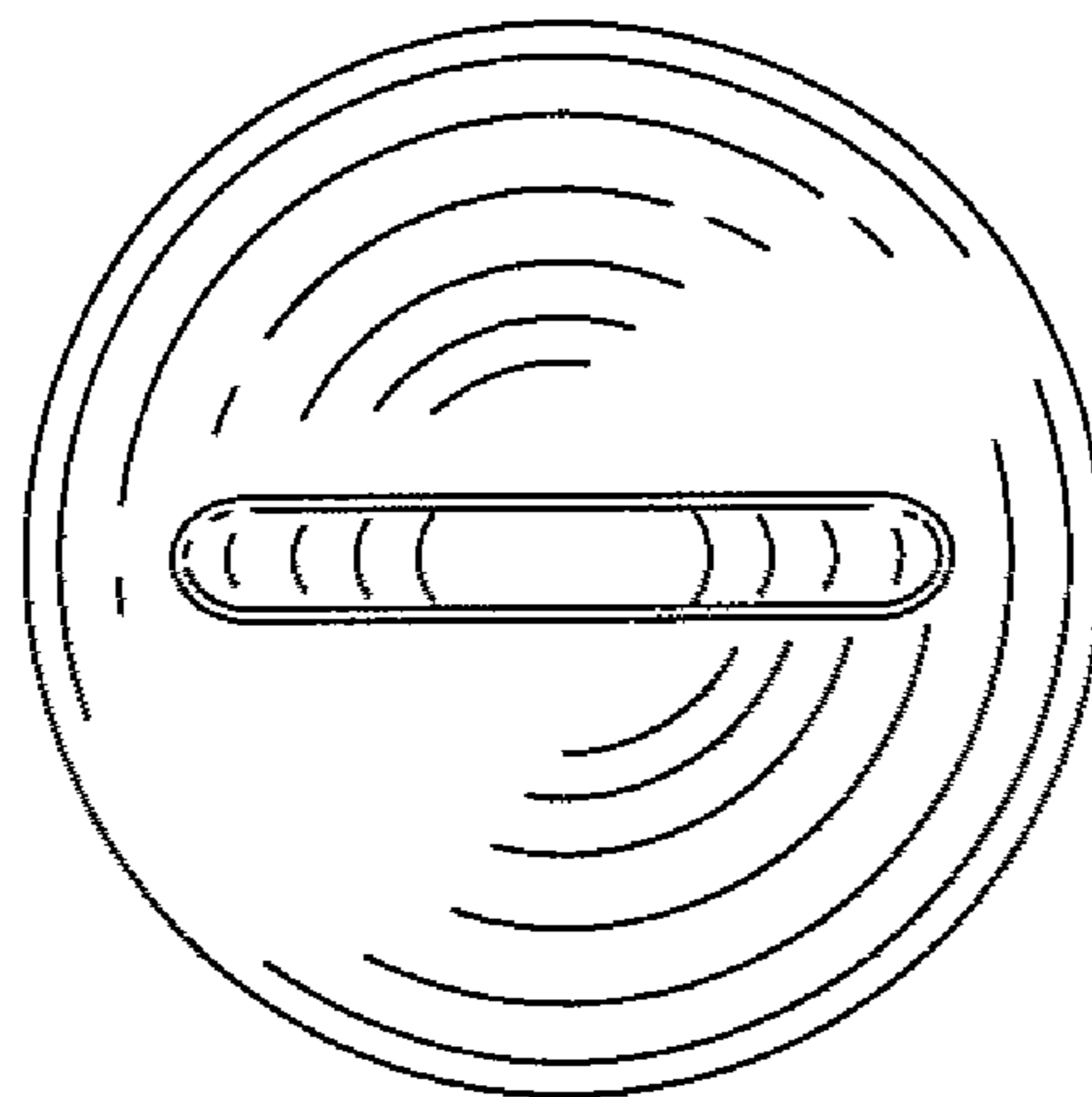


FIG. 5

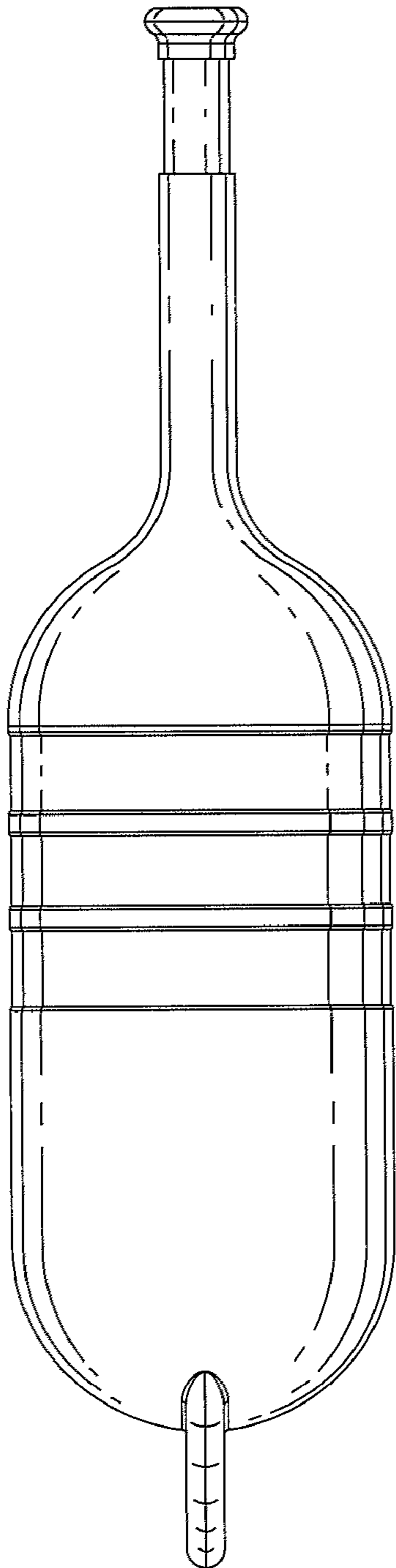


FIG. 6




FIG. 7