



US00D674284S

(12) **United States Design Patent**
Harris et al.

(10) **Patent No.:** **US D674,284 S**
(45) **Date of Patent:** **** Jan. 15, 2013**

(54) **CONTAINER**

(75) Inventors: **Ivan Harris**, Ypsilanti, MI (US);
Bradley S. Philip, Tecumseh, MI (US);
Bradley Caszatt, Manchester, MI (US)

(73) Assignee: **Ancor Limited**, Hawthorn (AU)

(**) Term: **14 Years**

(21) Appl. No.: **29/399,470**

(22) Filed: **Aug. 15, 2011**

(51) **LOC (9) Cl.** **09-01**

(52) **U.S. Cl.** **D9/543; D9/563; D9/570; D9/571;**
D9/574; D9/520

(58) **Field of Classification Search** **D9/646,**
D9/658, 516, 530, 541-544, 546, 559-560,
D9/563-564, 570-571, 574-575; 215/381-385
See application file for complete search history.

(56) **References Cited**

U.S. PATENT DOCUMENTS

D136,997	S	*	1/1944	Clark	D9/541
D233,828	S	*	12/1974	Leary	D9/541
D353,542	S	*	12/1994	Beaver	D9/541
D456,272	S	*	4/2002	Sadeghi et al.	D9/560
D458,146	S	*	6/2002	Sadeghi et al.	D9/560
D468,212	S	*	1/2003	Wasson et al.	D9/563 X
D488,060	S	*	4/2004	Yourist	D9/658
6,997,336	B2	*	2/2006	Yourist et al.	215/384 X
D539,159	S	*	3/2007	Slat et al.	D9/541
D548,092	S	*	8/2007	Klemm	D9/571 X
D573,031	S	*	7/2008	Hestehave	D9/571 X

D577,593	S	*	9/2008	Hestehave	D9/542 X
D578,007	S	*	10/2008	Hestehave	D9/560 X
D578,399	S	*	10/2008	Hestehave	D9/571 X
D579,338	S	*	10/2008	Hestehave	D9/541
D617,203	S	*	6/2010	Yourist	D9/544
D659,006	S	*	5/2012	Wiescinski et al.	D9/563 X
D664,857	S	*	8/2012	Finlay et al.	D9/560
D666,915	S	*	9/2012	Wiescinski et al.	D9/569 X
D666,916	S	*	9/2012	Enciso et al.	D9/574 X
D667,731	S	*	9/2012	Enciso et al.	D9/574 X

* cited by examiner

Primary Examiner — Carol P Rademaker

(74) *Attorney, Agent, or Firm* — Harness, Dickey & Pierce, P.L.C.

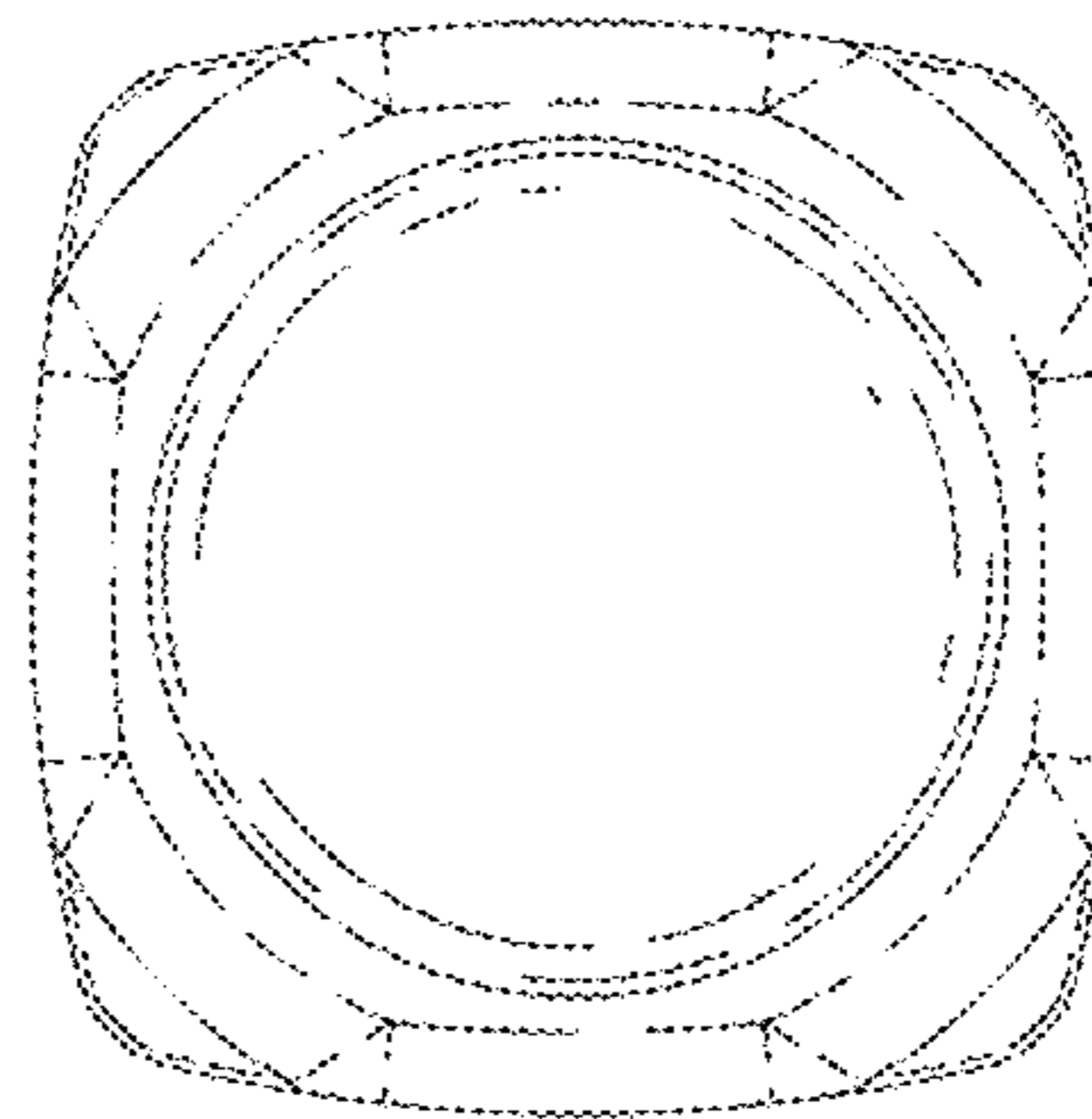
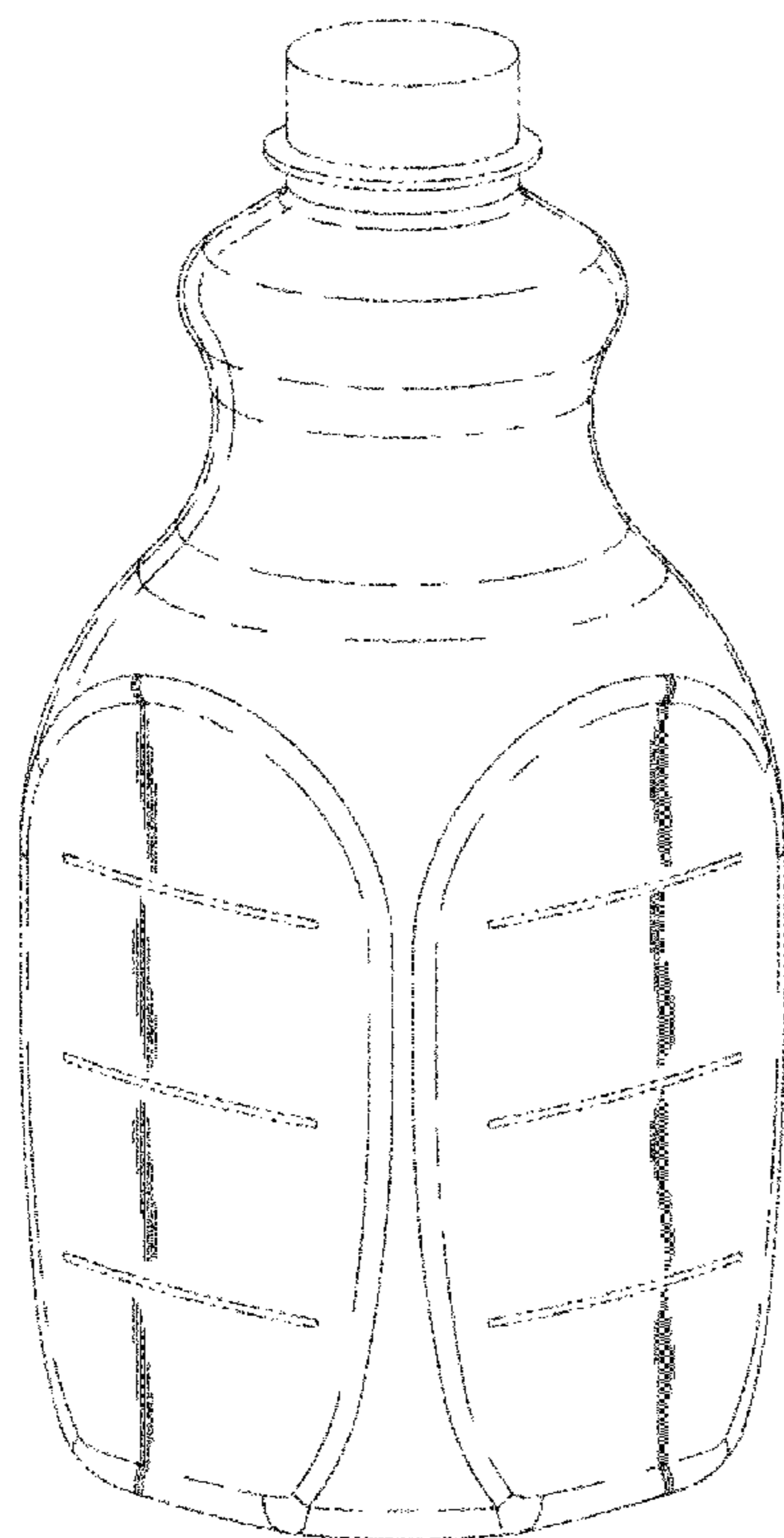
(57) **CLAIM**

The ornamental design for a container, as shown and described.

DESCRIPTION

FIG. 1 is a top, front, and right side perspective view of a container showing the new design; FIG. 2 is a front elevational view thereof, the rear elevational view, right side elevational view, and left side elevational view being identical; FIG. 3 is a cross-sectional view of the container along line 3-3 of FIG. 2; FIG. 4 is a bottom plan view of the container of FIG. 1; and, FIG. 5 is a top plan view thereof. The broken lines shown in the drawings are included for the purpose of illustrating environmental structure and form no part of the claimed design.

1 Claim, 4 Drawing Sheets



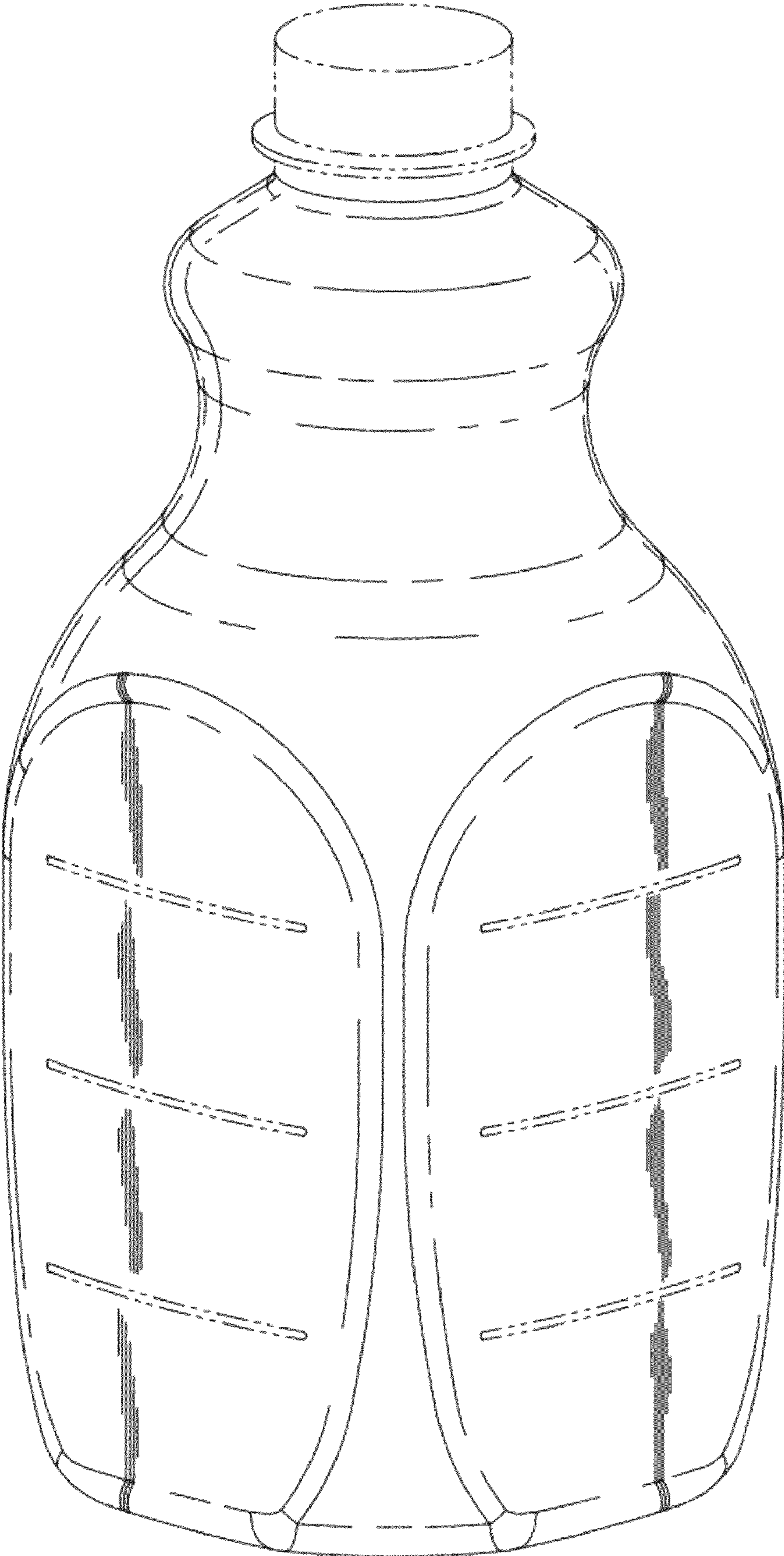


Fig-1

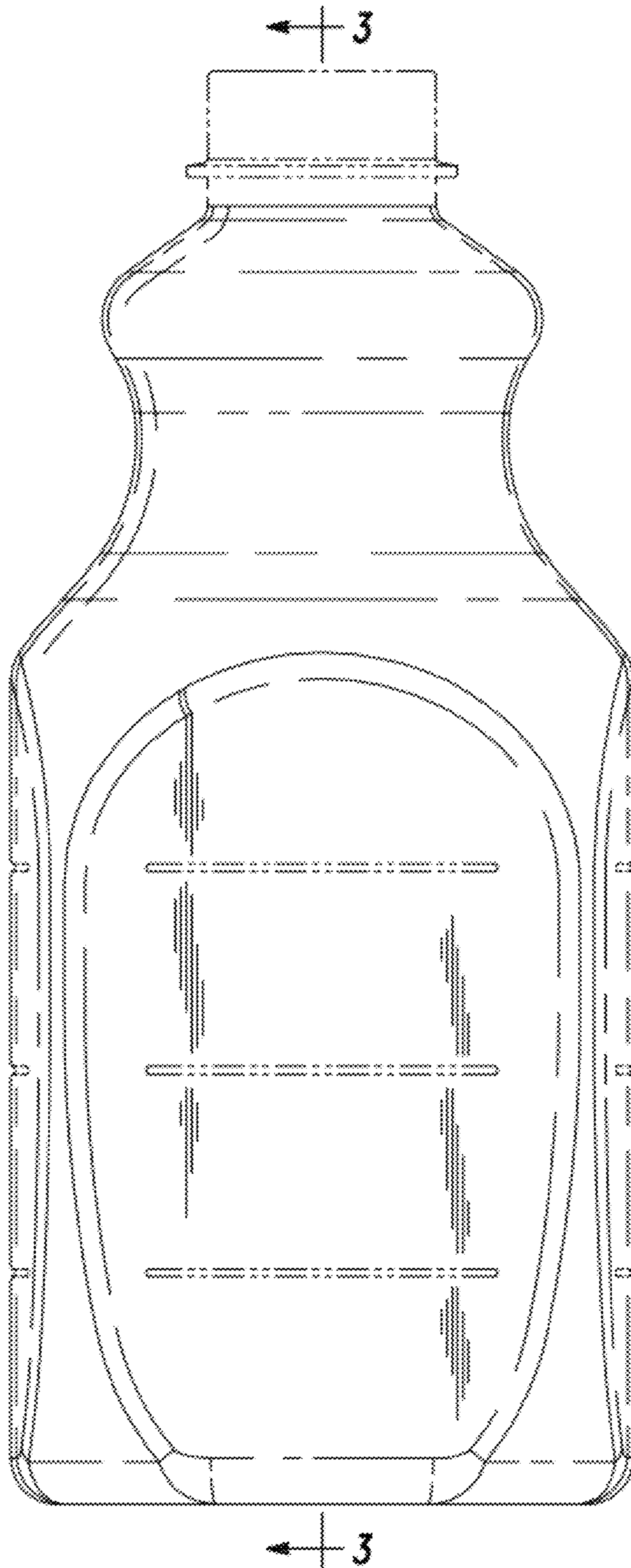


Fig-2




Fig-3

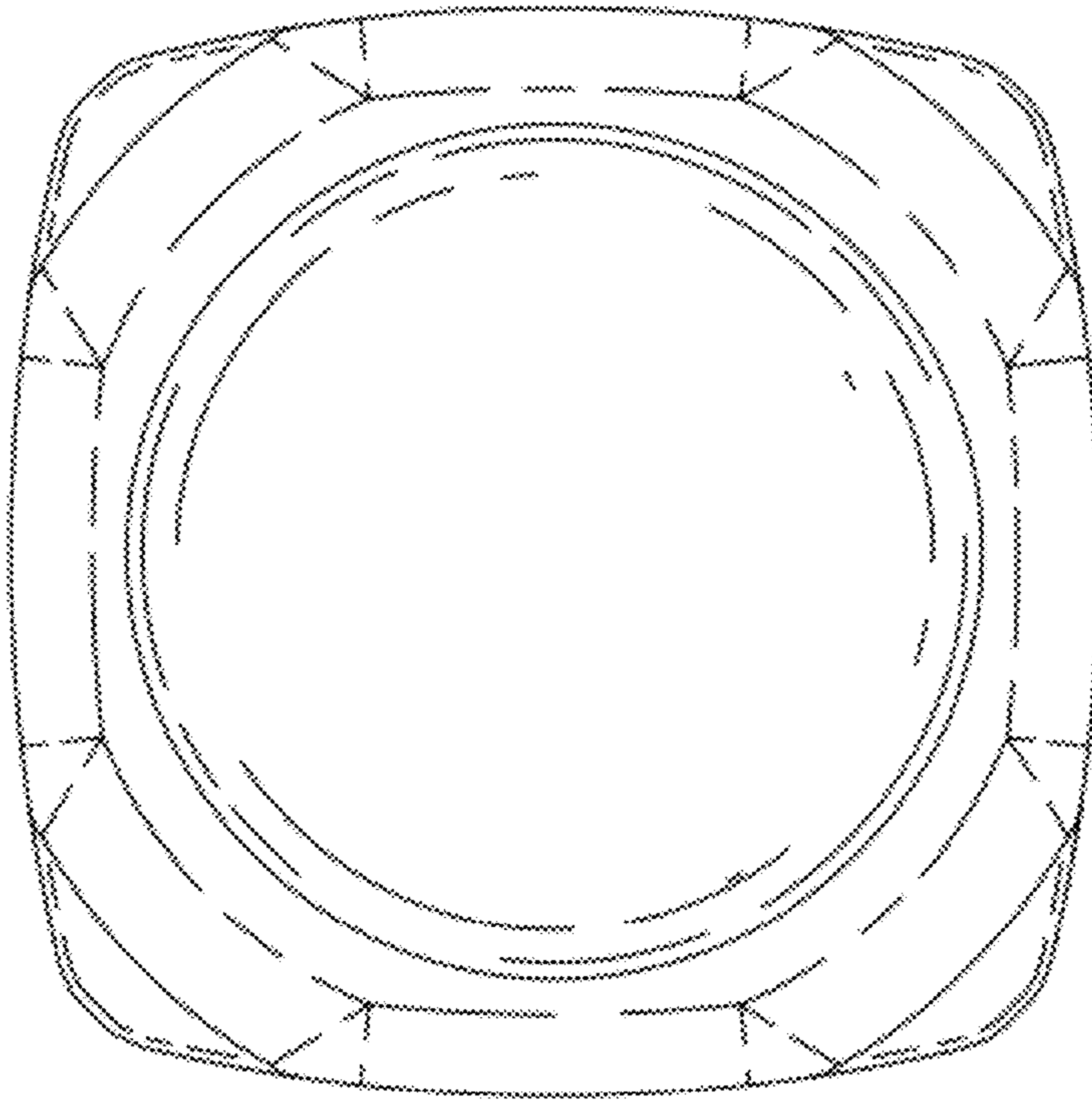


Fig-4

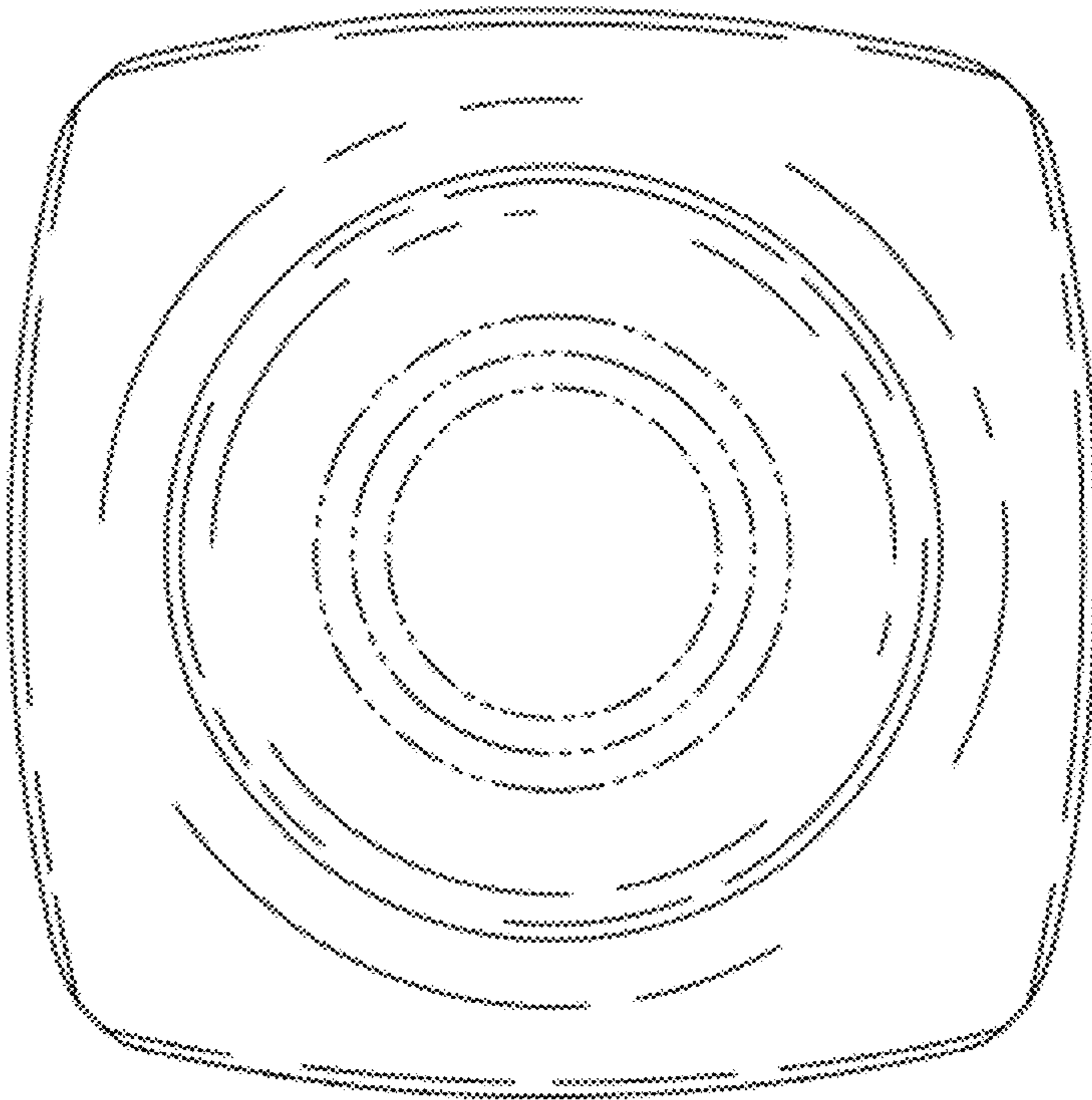


Fig-5