



US00D674283S

(12) **United States Design Patent**
Jarreau

(10) **Patent No.:** **US D674,283 S**

(45) **Date of Patent:** **** Jan. 15, 2013**

(54) **DEODORANT CONTAINER**

(76) Inventor: **Derrick Jarreau**, Baton Rouge, LA
(US)

(**) Term: **14 Years**

(21) Appl. No.: **29/409,019**

(22) Filed: **Dec. 20, 2011**

(51) **LOC (9) Cl.** **09-01**

(52) **U.S. Cl.** **D9/529; D9/541; D9/543; D9/557;**
D9/562; D9/624; D9/451

(58) **Field of Classification Search** D9/624,
D9/682, 686, 689, 693, 723, 727-729, 516,
D9/521, 529, 530, 541-543, 546, 549, 557,
D9/562, 575, 435, 444, 451; 220/660, 662,
220/669, 675; 215/12.1-12.2, 11.1, 382-384,
215/396, 398, 400; D24/197
See application file for complete search history.

(56) **References Cited**

U.S. PATENT DOCUMENTS

D75,533 S *	6/1928	Taylor	D9/624
D172,104 S *	5/1954	Moyer	D9/562 X
D208,333 S *	8/1967	Lincoln	D9/624
D230,536 S *	3/1974	Gordon	D1/109
D271,911 S *	12/1983	Hunt	D28/22
D301,741 S *	6/1989	Barber	D24/197
D313,174 S *	12/1990	Samoilovich et al.	D9/624
D315,409 S *	3/1991	Baarber	D24/197
D353,099 S *	12/1994	Poisson	D9/542
D383,972 S *	9/1997	Weiss	D9/686
D393,135 S *	4/1998	Durst	D1/109
D418,424 S *	1/2000	Gobe	D9/543

D455,646 S *	4/2002	Davis	D9/624
D482,286 S *	11/2003	Samson et al.	D9/529 X
D517,426 S *	3/2006	Shurtleff et al.	D9/729
D528,012 S *	9/2006	Snyder	D9/727
D540,682 S *	4/2007	Shurtleff et al.	D9/516
D542,671 S *	5/2007	Beattie	D9/624
D542,923 S *	5/2007	Merkin et al.	D24/197
D576,700 S *	9/2008	Williams	D21/765
D585,260 S *	1/2009	Smith et al.	D8/75
D602,363 S *	10/2009	Chaffier	D9/521
D605,049 S *	12/2009	Tanii et al.	D9/529
D608,654 S *	1/2010	Young	D9/624
D636,267 S *	4/2011	Shiota et al.	D9/529

* cited by examiner

Primary Examiner — Carol P Rademaker

(74) *Attorney, Agent, or Firm* — Roy Kiesel Ford Doody & Thurmon

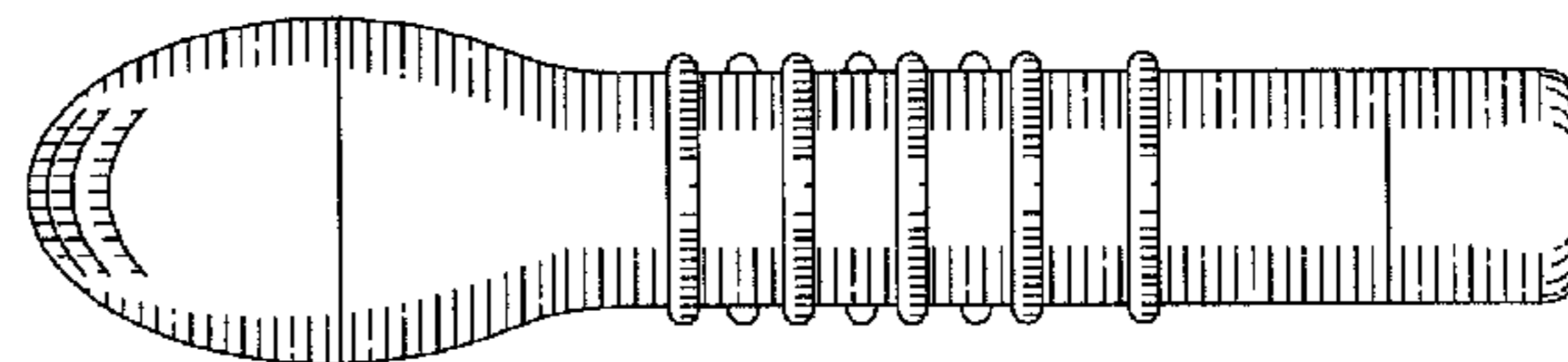
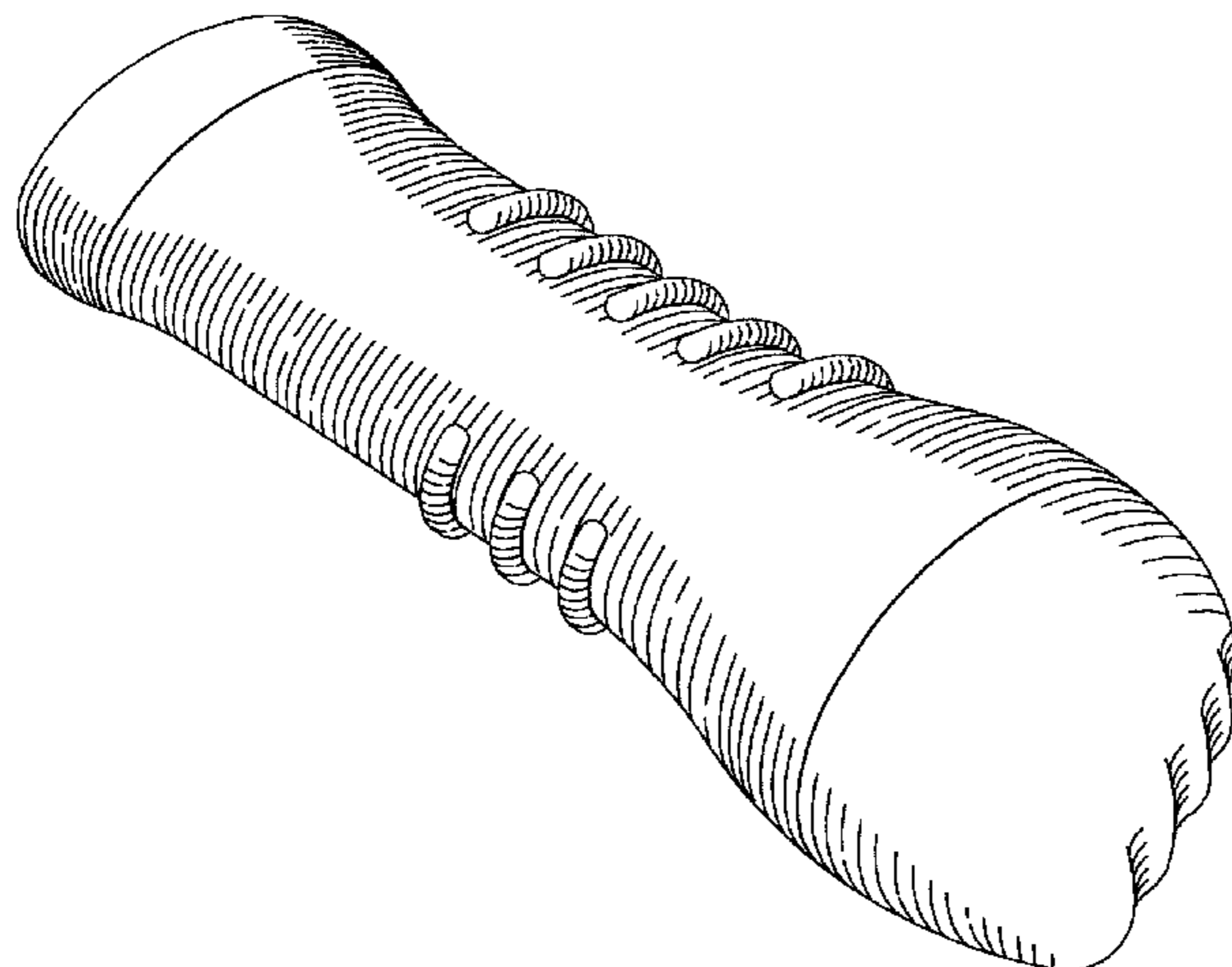
(57) **CLAIM**

The ornamental design for a deodorant container, as shown and described.

DESCRIPTION

FIG. 1 is a perspective view of a deodorant container embodying my new design;
FIG. 2 is a front elevational view of the deodorant container of FIG. 1, shown at a reduced scale;
FIG. 3 is a back elevational view thereof;
FIG. 4 is a right elevational view thereof;
FIG. 5 is a left elevational view thereof;
FIG. 6 is a top plan view thereof; and,
FIG. 7 is a bottom plan view thereof.

1 Claim, 2 Drawing Sheets



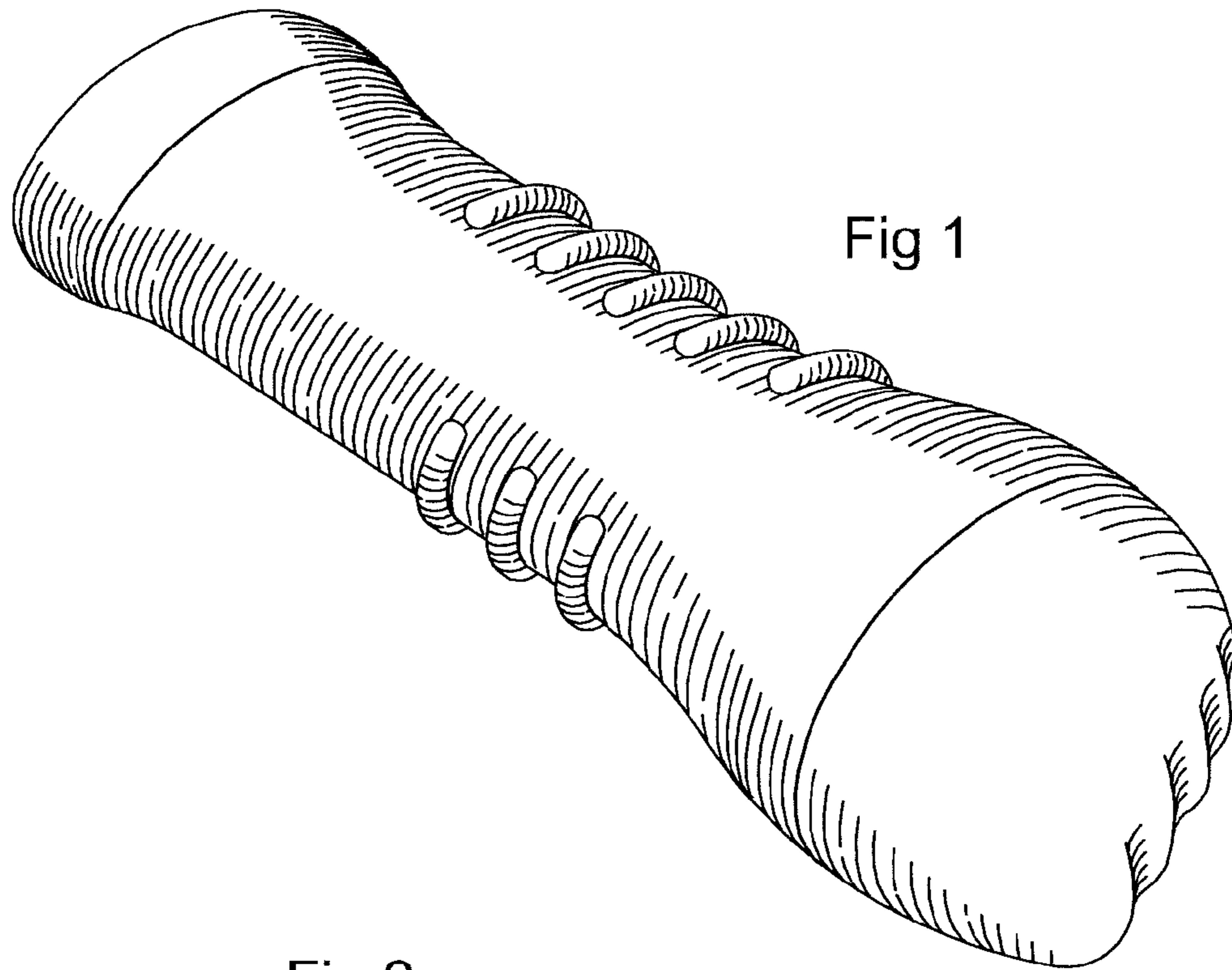


Fig 1

Fig 2

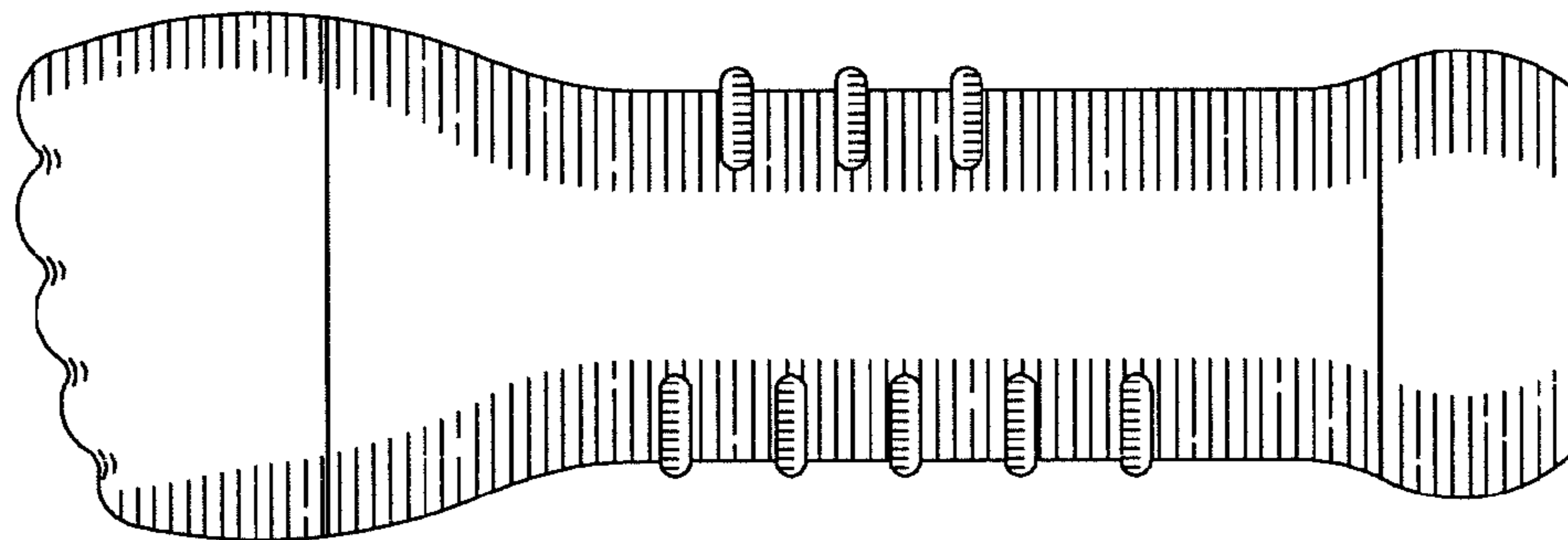


Fig 3

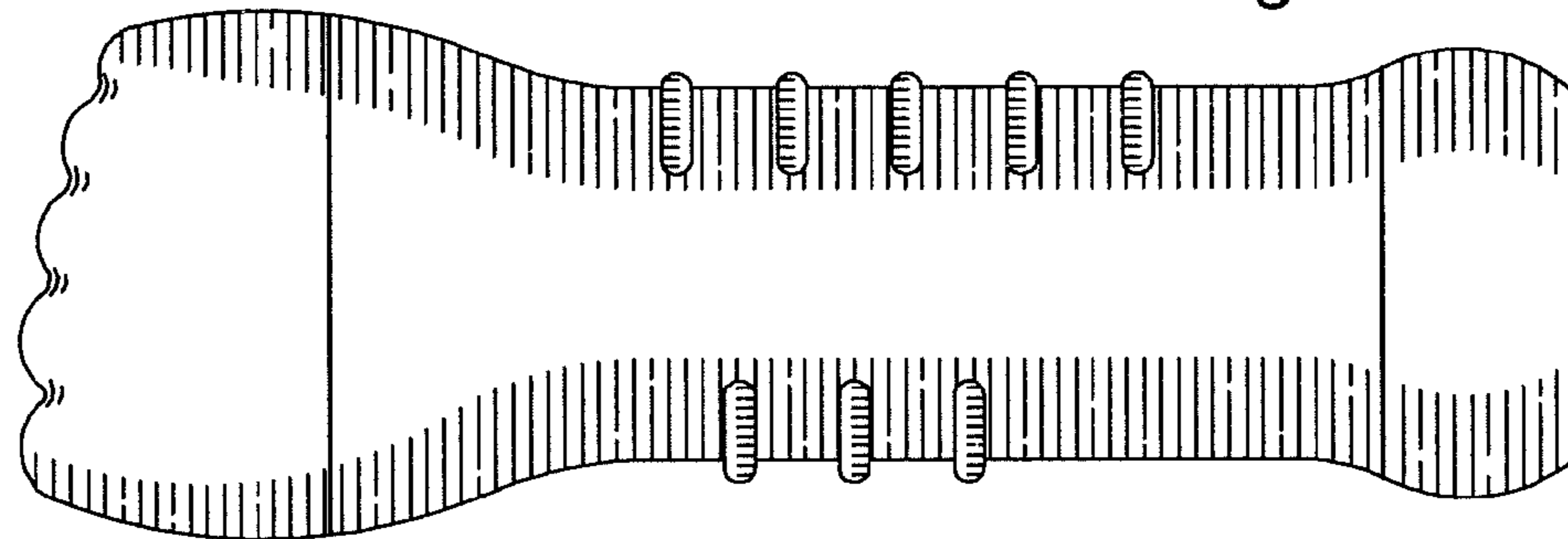


Fig 4

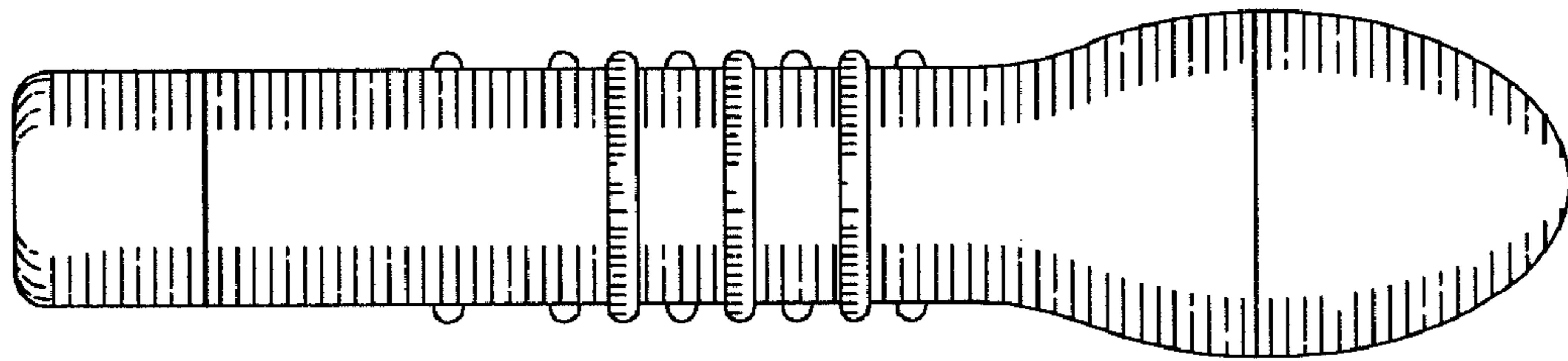


Fig 5


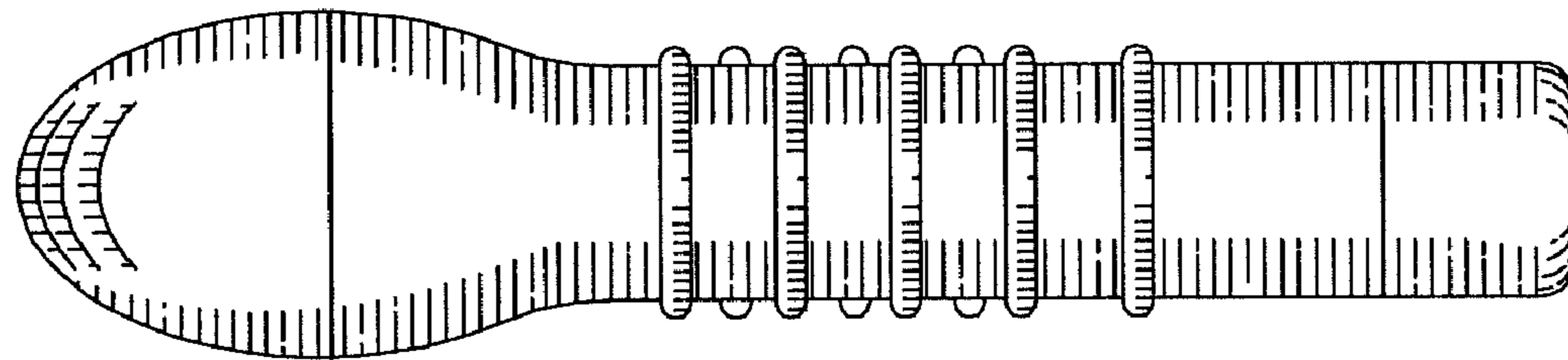


Fig 6

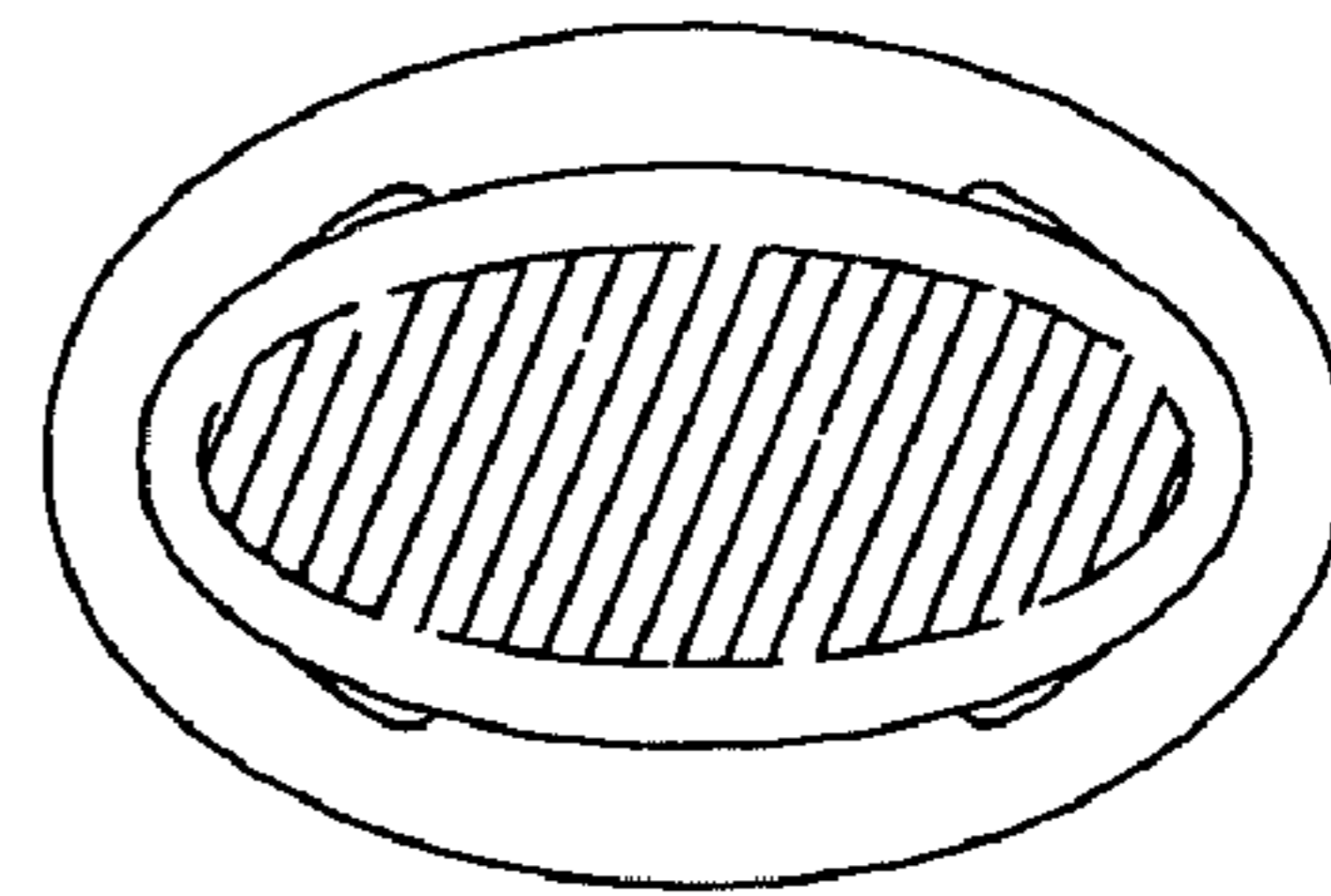


Fig 7