

US00D674280S

(12) **United States Design Patent**
Floyd et al.

(10) **Patent No.:** **US D674,280 S**
(45) **Date of Patent:** **** Jan. 15, 2013**

(54) **DISPENSING SCREW**

(75) Inventors: **Brian Lee Floyd**, Cincinnati, OH (US);
Ian Andrew Carnduff, New York, NY
(US); **Graham Clive Hufton**, New York,
NY (US)

(73) Assignee: **The Procter & Gamble Company**,
Cincinnati, OH (US)

(**) Term: **14 Years**

(21) Appl. No.: **29/378,468**

(22) Filed: **Nov. 4, 2010**

(51) **LOC (9) Cl.** **09-01**

(52) **U.S. Cl.** **D9/516**

(58) **Field of Classification Search** D9/723,
D9/725-729, 516, 529, 551, 554, 558, 564,
D9/567, 574, 575, 434; D19/70-71, 66,
D19/99; D28/76, 85-90; 215/381-385,
215/395, 400; 222/109, 390; 401/68, 175
See application file for complete search history.

(56) **References Cited**

U.S. PATENT DOCUMENTS

1,141,392	A *	6/1915	Heath et al.	401/152
1,644,173	A *	10/1927	Carr	222/390
2,320,749	A *	6/1943	Pressentin	222/390
3,907,441	A *	9/1975	Idec et al.	401/175 X
5,000,356	A *	3/1991	Johnson et al.	401/175 X
D333,244	S *	2/1993	Gilley	D8/29
D368,019	S *	3/1996	Ohtsuka	D8/387
D414,105	S *	9/1999	Wilson et al.	D9/727
5,947,621	A *	9/1999	Szekely	401/68
D427,520	S *	7/2000	Crawford	D9/728
D431,457	S *	10/2000	Bunce et al.	D9/727
6,447,192	B1 *	9/2002	Butz et al.	401/175 X
D478,004	S *	8/2003	Cummings	D9/435
D499,641	S *	12/2004	Cummings et al.	D9/729
D517,426	S *	3/2006	Shurtleff et al.	D9/529 X
D518,104	S *	3/2006	Simmering et al.	D19/66
D522,880	S *	6/2006	Fuller et al.	D9/729
D528,110	S *	9/2006	Cohn	D14/248

D530,222	S *	10/2006	McConville et al.	D9/729
D541,670	S *	5/2007	McConville et al.	D9/529 X
D551,571	S *	9/2007	McConville et al.	D9/728
D586,233	S *	2/2009	Carnduff et al.	D9/729
D609,101	S *	2/2010	Herstol et al.	D9/529
D645,353	S *	9/2011	Floyd et al.	D9/516
D657,695	S *	4/2012	Floyd et al.	D9/729
2010/0196079	A1 *	8/2010	Bolander et al.	401/68

OTHER PUBLICATIONS

U.S. Appl. No. 29/378,450, filed Nov. 4, 2010, Brian Lee Floyd.
U.S. Appl. No. 29/378,453, filed Nov. 4, 2010, Brian Lee Floyd.
U.S. Appl. No. 29/378,455, filed Nov. 4, 2010, Brian Lee Floyd.
U.S. Appl. No. 29/378,457, filed Nov. 4, 2010, Brian Lee Floyd.
U.S. Appl. No. 29/378,460, filed Nov. 4, 2010, Brian Lee Floyd.
U.S. Appl. No. 29/378,465, filed Nov. 4, 2010, Brian Lee Floyd.
U.S. Appl. No. 29/378,471, filed Nov. 4, 2010, Brian Lee Floyd.

* cited by examiner

Primary Examiner — Carol P Rademaker

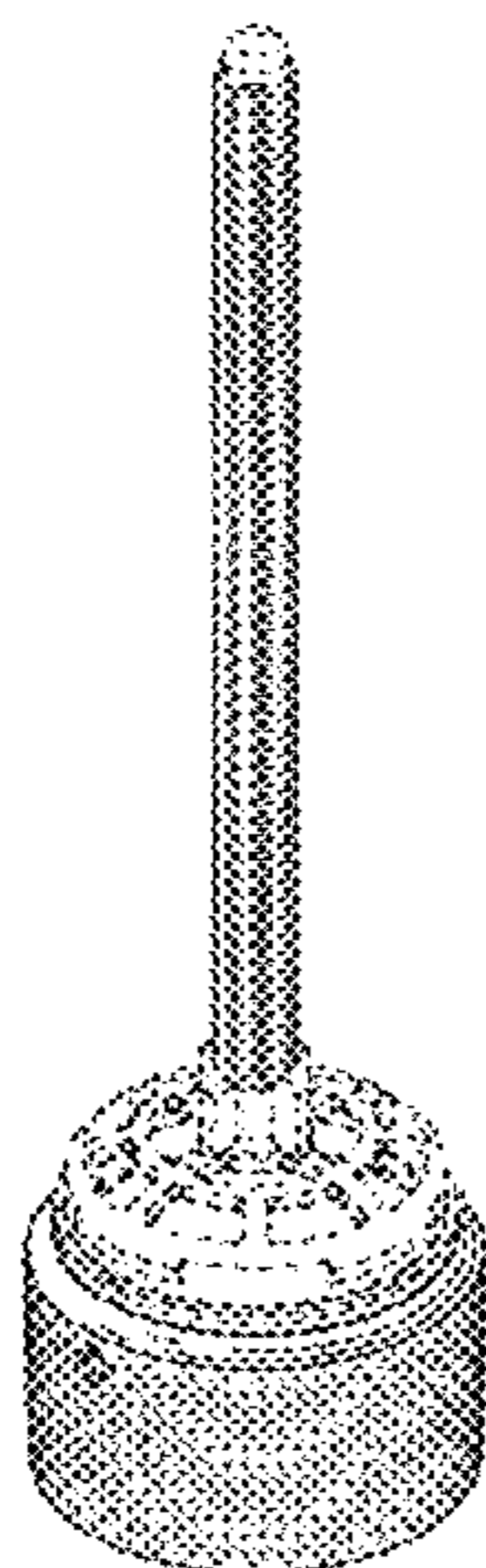
(57) **CLAIM**

The ornamental design for a dispensing screw, as shown and described.

DESCRIPTION

FIG. 1 is a top, front, and right side perspective view of a dispensing screw embodying our new design;
FIG. 2 is a top, front, and right side perspective view of the dispensing screw shown within a housing, the housing being shown in broken lines as unclaimed environment;
FIG. 3 is a right side elevational view of the dispensing screw shown in FIG. 1;
FIG. 4 is a front elevational view thereof;
FIG. 5 is a top plan view thereof;
FIG. 6 is a bottom plan view thereof;
FIG. 7 is a left side elevational view thereof; and,
FIG. 8 is a rear elevational view thereof.
The broken lines shown in the drawings are included for the purpose of illustrating environmental structure and form no part of the claimed design.

1 Claim, 3 Drawing Sheets



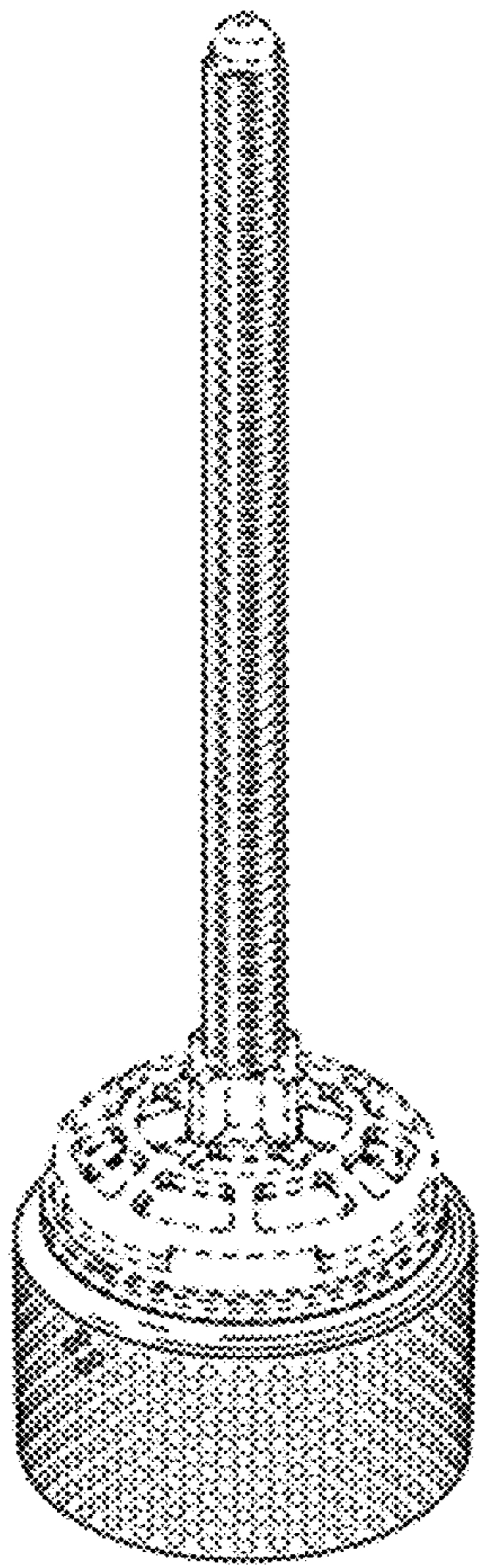


Fig. 1




Fig. 2

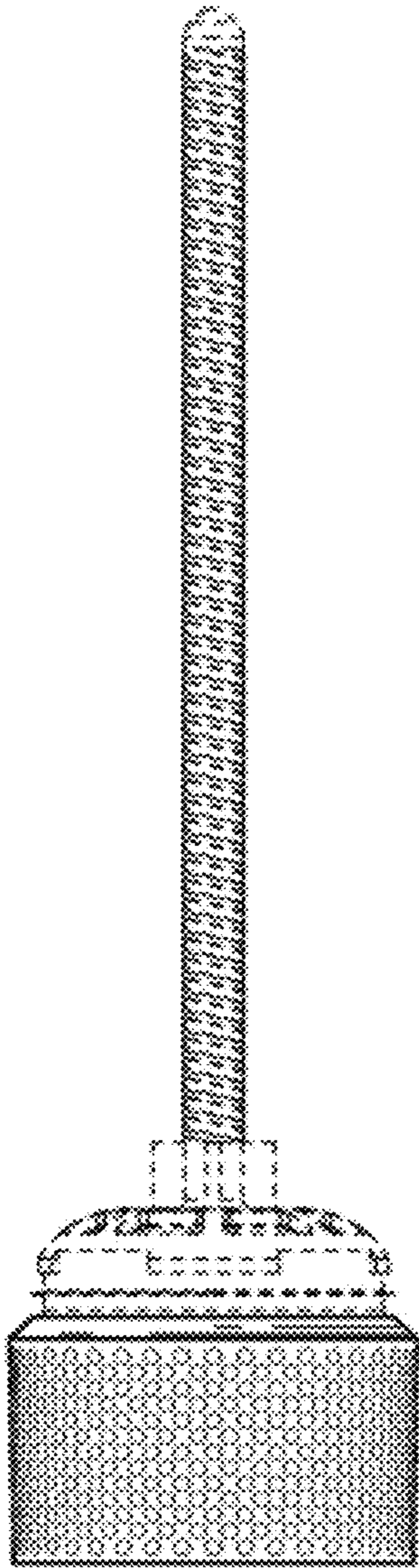


Fig. 3

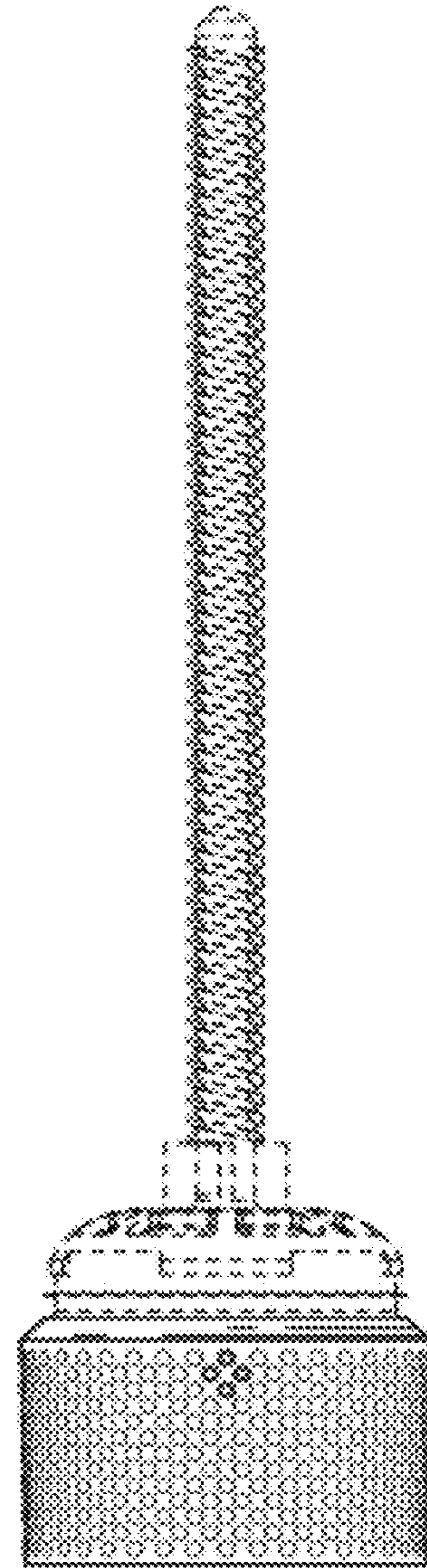


Fig. 4

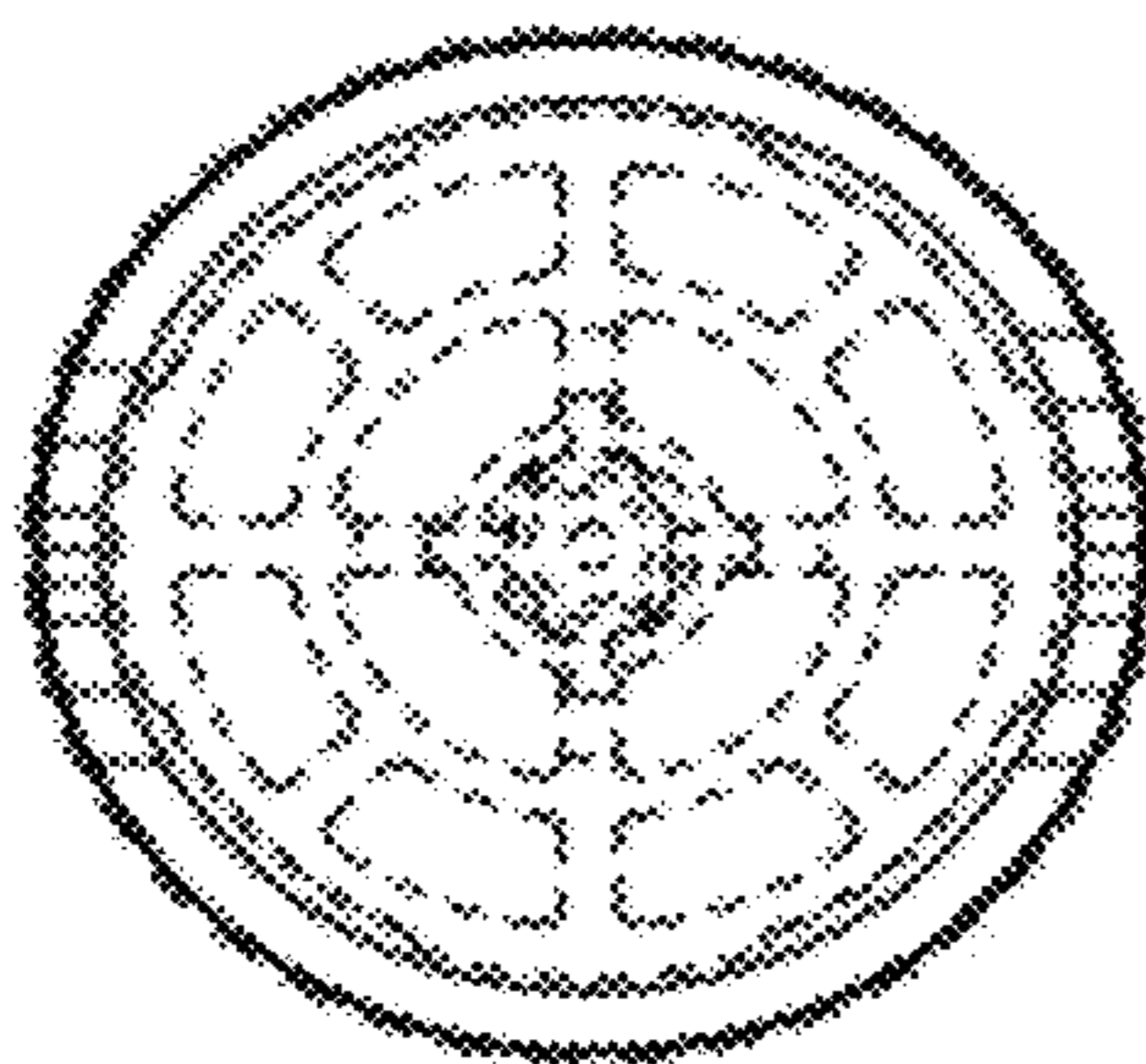


Fig. 5




Fig. 6




Fig. 7

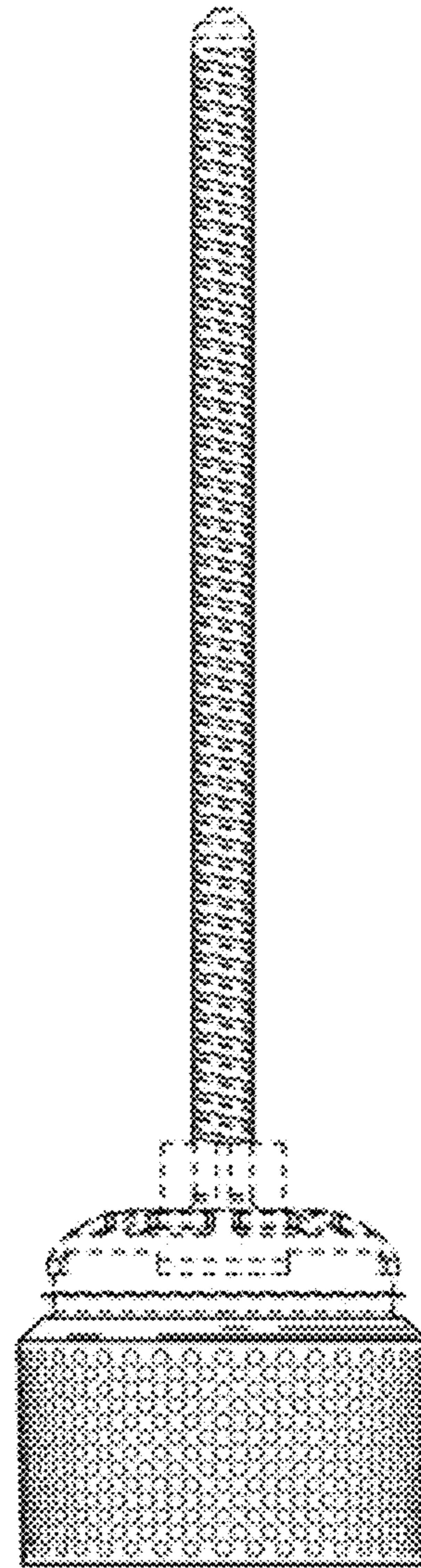


Fig. 8