

US00D674271S

(12) **United States Design Patent**  
**Rodwin**

(10) **Patent No.:** **US D674,271 S**  
(45) **Date of Patent:** **\*\* Jan. 15, 2013**

(54) **EARBUD HOLDER**

(76) Inventor: **Scott Ethan Rodwin**, Boulder, CO (US)

(\*\*) Term: **14 Years**

(21) Appl. No.: **29/386,301**

(22) Filed: **Feb. 28, 2011**

(51) **LOC (9) Cl.** ..... **08-05**

(52) **U.S. Cl.** ..... **D8/356**

(58) **Field of Classification Search** ..... D8/356,  
D8/354, 349, 360, 355, 361, 362, 366, 367,  
D8/380, 373, 377, 395; 411/431, 372.5;  
248/304, 305, 339, 217.2, 493, 49, 51, 56,  
248/60, 176.1; 24/698; 294/16; 138/106;  
D23/200, 262; D6/512; D14/432, 217, 299  
See application file for complete search history.

(56) **References Cited**

**U.S. PATENT DOCUMENTS**

2,550,768	A *	5/1951	Burleigh	.....	451/294
2,603,429	A *	7/1952	Jaworowski et al.	.....	242/405.1
3,062,475	A *	11/1962	Miller, Jr.	.....	242/405.1
3,308,703	A *	3/1967	Sauer	.....	83/676
4,390,142	A *	6/1983	Cheng	.....	242/388.1
5,027,478	A *	7/1991	Suhr	.....	24/16 R
D427,034	S *	6/2000	Cyrell	.....	D8/44
6,128,843	A *	10/2000	Gebka	.....	40/642.01
6,340,022	B1 *	1/2002	Schroer	.....	125/13.01
D453,552	S *	2/2002	Sato et al.	.....	D23/262
6,371,837	B1 *	4/2002	Luedeke	.....	451/57
D474,677	S *	5/2003	Brodie et al.	.....	D8/358
D549,557	S *	8/2007	Mori et al.	.....	D8/356

D551,943	S *	10/2007	Hodjat et al.	.....	D8/349
7,303,162	B2 *	12/2007	Burke et al.	.....	242/405.2
D591,678	S *	5/2009	Whitley et al.	.....	D13/133
D599,192	S *	9/2009	Andren et al.	.....	D8/354
D601,879	S *	10/2009	Kim et al.	.....	D8/356
7,654,484	B2 *	2/2010	Mogensen et al.	.....	242/402
D620,781	S *	8/2010	Weckworth	.....	D8/356
D631,730	S *	2/2011	Skillman	.....	D8/356
D649,017	S *	11/2011	Stieler	.....	D8/356
D653,523	S *	2/2012	Wackwitz et al.	.....	D8/354
2002/0145073	A1 *	10/2002	Swanson et al.	.....	242/588.3
2003/0122023	A1 *	7/2003	Pitcher	.....	242/388.1

\* cited by examiner

*Primary Examiner* — Cynthia Underwood  
(74) *Attorney, Agent, or Firm* — Mollborn Patents, Inc.;  
Fredrik Millborn


(57) **CLAIM**

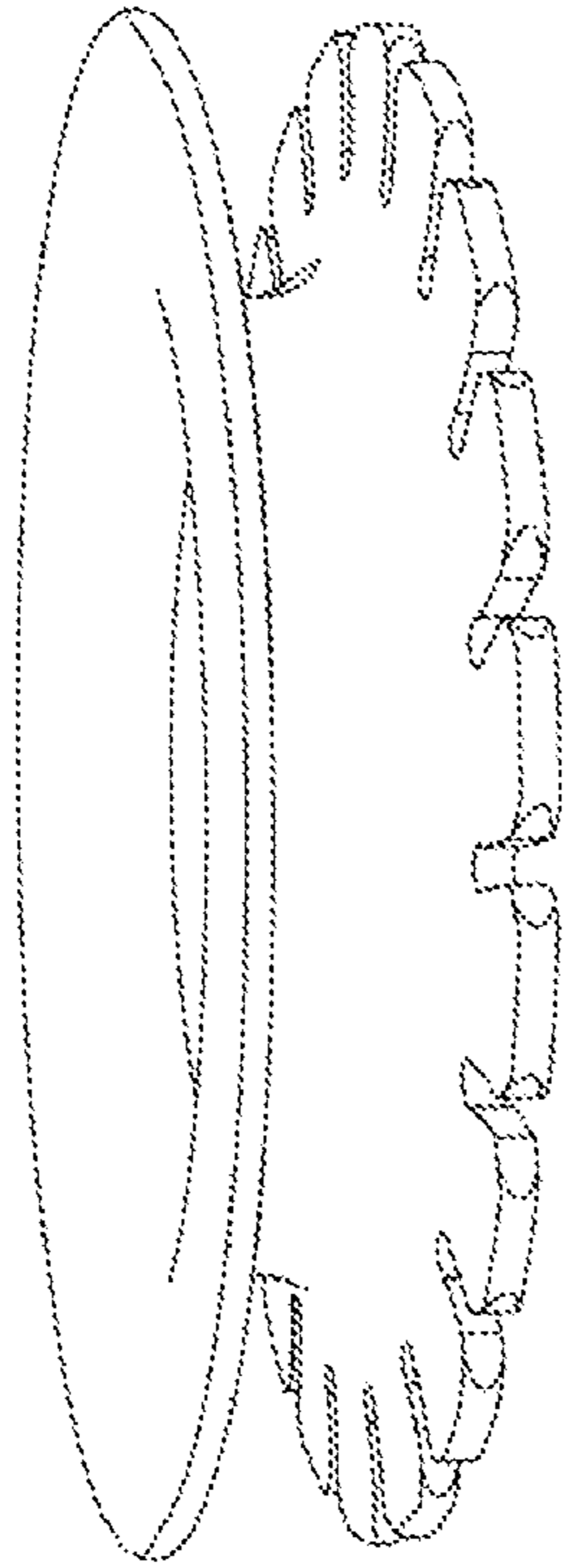
The ornamental design for an earbud holder, as shown and described.

**DESCRIPTION**

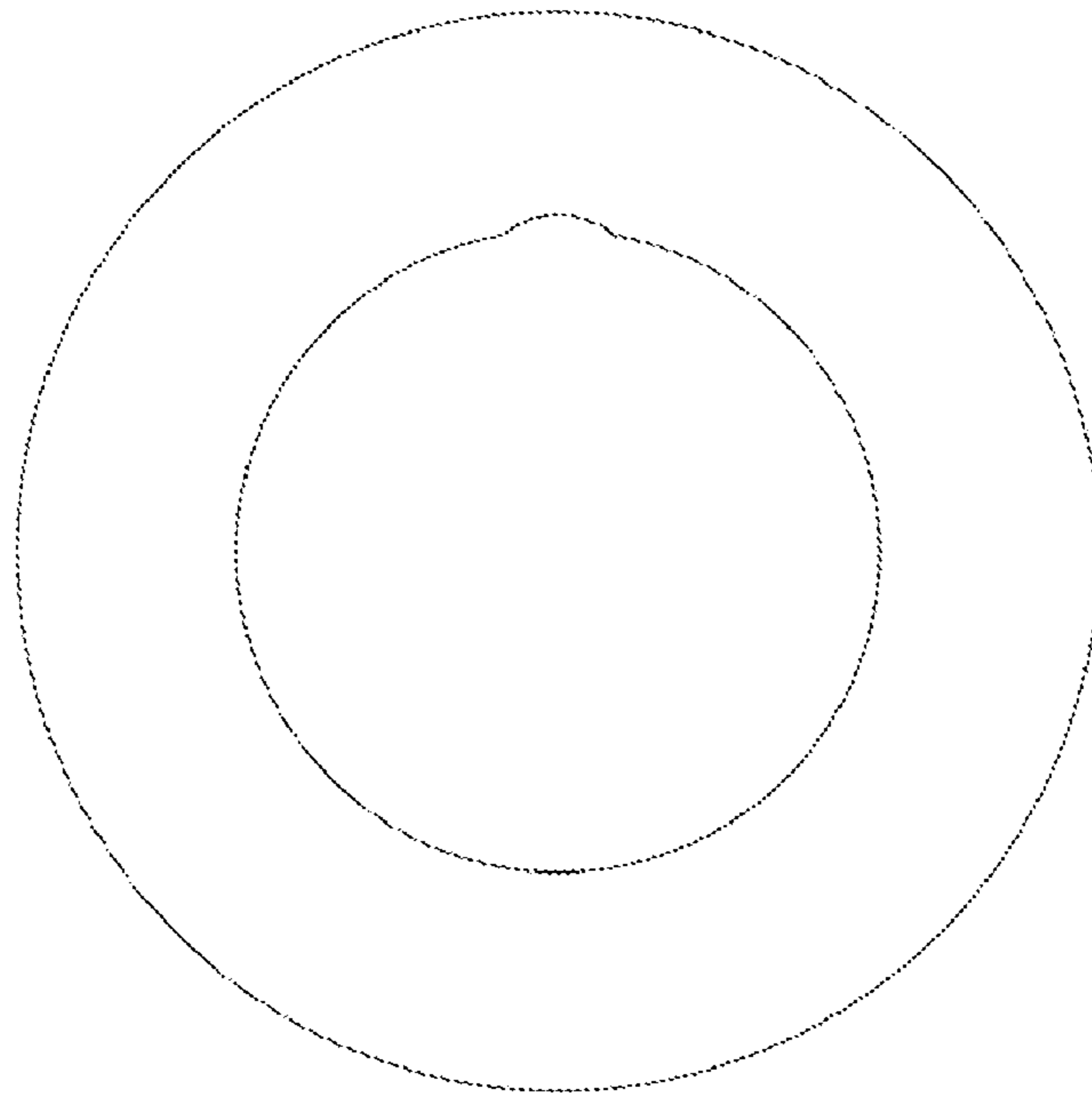
FIG. 1 is a perspective view of a earbud holder showing my new design;  
FIG. 2 is a front plan view thereof;  
FIG. 3 is a back plan view thereof;  
FIG. 4 is a left side plan view thereof; and,  
FIG. 5 is a top plan view thereof.  
The right side plan view is identical to the left side plan view, and the bottom plan view is identical to the top plan view.

**1 Claim, 2 Drawing Sheets**





**FIG. 1**



**FIG. 2**

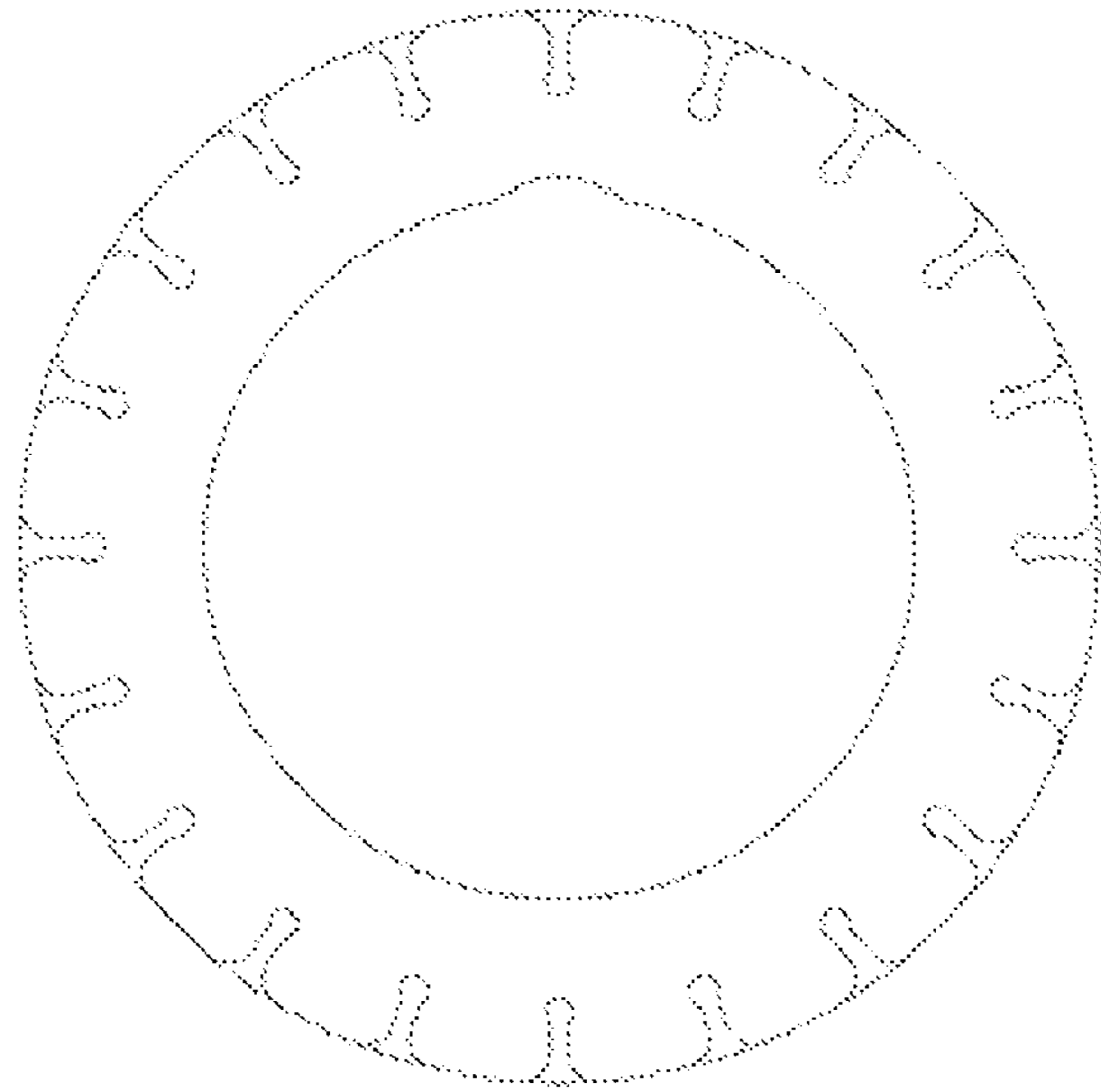


FIG. 3

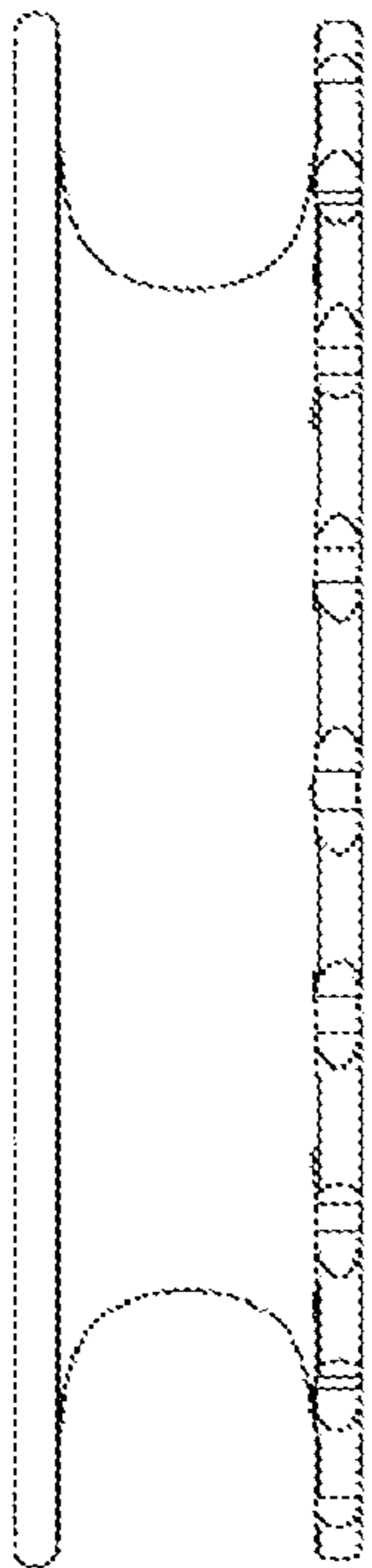


FIG. 4

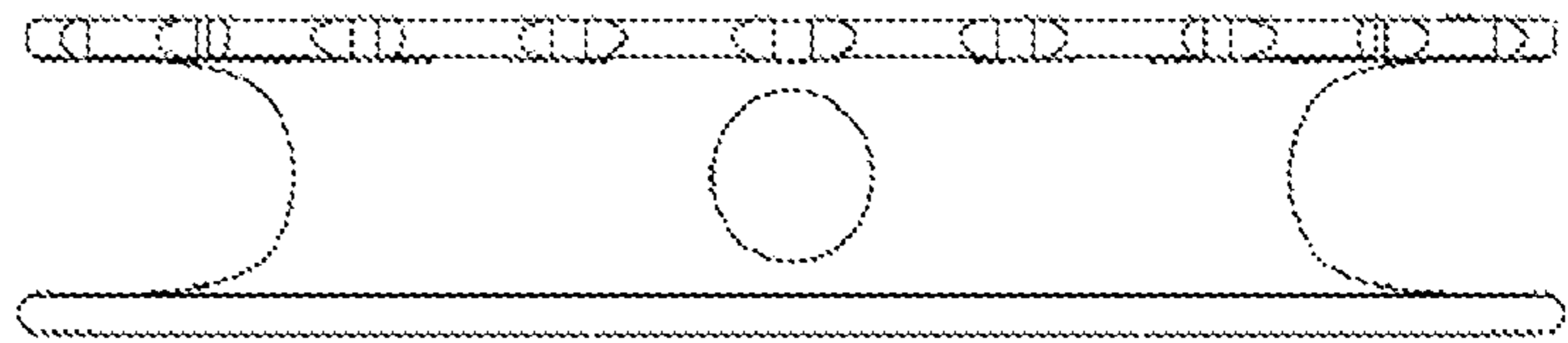


FIG. 5