



US00D674244S

(12) **United States Design Patent**  
**Sar Shalom**

(10) **Patent No.:** **US D674,244 S**  
(45) **Date of Patent:** **\*\* Jan. 15, 2013**

(54) **SERVING PLATE**

(75) Inventor: **Rami Sar Shalom**, Jerusalem (IL)

(73) Assignee: **Peamit Cardboard and Packaging Ltd.**, Beit Shemesh (IL)

(\*\*) Term: **14 Years**

(21) Appl. No.: **29/347,483**

(22) Filed: **Feb. 4, 2010**

(30) **Foreign Application Priority Data**

Aug. 5, 2009 (IL) ..... 48126

(51) **LOC (9) Cl.** ..... **07-01**

(52) **U.S. Cl.** ..... **D7/545; D7/306**

(58) **Field of Classification Search** ..... D7/545,  
D7/500, 505, 550.1; D3/306; 190/19, 23,  
190/24, 37, 40, 39; 217/57, 122-125, 56,  
217/17, 5; 312/100

See application file for complete search history.

(56) **References Cited**

**U.S. PATENT DOCUMENTS**

D27,574 S *	8/1897	Neel	.....	D3/306
D182,479 S *	4/1958	Roop	.....	D7/667
D237,674 S *	11/1975	Seltzer	.....	D6/566
D298,403 S *	11/1988	Hagberg et al.	.....	D7/388
4,942,277 A *	7/1990	Narberes	.....	219/734
D318,596 S *	7/1991	Watts	.....	D7/505
D351,968 S *	11/1994	Zivin	.....	D7/564
6,367,373 B1 *	4/2002	Bargman	.....	99/427
6,568,314 B1 *	5/2003	Stepanova	.....	99/340
6,570,092 B2 *	5/2003	Quertelet	.....	174/68.3
D490,691 S *	6/2004	Buss et al.	.....	D8/356
D495,560 S *	9/2004	Swoboda	.....	D7/551.1
7,021,202 B2 *	4/2006	Sizer	.....	99/415
D528,376 S *	9/2006	Munson et al.	.....	D7/667

D568,102 S *	5/2008	Ruiz de Az a	.....	D7/505
D595,118 S *	6/2009	Sjoqvist	.....	D8/356
D608,598 S *	1/2010	Goodman et al.	.....	D7/601
D624,787 S *	10/2010	Adams et al.	.....	D7/409
D631,301 S *	1/2011	Goodman et al.	.....	D7/602
D632,081 S *	2/2011	Klein et al.	.....	D3/306
D633,755 S *	3/2011	Guindi	.....	D7/628
D635,362 S *	4/2011	Goodman et al.	.....	D3/306
D636,999 S *	5/2011	Goodman et al.	.....	D3/306
D639,561 S *	6/2011	Hardy et al.	.....	D3/306
D641,217 S *	7/2011	Chen et al.	.....	D7/667
2004/0200845 A1 *	10/2004	Watzke et al.	.....	220/501

\* cited by examiner

*Primary Examiner* — Cynthia Underwood

(74) *Attorney, Agent, or Firm* — Nath, Goldberg & Meyer; Jerald L. Meyer


(57) **CLAIM**

The ornamental design for a serving plate, as shown and described.

**DESCRIPTION**

FIG. 1 is a first perspective view of a serving plate;  
 FIG. 2 is a second perspective view of the serving plate shown in FIG. 1;  
 FIG. 3 is a third perspective view of the serving plate shown in FIG. 1;  
 FIG. 4 is a front perspective view of the serving plate shown in FIG. 1;  
 FIG. 5 is a side perspective view of the serving plate shown in FIG. 1;  
 FIG. 6 is a top view of the serving plate shown in FIG. 1; and,  
 FIG. 7 is a bottom view of the second embodiment of the serving plate shown in FIG. 1.  
 The broken lines represent a portion of the structure that forms no part of the claim.

**1 Claim, 7 Drawing Sheets**






FIG. 1



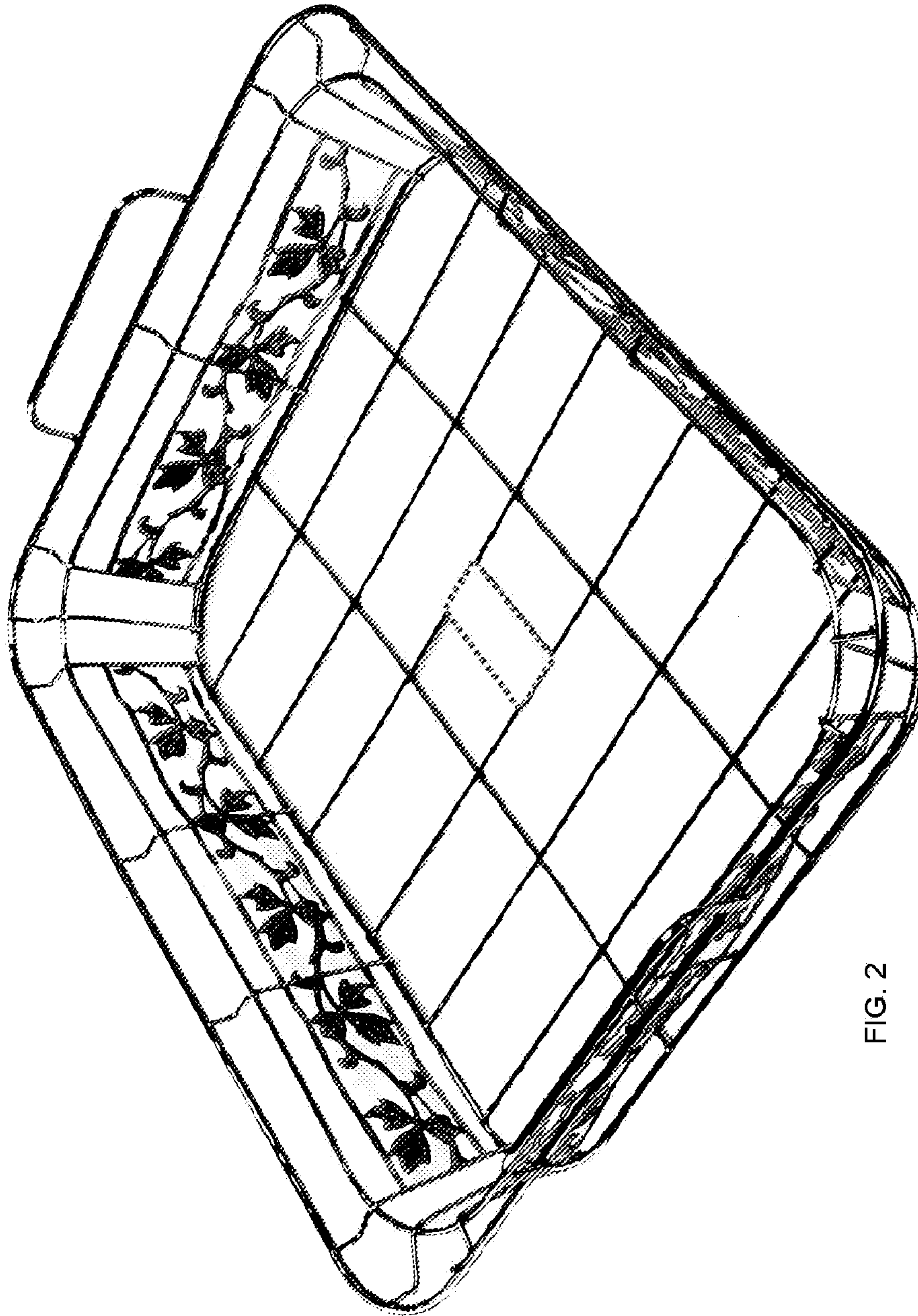


FIG. 2




FIG. 3






FIG. 4




FIG. 5



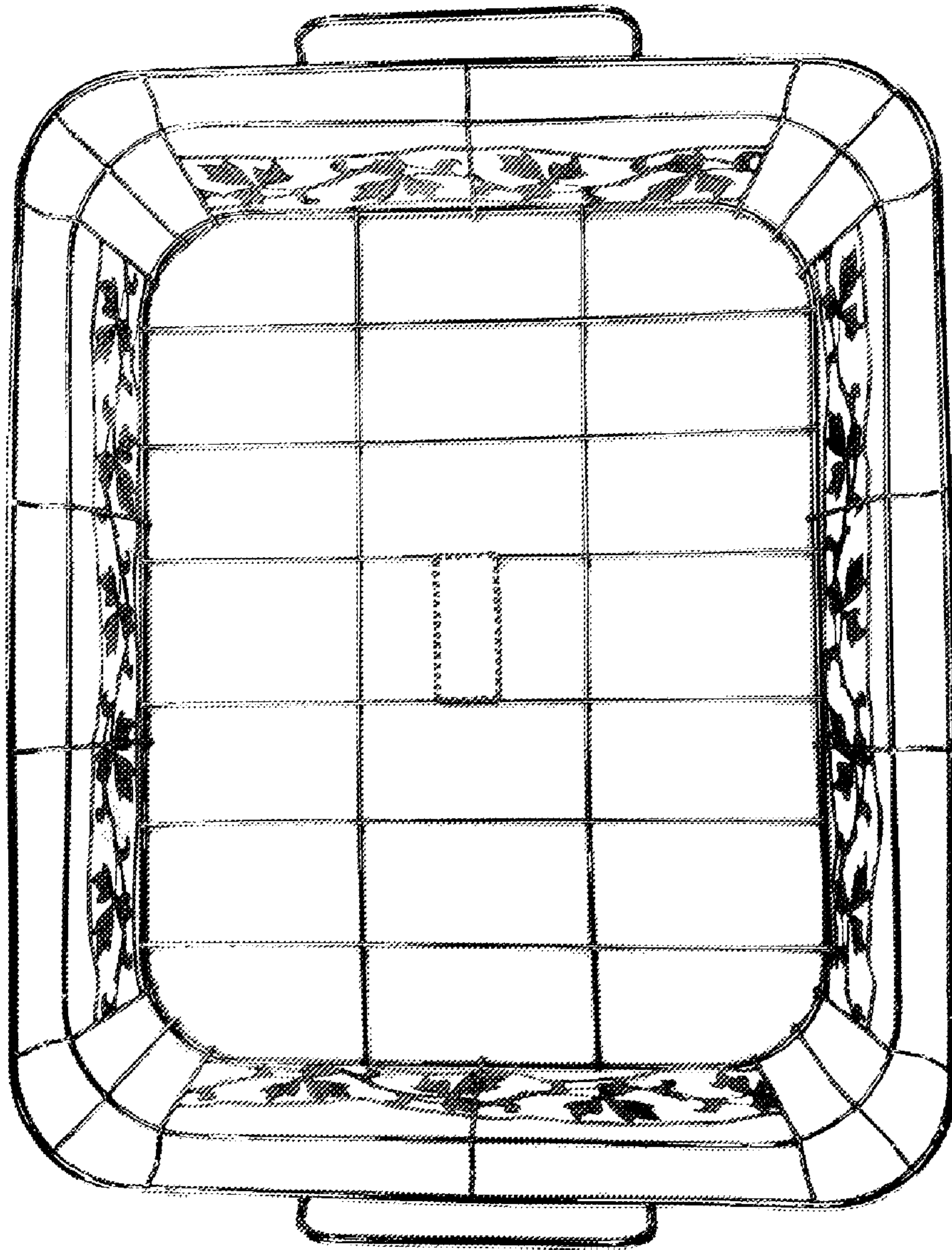


FIG. 6

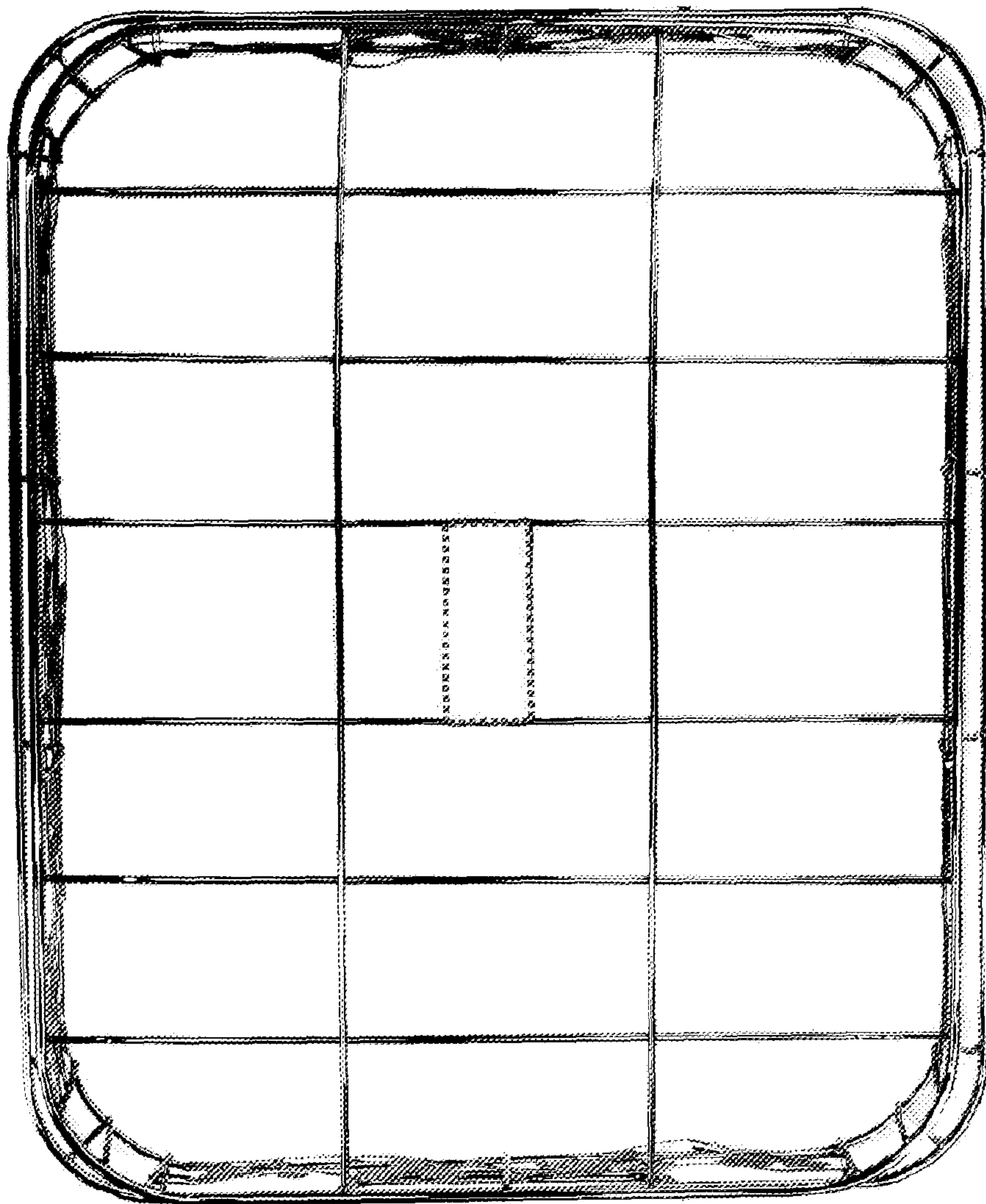


FIG. 7