



US00D674227S

(12) **United States Design Patent**  
**Becker**

(10) **Patent No.:** **US D674,227 S**  
(45) **Date of Patent:** **\*\* Jan. 15, 2013**

- (54) **MAT WITH EMBEDDED SYMBOLS**
- (76) Inventor: **Dawn Becker**, Brewster, NY (US)
- (\*\*) Term: **14 Years**
- (21) Appl. No.: **29/427,507**
- (22) Filed: **Jul. 19, 2012**

6,015,604 A *	1/2000	Stahl .....	428/195.1
D471,752 S *	3/2003	Haboush .....	D6/613
D478,761 S *	8/2003	Robbins, III .....	D6/582
D480,253 S *	10/2003	Raines .....	D6/617
D600,487 S *	9/2009	Franco .....	D6/608
D653,457 S *	2/2012	Della Valle et al. ....	D5/58
D657,603 S *	4/2012	Murty .....	D6/588
D658,419 S *	5/2012	Anderson .....	D6/588

\* cited by examiner

**Related U.S. Application Data**

- (62) Division of application No. 29/394,700, filed on Jun. 21, 2011.
  - (51) **LOC (9) Cl.** ..... **06-11**
  - (52) **U.S. Cl.** ..... **D6/588**
  - (58) **Field of Classification Search** ..... D5/1-4, D5/7, 8, 30, 46, 56, 58, 62, 63, 99; D6/582, D6/583, 588, 592, 617, 622; D19/1, 5, 8; D24/124-126; 4/581; 5/490, 495; 112/401, 112/416, 439; 428/32, 37, 39, 66.5, 79, 85, 428/151, 153, 187, 190, 221, 542.6, 904; 139/383 B, 383 R; 162/134
- See application file for complete search history.

*Primary Examiner* — Karen S Acker

(74) *Attorney, Agent, or Firm* — Gottlieb, Rackman & Reisman, P.C.

(56) **References Cited**

**U.S. PATENT DOCUMENTS**

D12,431 S *	8/1881	Magee .....	D5/16
348,782 A *	9/1886	Sawyer .....	52/177
D146,159 S *	12/1946	Wakefield .....	D6/583
3,657,060 A *	4/1972	Haigh .....	428/175
D377,130 S *	1/1997	Dorrer .....	D6/601

(57) **CLAIM**

The ornamental design for a mat with embedded symbols, as shown and described.

**DESCRIPTION**


FIG. 1 is a top plan view of a mat with embedded symbols showing my new design. The bottom plan view forms no part of the claimed design.

FIG. 2 is a front elevational view thereof, the rear elevational view being a mirror image;

FIG. 3 is a right side elevational view thereof, the left side elevational view being a mirror image; and,

FIG. 4 is a partial exploded view thereof showing an enlarged symbol from FIG. 1. The dash dot dash lines in the drawing form no part of the claimed design.

**1 Claim, 3 Drawing Sheets**





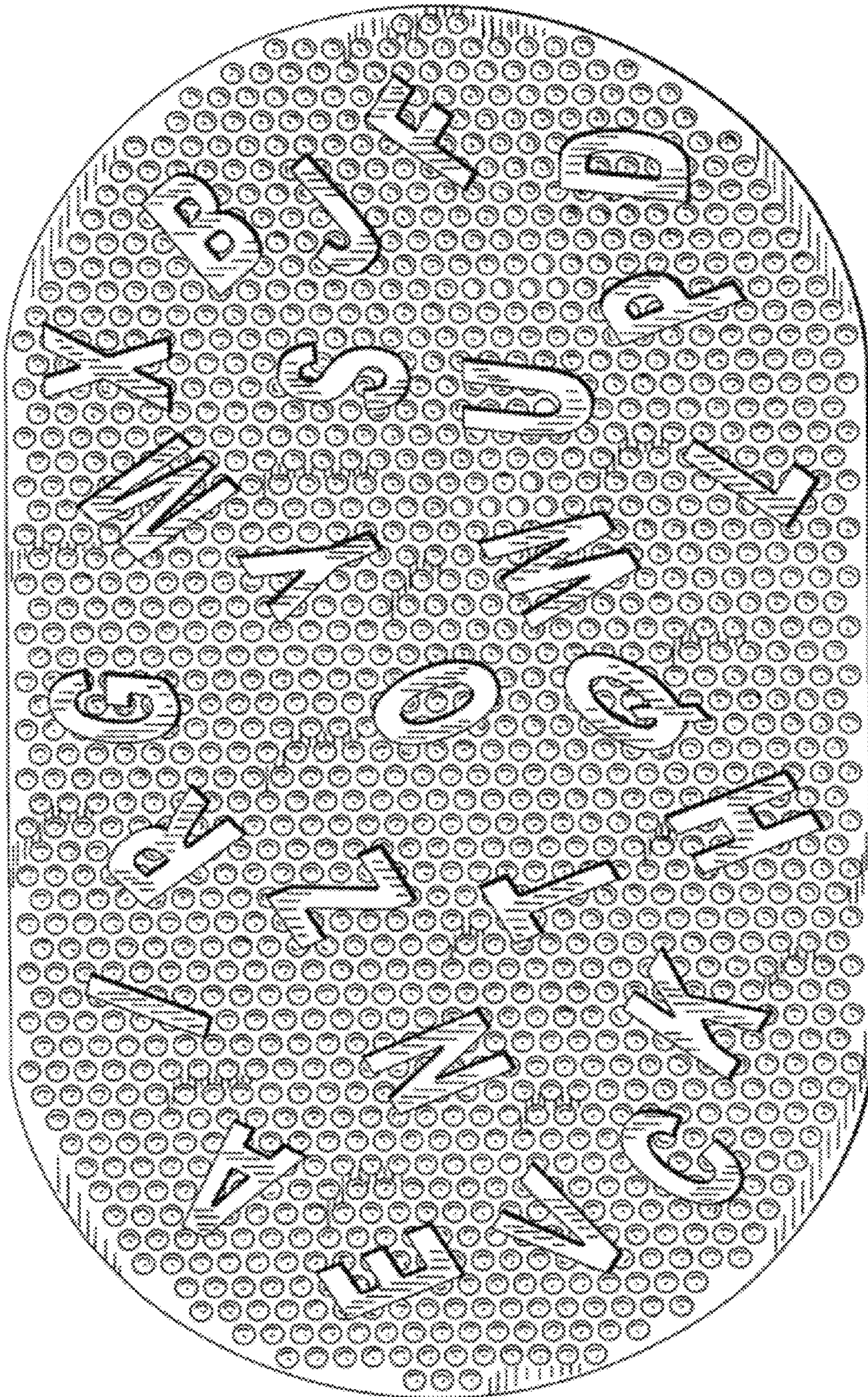


FIG. 1



FIG. 2

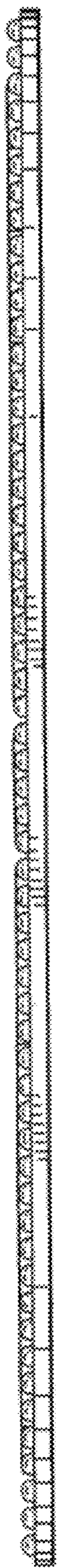


FIG. 3



FIG. 4

