



US00D674223S

(12) **United States Design Patent**
Green et al.

(10) **Patent No.:** **US D674,223 S**
(45) **Date of Patent:** **** Jan. 15, 2013**

- (54) **PAPER PRODUCT DISPENSER**
- (75) Inventors: **Jonathan Green**, Warlingham (GB);
Bastiaan Roelof Tjaden, Leiden (NL);
Joseph Elisabeth Oberdorf, Amsterdam
(NL)
- (73) Assignee: **Kimberly-Clark Worldwide, Inc.**,
Neenah, WI (US)
- (**) Term: **14 Years**
- (21) Appl. No.: **29/408,989**
- (22) Filed: **Dec. 19, 2011**
- (51) **LOC (9) Cl.** **20-02**
- (52) **U.S. Cl.** **D6/518**
- (58) **Field of Classification Search** D6/515-523,
D6/545; 206/225, 233, 389, 391; 211/13.1,
211/45; 242/570, 590; 221/26, 33, 282-283;
222/173, 180; 248/309.1, 309.2, 905
See application file for complete search history.

D464,514 S	10/2002	Lewis et al.	
D557,961 S *	12/2007	Haworth	D6/545
D579,250 S *	10/2008	Cittadino et al.	D6/545
D583,174 S *	12/2008	Kuehneman et al.	D6/522
D585,223 S *	1/2009	Rust	D6/515
D619,838 S *	7/2010	Kim	D6/518
D620,292 S *	7/2010	Kim	D6/545
D620,733 S *	8/2010	Denis et al.	D6/518
D624,340 S *	9/2010	Benedetti	D6/522
D649,820 S *	12/2011	Stutzel	D6/518
D653,888 S	2/2012	Velazquez et al.	
D653,891 S	2/2012	Velazquez et al.	
D655,962 S *	3/2012	Cittadino	D6/545
D664,796 S *	8/2012	Cattacin et al.	D6/518

* cited by examiner

Primary Examiner — Brian N Vinson
(74) *Attorney, Agent, or Firm* — Dority & Manning, P.A.


(57) **CLAIM**
The ornamental design for a paper product dispenser, as shown and described.

DESCRIPTION

FIG. 1 is a perspective view of a dispenser embodying our new design;
FIG. 2 is a front view of the dispenser shown in FIG. 1;
FIG. 3 is a back view of the dispenser shown in FIG. 1;
FIG. 4 is a left side view of the dispenser shown in FIG. 1;
FIG. 5 is a right side view of the dispenser shown in FIG. 1;
FIG. 6 is a top view of the dispenser shown in FIG. 1; and,
FIG. 7 is a bottom dispensing end view of the dispenser shown in FIG. 1.
The broken lines in the drawings represent unclaimed environmental subject matter illustrating the design in use and form no part of the claim.

- (56) **References Cited**
- U.S. PATENT DOCUMENTS
- D386,922 S 12/1997 Sedlock
- D388,990 S 1/1998 Brandenburg et al.
- D391,431 S 3/1998 Brandenburg et al.
- D399,084 S 10/1998 Tramontina
- D450,963 S 11/2001 Phelps et al.
- D451,323 S 12/2001 Phelps et al.
- D451,728 S 12/2001 Phelps et al.
- D452,095 S 12/2001 Phelps et al.
- D452,096 S 12/2001 Phelps et al.
- D454,741 S 3/2002 Lewis et al.
- D461,671 S 8/2002 Lewis et al.
- D461,984 S * 8/2002 Lewis et al. D6/545

1 Claim, 5 Drawing Sheets






FIG. 1




FIG. 2

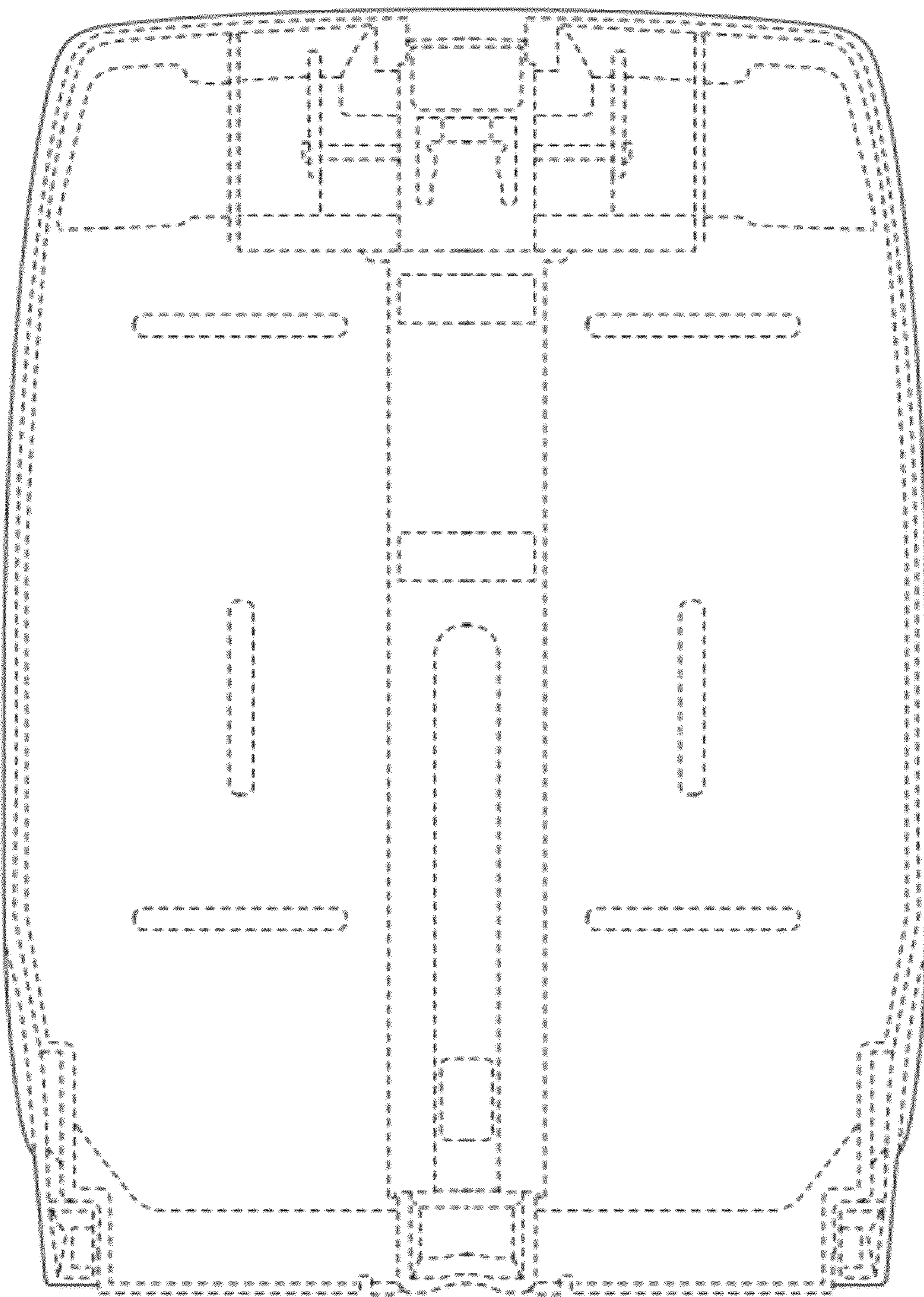


FIG. 3




FIG. 4




FIG. 5

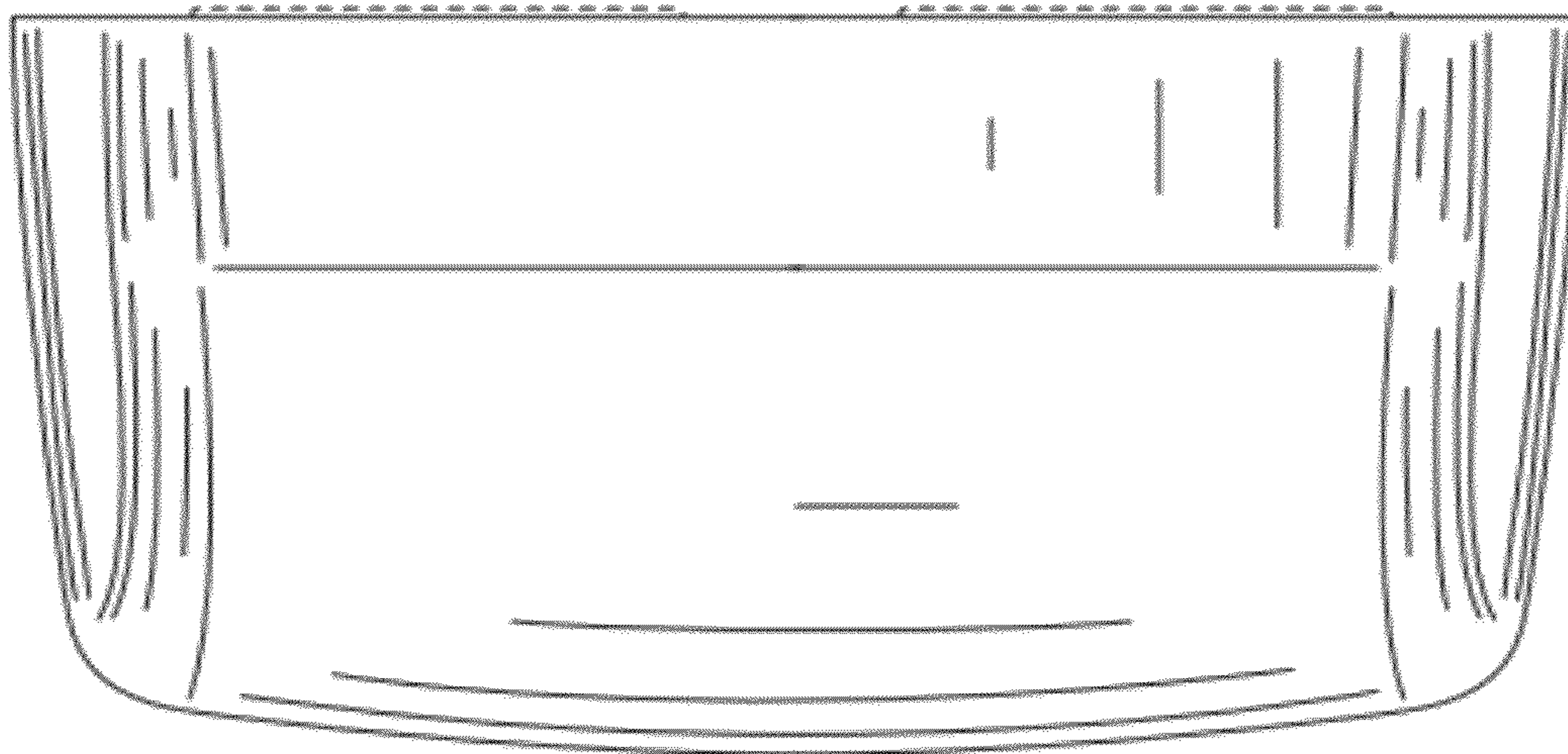


FIG. 6

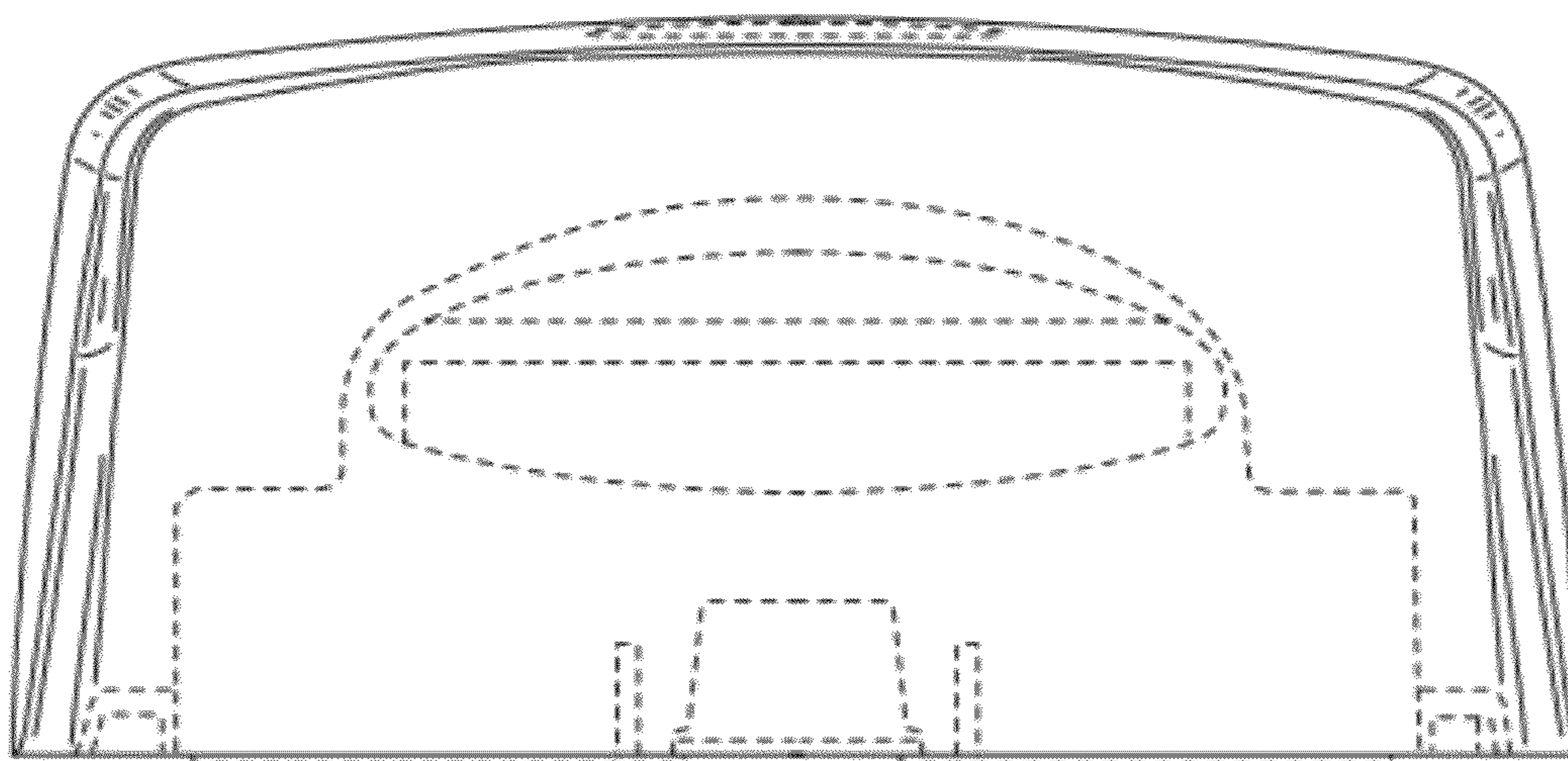


FIG. 7