



US00D674222S

(12) **United States Design Patent**
Green et al.

(10) **Patent No.:** **US D674,222 S**
(45) **Date of Patent:** **** Jan. 15, 2013**

(54) **DISPENSER WINDOW FOR A FRONT WALL OF A PAPER PRODUCT OR VISCOUS LIQUID DISPENSER**

(75) Inventors: **Jonathan Green**, Warlingham (GB);
Bastiaan Roelof Tjaden, Leiden (NL);
Joseph Elisabeth Oberdorf, Amsterdam (NL)

(73) Assignee: **Kimberly-Clark Worldwide, Inc.**,
Neenah, WI (US)

(**) Term: **14 Years**

(21) Appl. No.: **29/408,985**

(22) Filed: **Dec. 19, 2011**

(51) **LOC (9) Cl.** **20-02**

(52) **U.S. Cl.** **D6/518; D6/545**

(58) **Field of Classification Search** D6/515–523,
D6/545; 206/225, 233, 389, 391; 211/13.1,
211/45; 242/570, 590; 221/26, 33, 282–283;
222/173, 180; 248/309.1, 309.2, 905; D10/74,
D10/103, 122

See application file for complete search history.

(56) **References Cited**

U.S. PATENT DOCUMENTS

D245,467 S *	8/1977	Frassanito	D6/545
D268,333 S *	3/1983	Kojima et al.	D10/57
D293,402 S *	12/1987	Petterson	D6/545
D338,585 S *	8/1993	Bell et al.	D6/545
D358,288 S *	5/1995	Daansen	D6/545
D367,792 S *	3/1996	Fan	D6/545
D372,824 S *	8/1996	Lin et al.	D6/545
D386,922 S	12/1997	Sedlock		
D387,931 S *	12/1997	Chen	D6/545
D388,990 S	1/1998	Brandenburg et al.		
D391,431 S	3/1998	Brandenburg et al.		
D395,775 S *	7/1998	Lin	D6/545
D399,084 S	10/1998	Tramontina		

D414,363 S *	9/1999	Daansen	D6/545
D426,094 S *	6/2000	Carlson	D6/545
D445,284 S *	7/2001	Chen	D6/545
D450,963 S	11/2001	Phelps et al.		
D451,323 S	12/2001	Phelps et al.		
D451,728 S	12/2001	Phelps et al.		

(Continued)

Primary Examiner — Brian N Vinson

(74) *Attorney, Agent, or Firm* — Dority & Manning, P.A.

(57) **CLAIM**

The ornamental design for a dispenser window for a front wall of a paper product or viscous liquid dispenser, as shown and described.

DESCRIPTION

FIG. 1 is a perspective view of a dispenser window embodying our new design;

FIG. 2 is a front view of the dispenser window shown in FIG. 1;

FIG. 3 is an enlarged front view of the dispenser window shown in FIG. 1 taken along the line indicated in FIG. 2;

FIG. 4 is a cross-sectional view of the dispenser window shown in FIG. 1 taken along the line indicated in FIG. 3;

FIG. 5 is an enlarged front view of the dispenser window shown in FIG. 1 with a rim member shaded for the color blue;

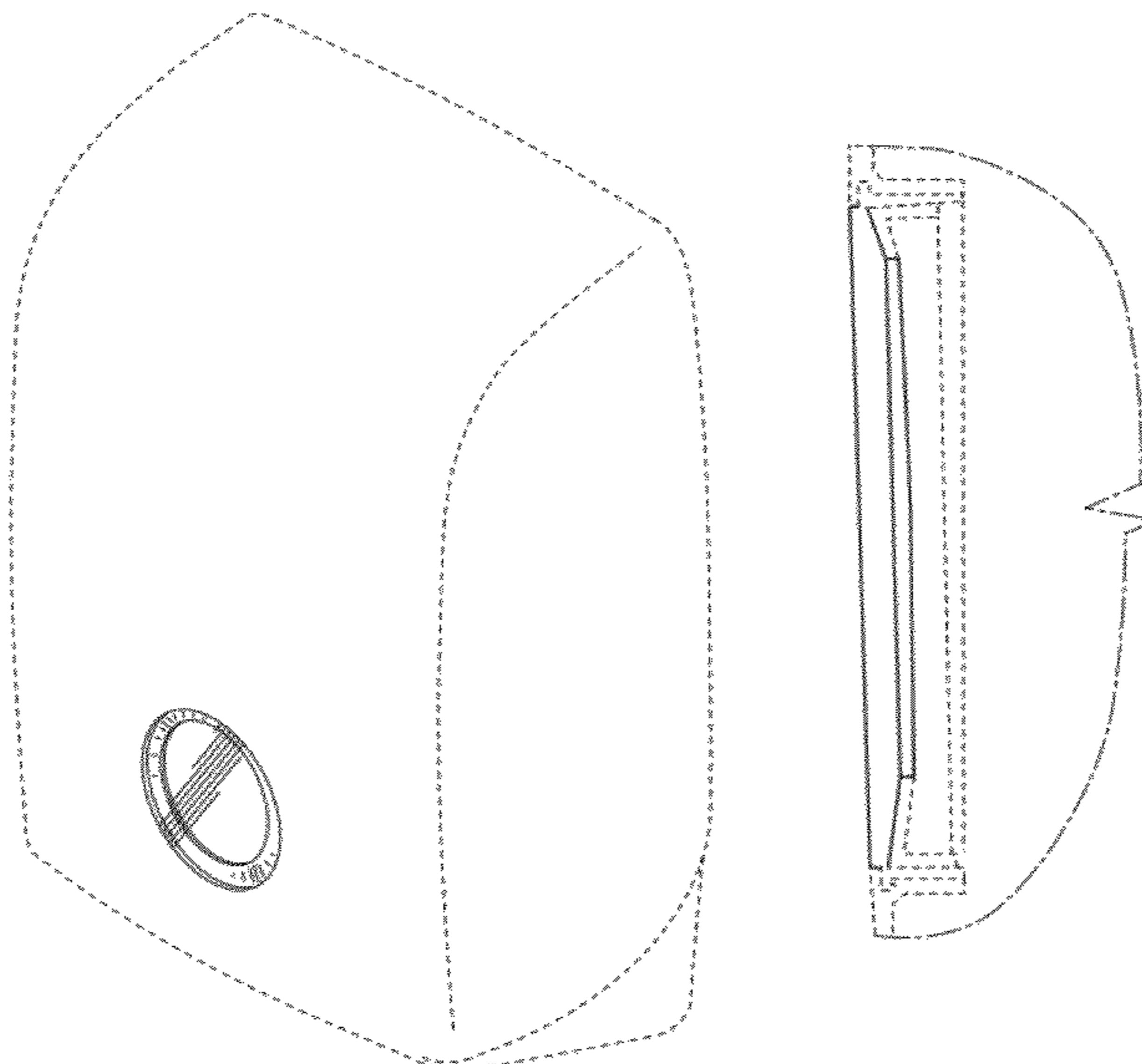
FIG. 6 is an enlarged front view of the dispenser window shown in FIG. 1 with a rim member shaded for the color red;

FIG. 7 is an enlarged front view of the dispenser window shown in FIG. 1 with a rim member shaded for the color green; and,

FIG. 8 is an enlarged front view of the dispenser window shown in FIG. 1 with a rim member shaded for the color gray or silver.

The broken lines in the drawings represent unclaimed environmental subject matter illustrating the design in use and form no part of the claim.

1 Claim, 5 Drawing Sheets



US D674,222 S

Page 2

U.S. PATENT DOCUMENTS

D452,095 S	12/2001	Phelps et al.	
D452,096 S	12/2001	Phelps et al.	
D454,741 S	3/2002	Lewis et al.	
D461,671 S	8/2002	Lewis et al.	
D461,984 S *	8/2002	Lewis et al.	D6/545
D464,514 S	10/2002	Lewis et al.	
D478,445 S *	8/2003	Daansen	D6/545
D481,896 S *	11/2003	Shaanan	D6/545
D484,721 S *	1/2004	Chou	D6/545
D557,961 S *	12/2007	Haworth	D6/545
D560,525 S *	1/2008	Skelton et al.	D10/74
D584,551 S *	1/2009	Carlson	D6/545
D653,888 S	2/2012	Velazquez et al.	
D653,891 S	2/2012	Velazquez et al.	
D655,962 S *	3/2012	Cittadino	D6/545

* cited by examiner

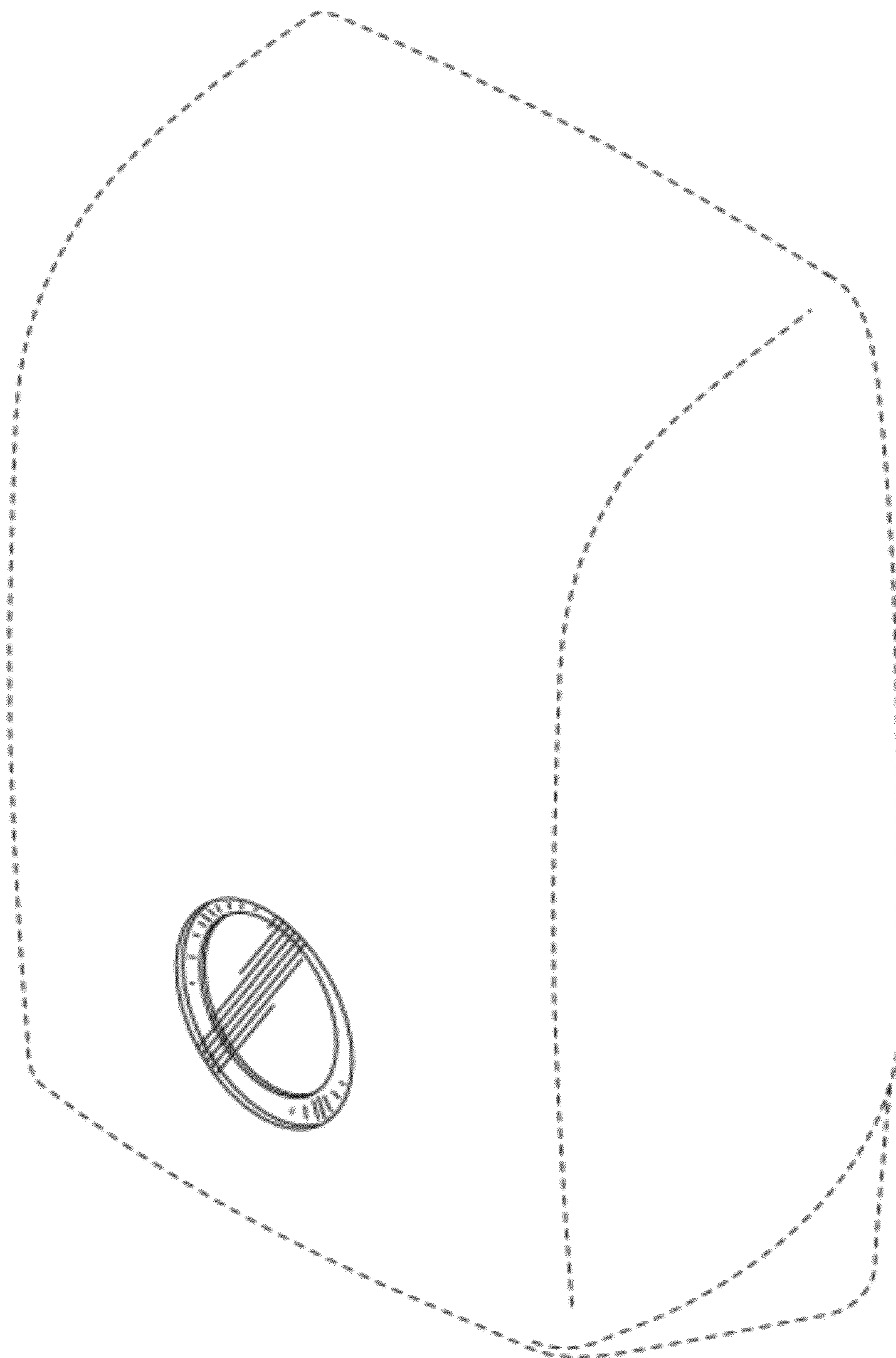


FIG. 1

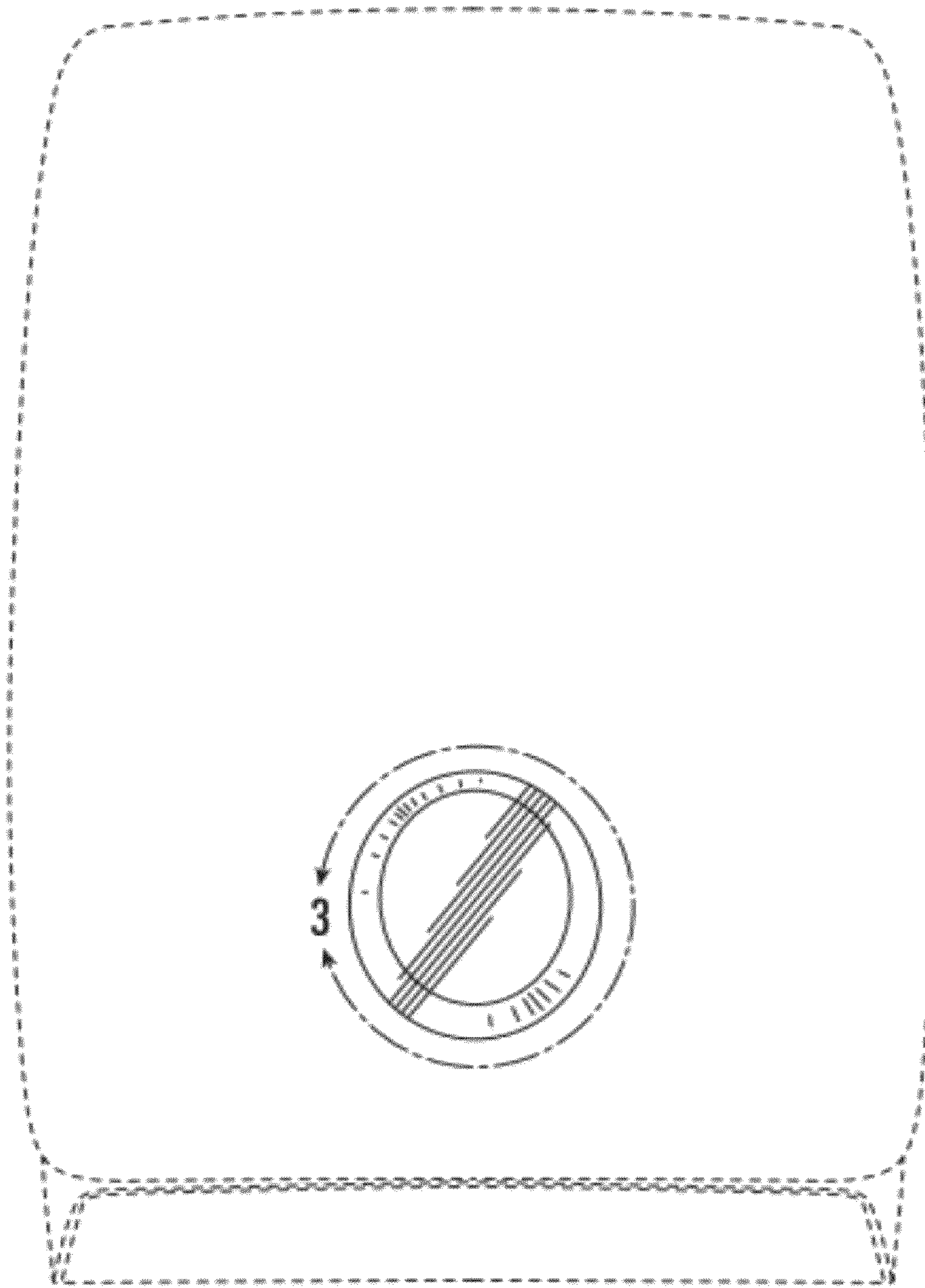


FIG. 2

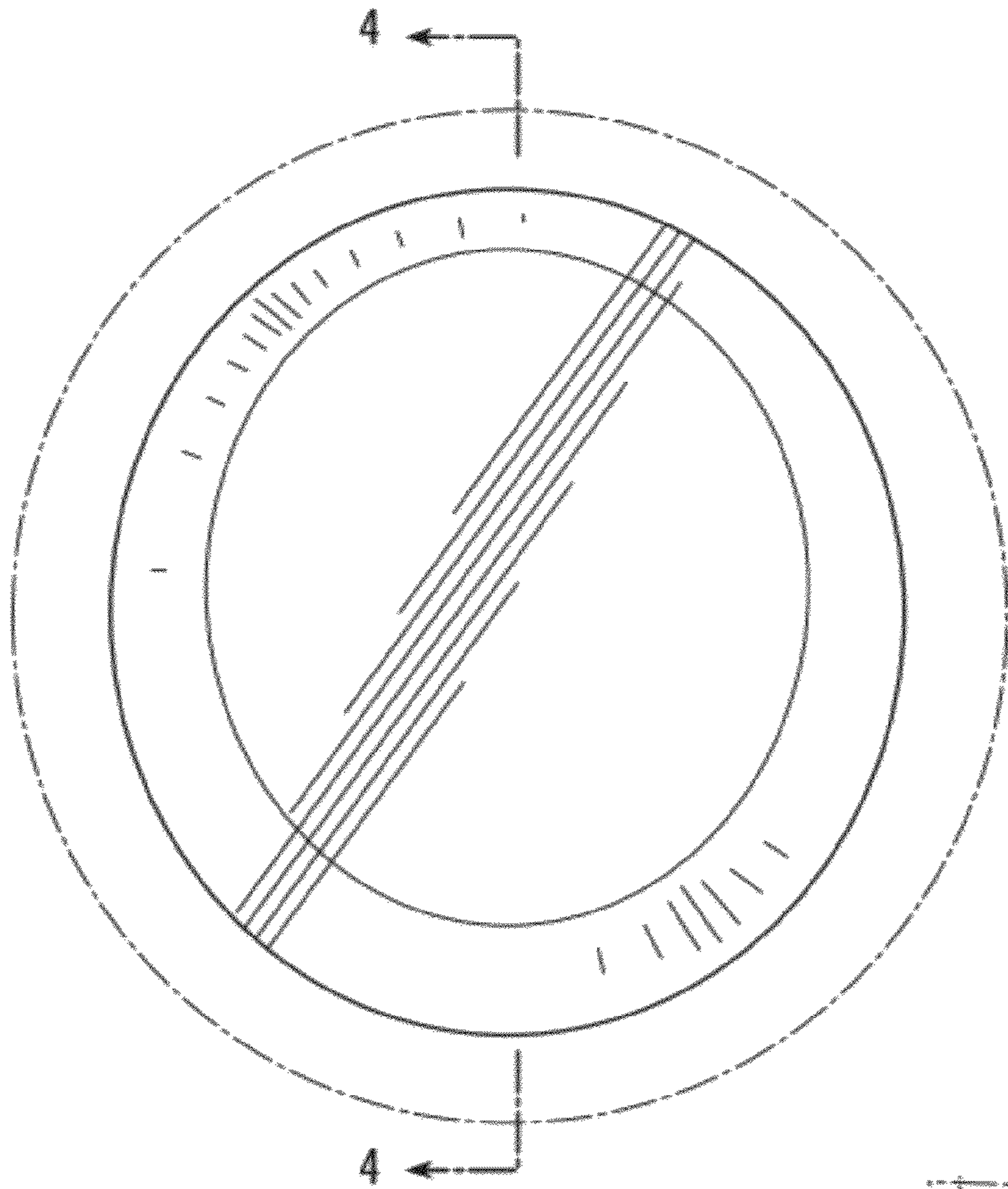


FIG. 3




FIG. 4

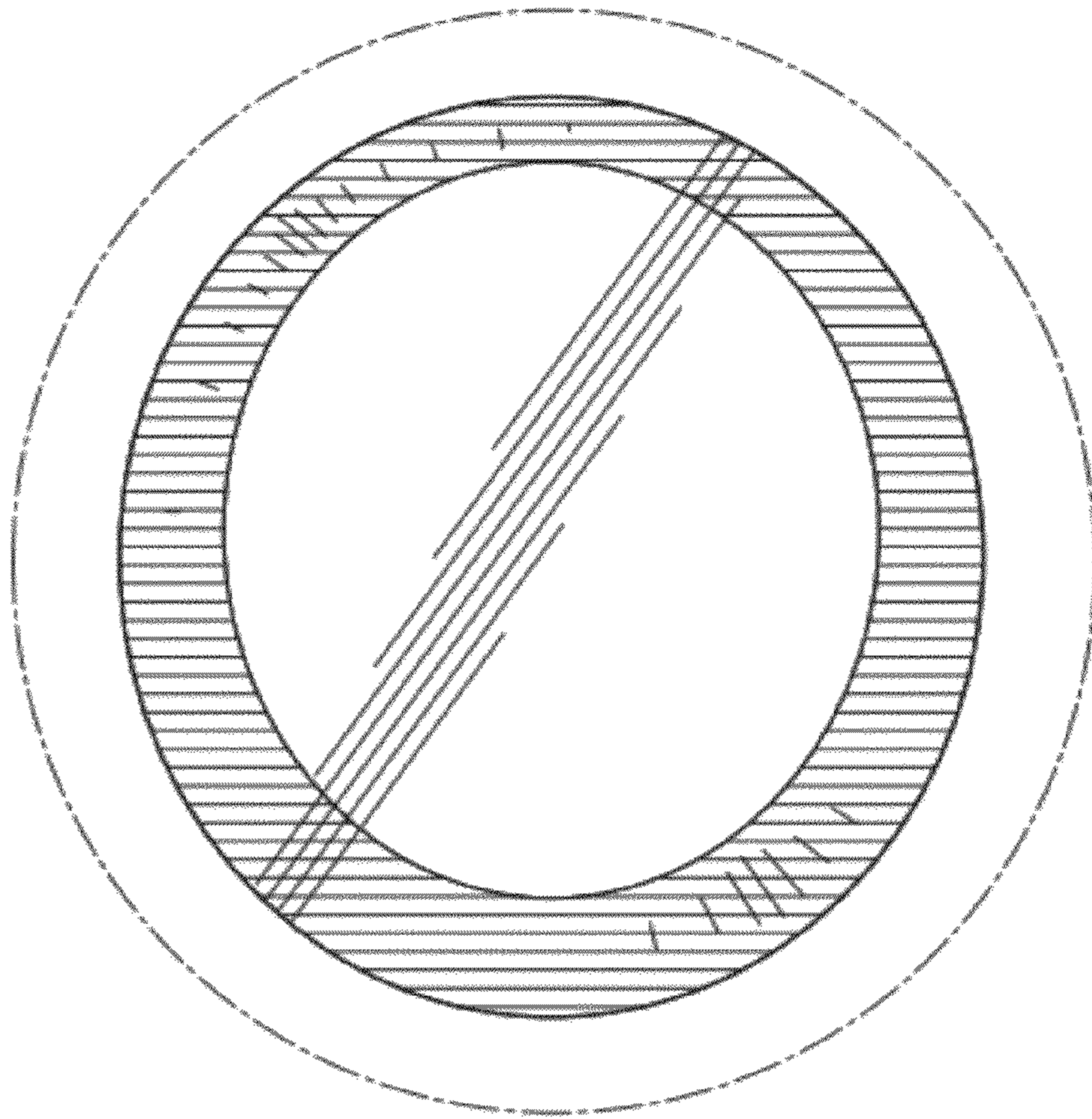


FIG. 5

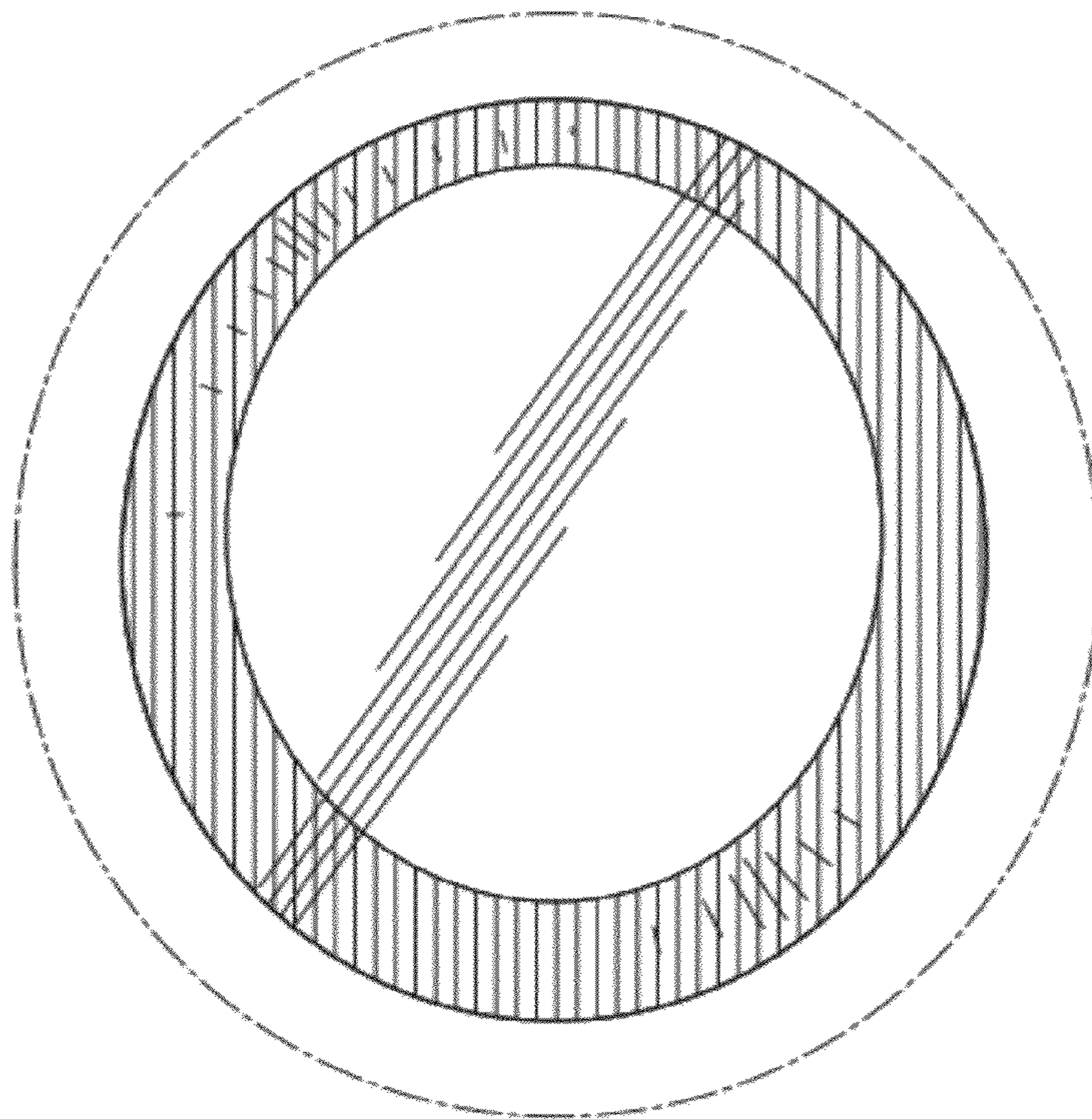


FIG. 6

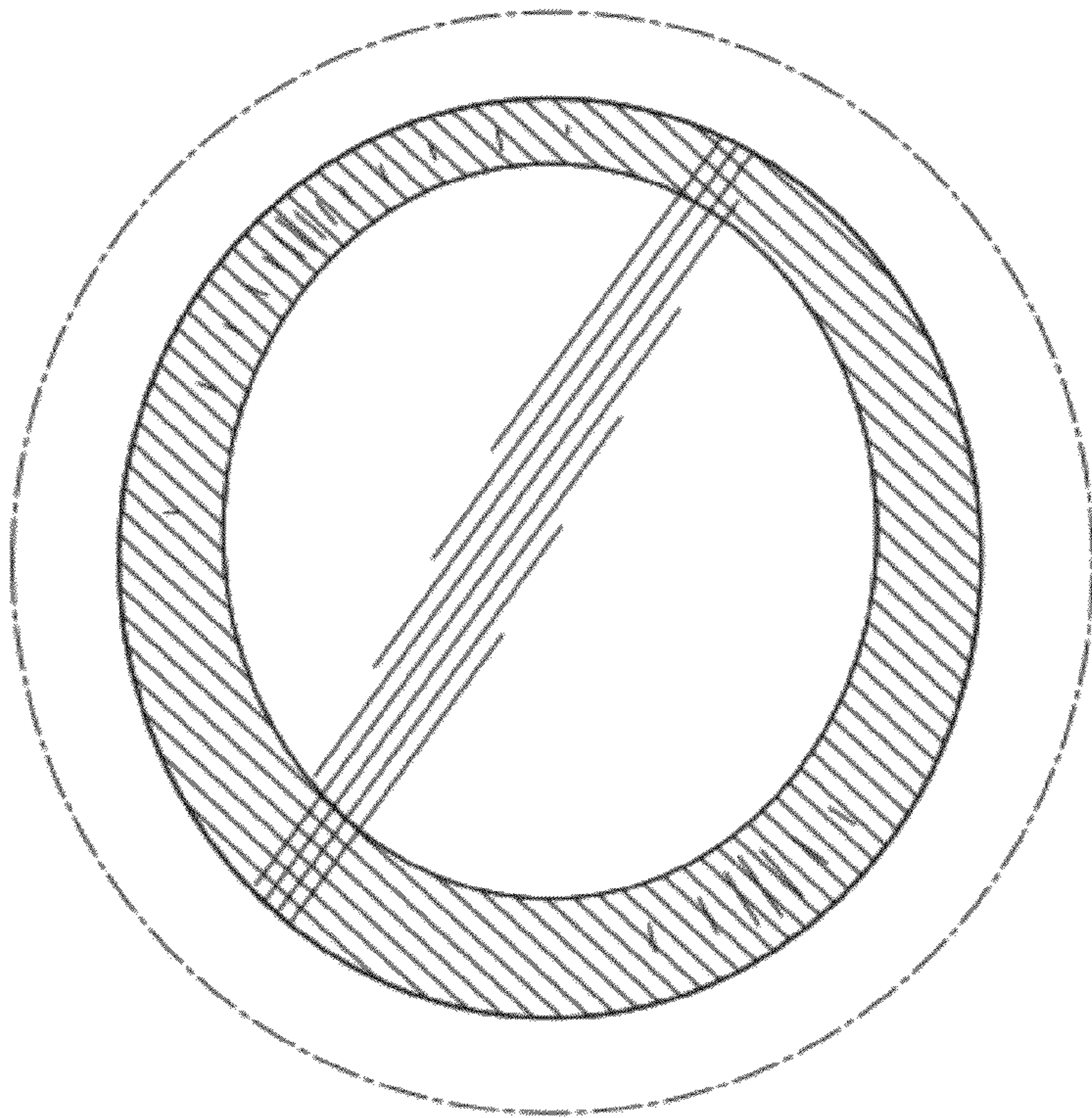


FIG. 7

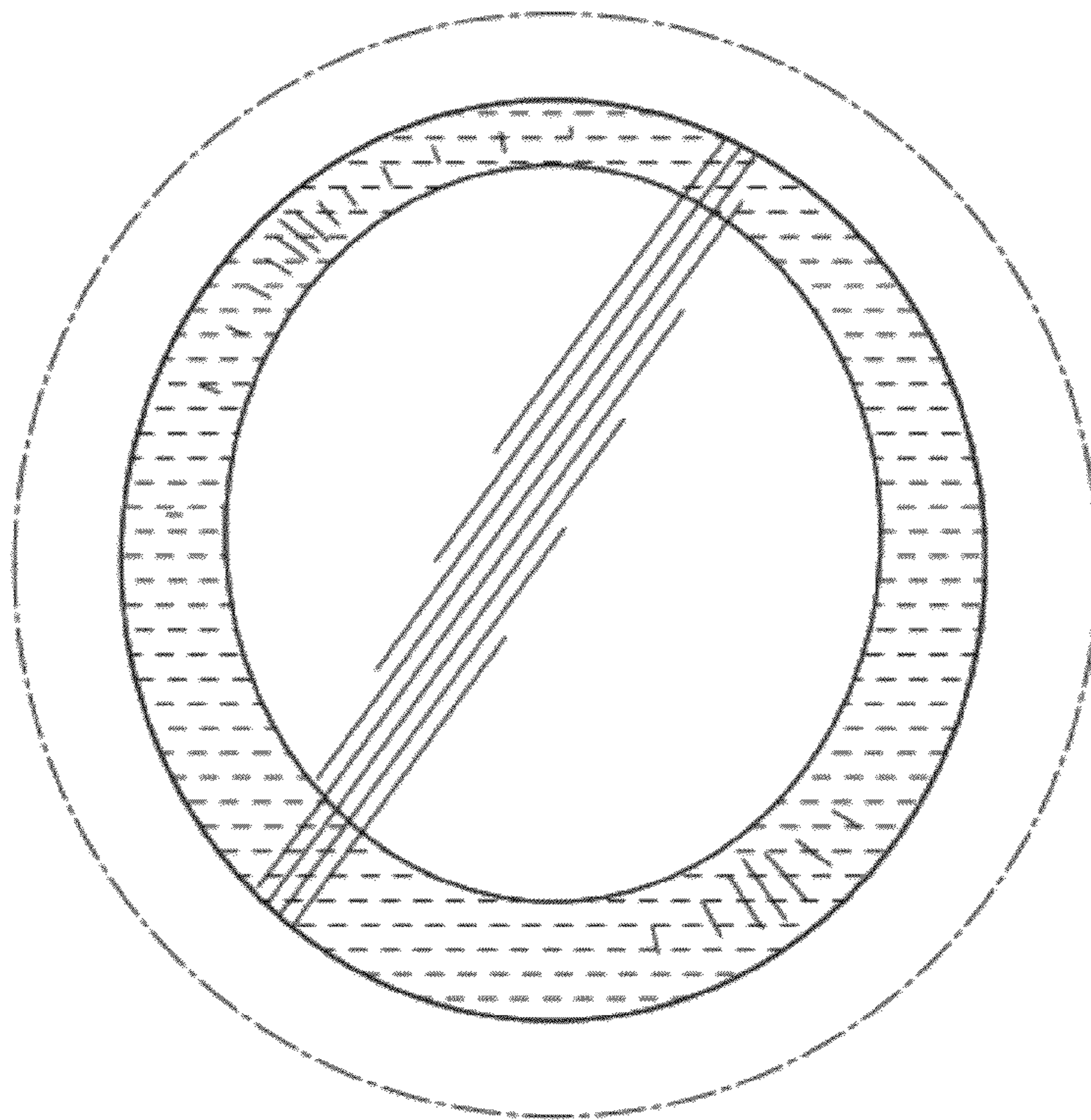


FIG. 8