



US00D674217S

(12) **United States Design Patent**
al-Rawi

(10) **Patent No.:** **US D674,217 S**
(45) **Date of Patent:** **** Jan. 15, 2013**

- (54) **TABLE**
- (75) Inventor: **Luay al-Rawi**, Bentveld (NL)
- (73) Assignee: **Restoration Hardware, Inc.**, Corte Madera, CA (US)
- (**) Term: **14 Years**
- (21) Appl. No.: **29/399,704**
- (22) Filed: **Aug. 17, 2011**
- (51) **LOC (9) Cl.** **06-03**
- (52) **U.S. Cl.** **D6/480**
- (58) **Field of Classification Search** D6/480-489,
D6/495-499, 429, 450, 451; 108/150, 153.1,
108/156, 157, 161; 248/188, 118.1, 188.5,
248/188.7, 188.8
See application file for complete search history.

Restoration Hardware Famous Fall Lighting Sale; Cover page, pp. 21, 25, 36, 66, 70 and 75.
 Restoration Hardware Celebrate Catalog, Holiday 2010; Cover page & pp. 58, 61, 71, 81, 89, 119, 142, 158, 176, and 279.
 Restoration Hardware Catalog, "There Are Pieces That Furnish A Home. And Those That Define It." Cover page, pp. 17, 21 and 33.
 Restoration Hardware Catalog, "Welcome To Your New Home", Spring 2011 Source Book; Cover page, pp. 31, 35, 42, 51, 68, 111, 122, 126, 131, 138, 165 and 175.
 Restoration Hardware The Spring 2011 Source Book; Cover page, pp. 35, 42, 51, 71, 111, 122, 126, 131, 138, 165 and 175.
 Restoration Hardware Outdoor & Garden Catalog, Spring 2011; Cover page, pp. 11, 21, 29, 55, 92, 103, 131, 139, 147 and 155.
 Restoration Hardware Catalog, Introducing St. Barts Teak Collection; Cover page, pp. 21, 33, 46 and 57.

* cited by examiner

Primary Examiner — Janice Seeger

(74) *Attorney, Agent, or Firm* — Guy W. Chambers; Duane Morris LLP

(56) **References Cited**

U.S. PATENT DOCUMENTS

D104,153	S *	4/1937	Wilson	D6/484
D220,443	S	4/1971	Beavers		
D237,130	S	10/1975	San Giovanni		
D385,728	S *	11/1997	Mulligan et al.	D6/480
6,929,096	B1	8/2005	Goldberg		
D516,842	S *	3/2006	Cross	D6/480
D522,280	S *	6/2006	Butters	D6/495
D547,974	S	8/2007	Daniel		
7,628,186	B2 *	12/2009	Blum	144/286.1

OTHER PUBLICATIONS

Restoration Hardware Home Catalog, Early Spring 2009; Cover page, pp. 43,47, 60, 61 and 166.

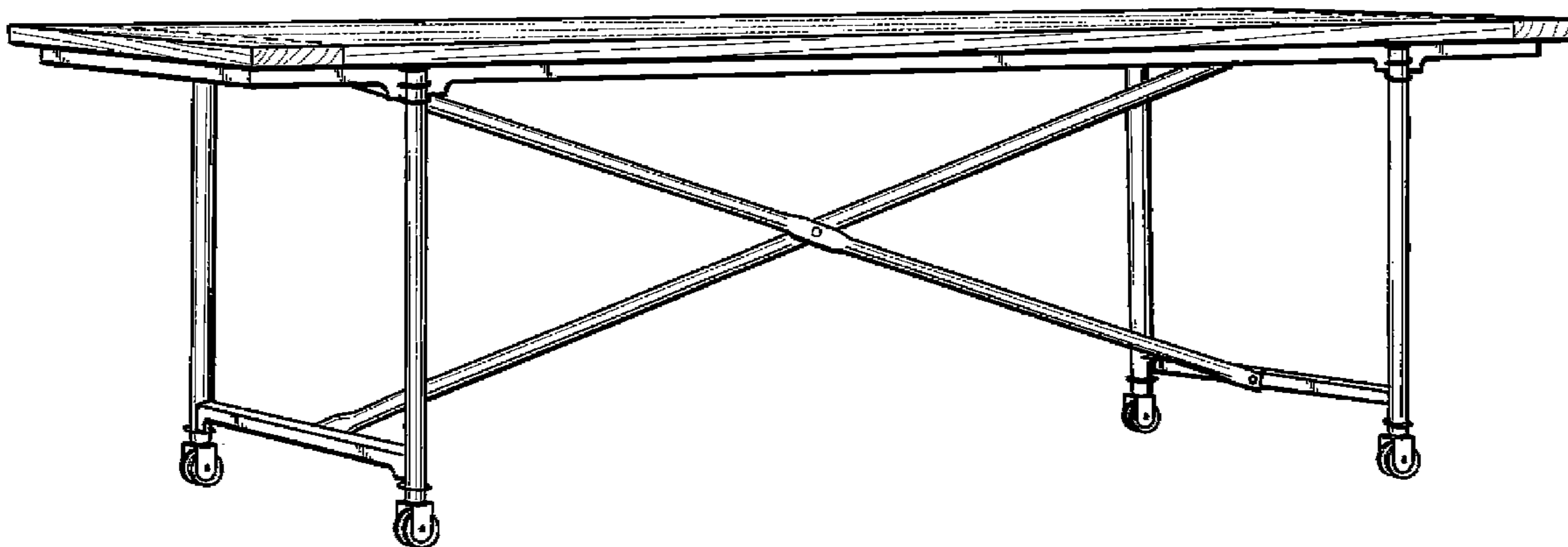
(57) **CLAIM**

The ornamental design for a table, as shown and described.

DESCRIPTION

FIG. 1 is a perspective view of an embodiment of a table showing my new design;
 FIG. 2 is a top view thereof;
 FIG. 3 is a front elevation view thereof; and,
 FIG. 4 is a left side elevational view (right side elevational view is a mirror image thereof).
 The broken lines are for environmental purposes only and form no part of the claimed design.

1 Claim, 3 Drawing Sheets



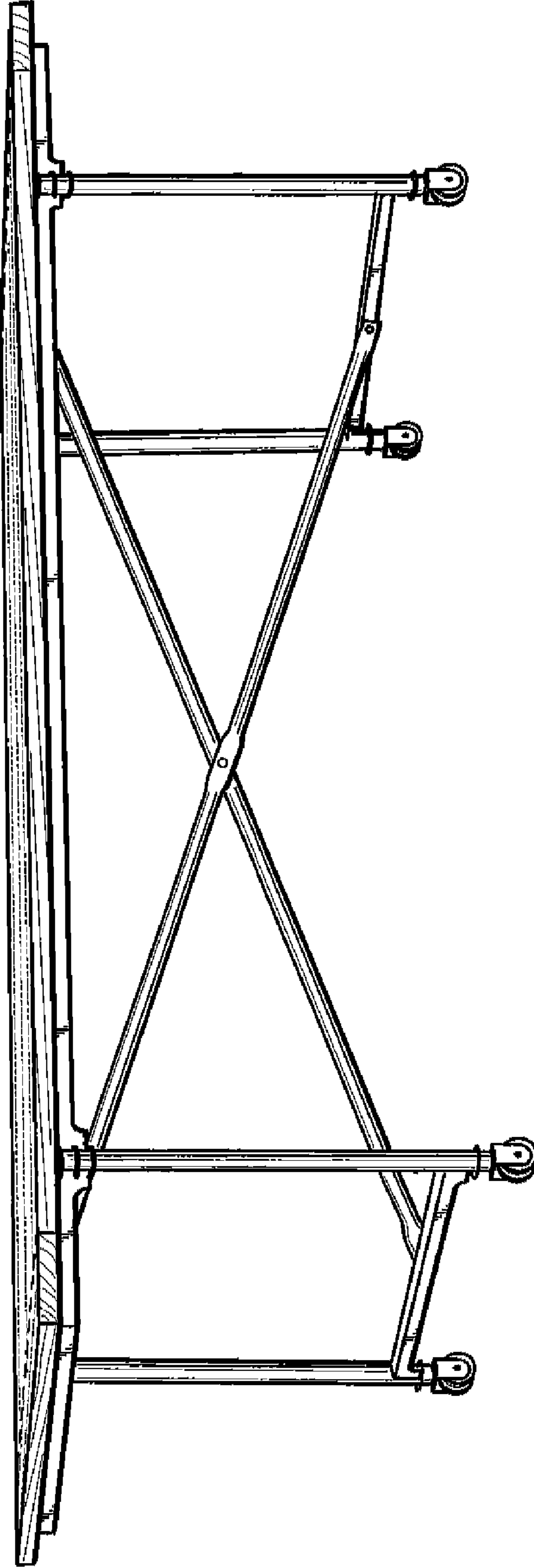


FIG. 1




FIG. 2

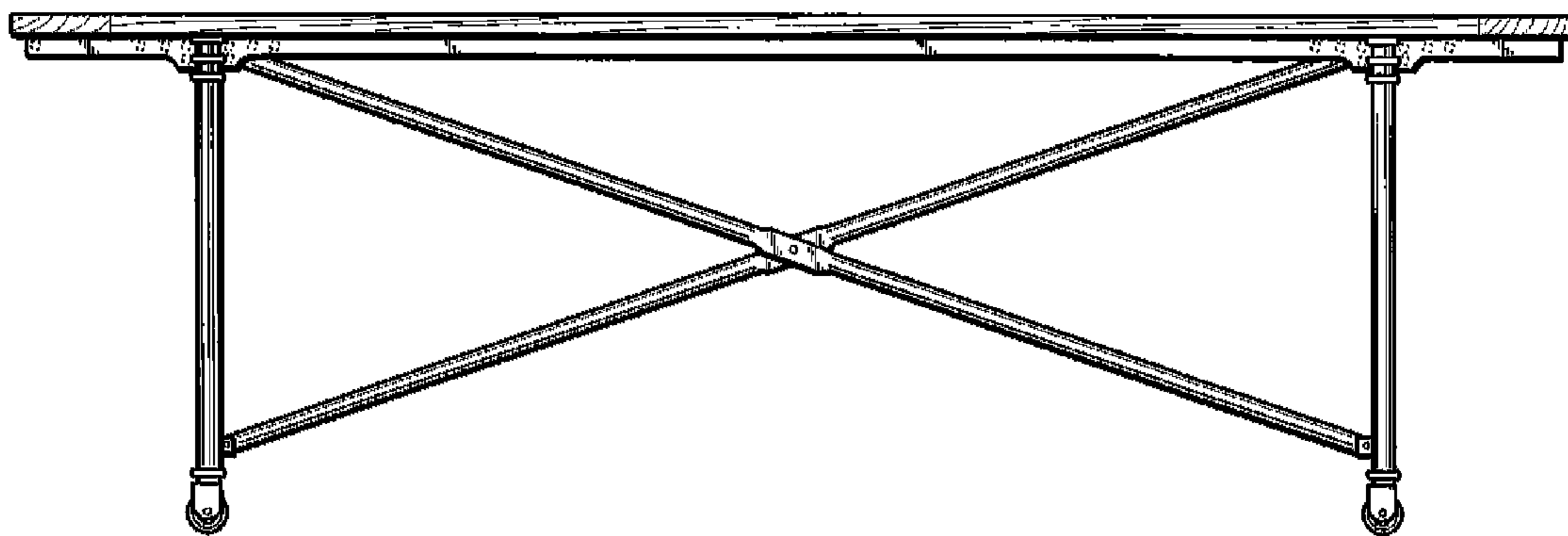


FIG. 3




FIG. 4