



US00D674201S

(12) **United States Design Patent**  
**Sun et al.**

(10) **Patent No.:** **US D674,201 S**  
(45) **Date of Patent:** **\*\* Jan. 15, 2013**

(54) **DISPLAY STAND**

D522,539 S \* 6/2006 Debontridder ..... D15/81  
D534,553 S \* 1/2007 Kalman ..... D15/81  
D589,537 S \* 3/2009 Terada et al. .... D15/81

(75) Inventors: **Tao Sun**, Beijing (CN); **Ying Feng**,  
Beijing (CN); **Bruno (Mathieu)**  
**Dasque**, Beijing (CN)

\* cited by examiner

(73) Assignee: **The Procter & Gamble Company**,  
Cincinnati, OH (US)

*Primary Examiner* — Philip S Hyder  
*Assistant Examiner* — Sydney Buffalow

(\*\*) Term: **14 Years**

(74) *Attorney, Agent, or Firm* — Tiffany M Zerby; Gary J  
Foose

(21) Appl. No.: **29/397,345**

(57) **CLAIM**  
The ornamental design for display stand, as shown and  
described.

(22) Filed: **Jul. 14, 2011**

**DESCRIPTION**

(51) **LOC (9) Cl.** ..... **06-04**

(52) **U.S. Cl.** ..... **D6/340**

(58) **Field of Classification Search** ..... D6/396,  
D6/449, 397, 402, 432, 436, 450, 471; D15/81;  
211/13.1; 312/116, 236, 400–406

FIG. 1 is a display stand embodying our new design;  
FIG. 2 is a front view thereof;  
FIG. 3 is a back view thereof;  
FIG. 4 is a left side view thereof;  
FIG. 5 is a right side view thereof;  
FIG. 6 is a top plan view thereof; and,  
FIG. 7 is a bottom view thereof.

See application file for complete search history.

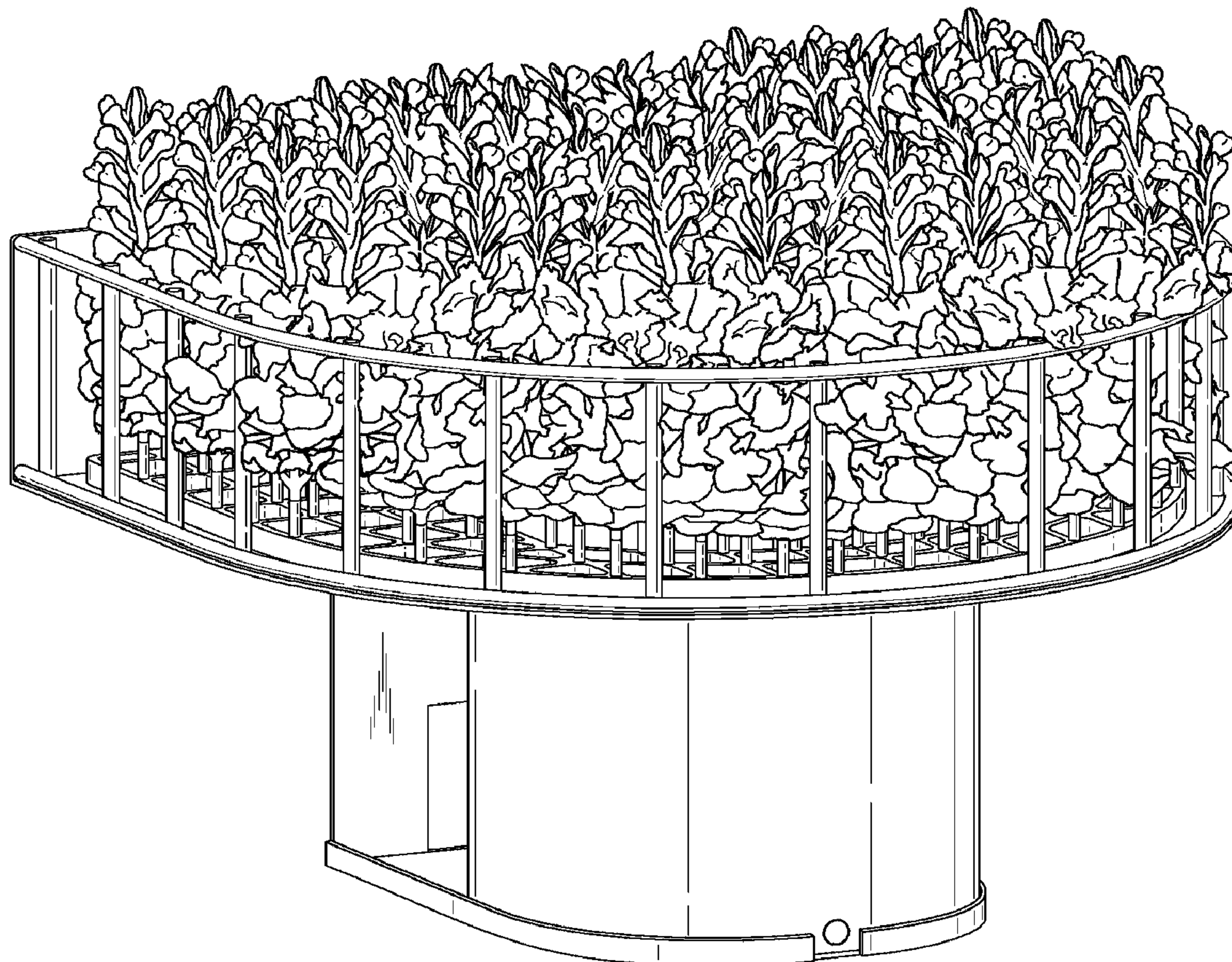
The broken lines shown in the drawings are for illustrative  
purposes only and form no part of the claimed design.

(56) **References Cited**

**U.S. PATENT DOCUMENTS**

D440,432 S \* 4/2001 Topper et al. .... D6/471  
D522,023 S \* 5/2006 Debontridder ..... D15/81

**1 Claim, 5 Drawing Sheets**






Fig. 1




Fig. 2

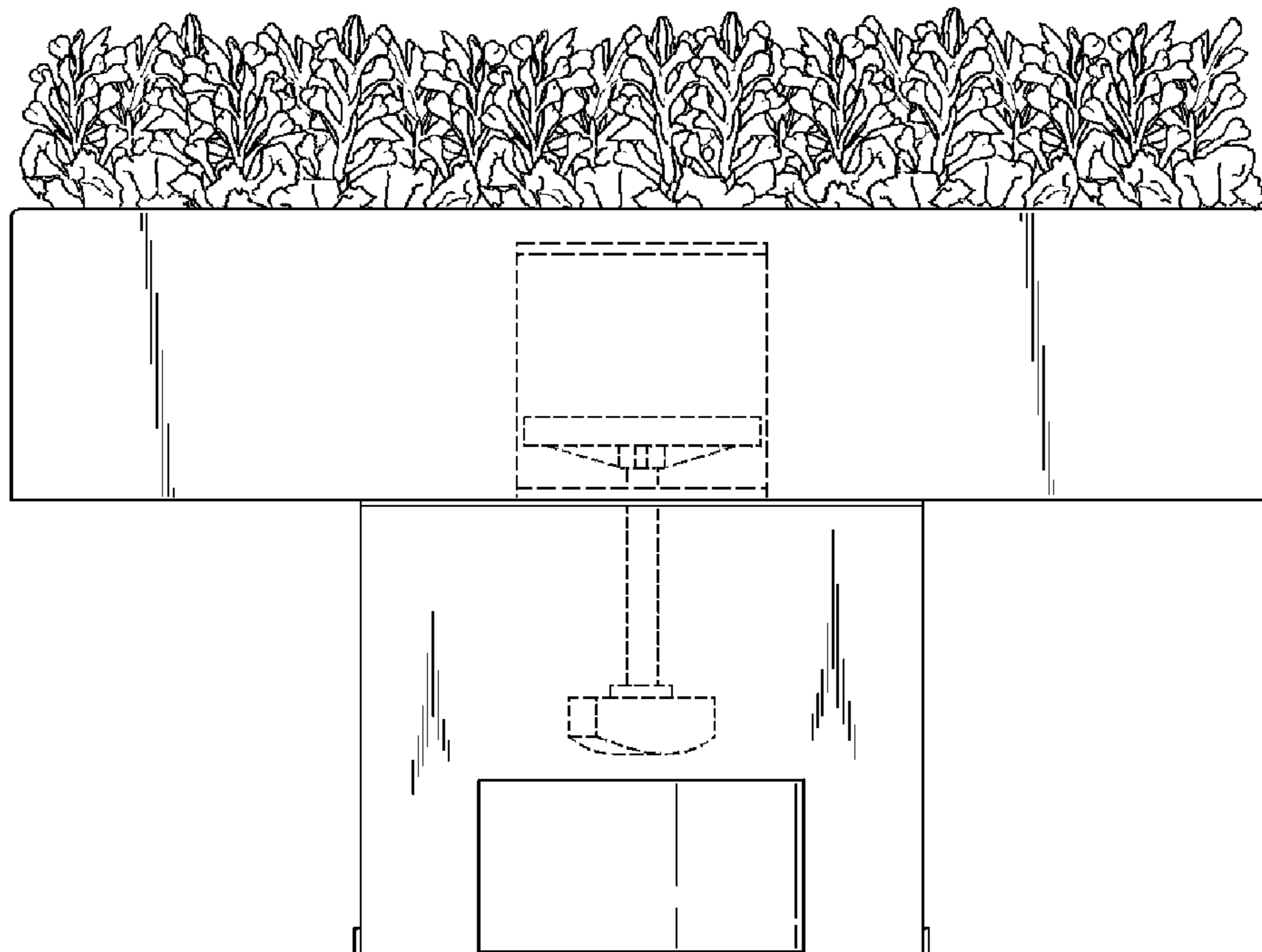


Fig. 3




Fig. 4




Fig. 5

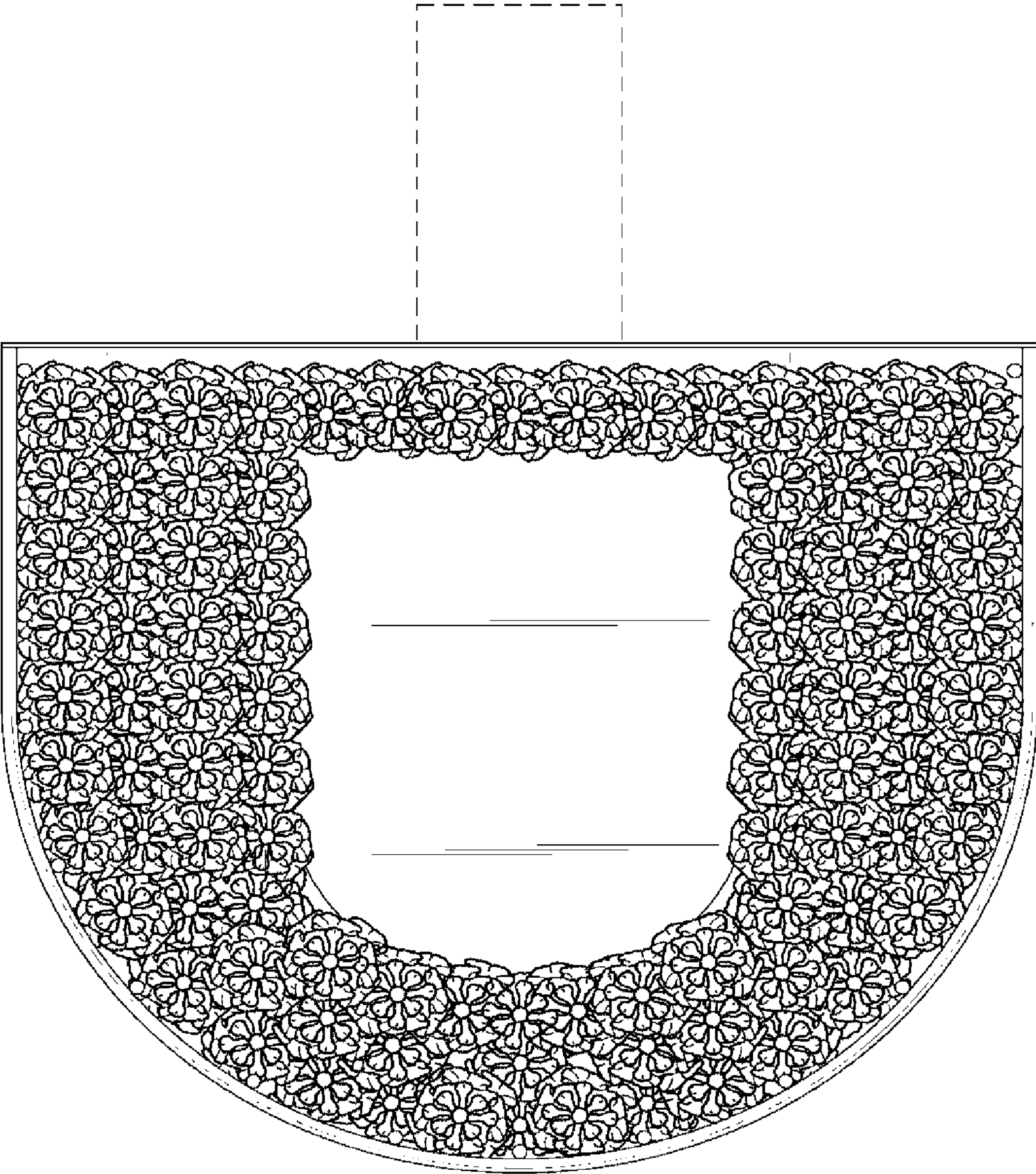


Fig. 6

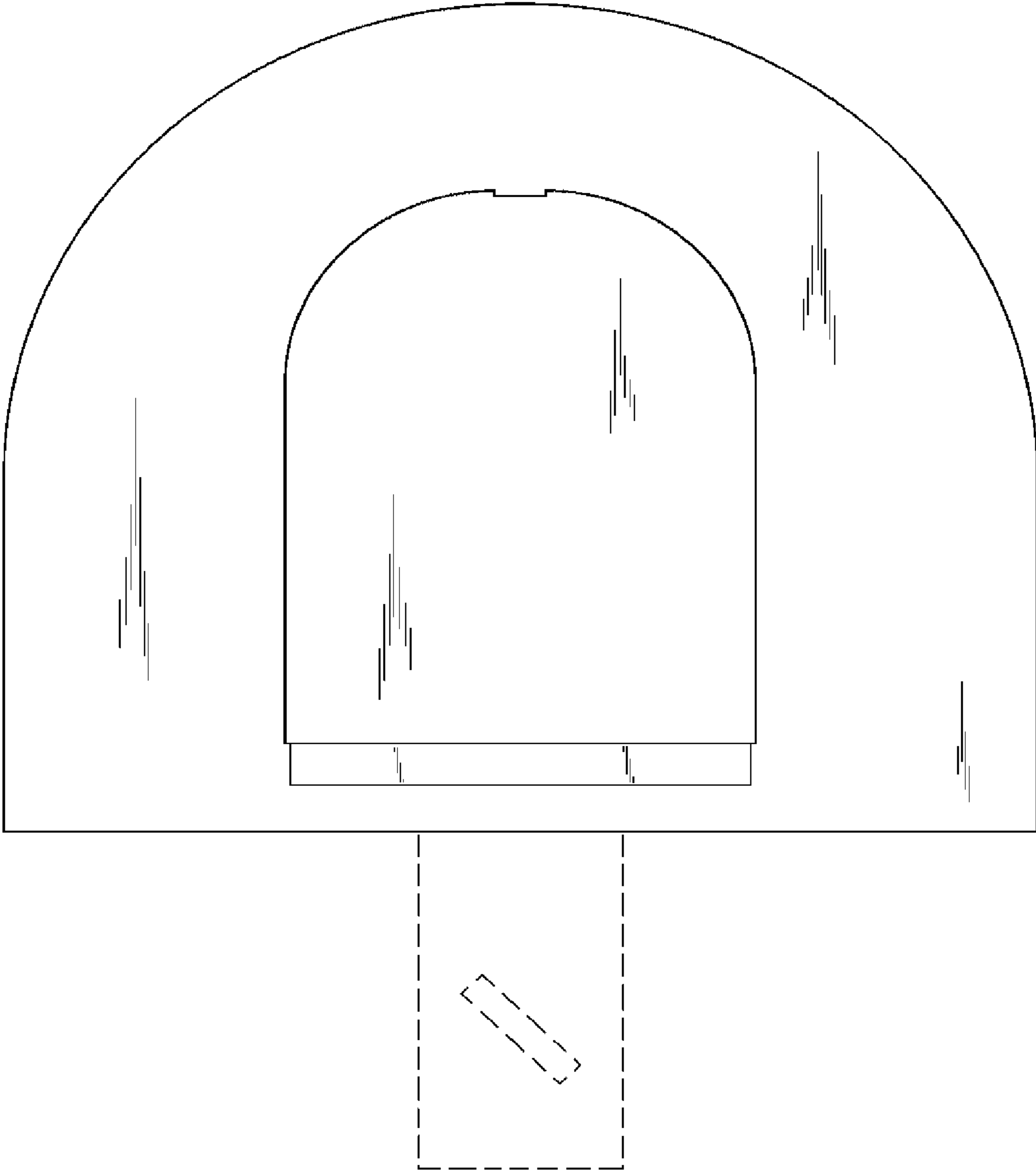


Fig. 7