



US00D674190S

(12) **United States Design Patent**
Wijerama et al.

(10) **Patent No.:** **US D674,190 S**

(45) **Date of Patent:** **** Jan. 15, 2013**

(54) **FRIENDSHIP BRACELET MAKER**

(75) Inventors: **Roshan Wijerama**, Chester, NJ (US);
Azhelle Ashley Wade, Brooklyn, NY
(US); **Mary Josephine Feliciano**,
Clifton, NJ (US); **Emmanuel Riego**
Valdez, Jr., Springfield, NJ (US)

(73) Assignee: **Horizon Group USA, Inc.**, Warren, NJ
(US)

(**) Term: **14 Years**

(21) Appl. No.: **29/418,649**

(22) Filed: **Apr. 19, 2012**

(51) **LOC (9) Cl.** **03-01**

(52) **U.S. Cl.** **D3/271.1**

(58) **Field of Classification Search** D3/271.1,
D3/901, 903, 270, 302; D28/79; 206/6.1,
206/19, 457; D9/629

See application file for complete search history.

(56) **References Cited**

U.S. PATENT DOCUMENTS

D162,923 S * 4/1951 Barbieri D9/629
D228,772 S * 10/1973 Hicks D21/340
D252,775 S * 8/1979 Stoffel D99/34
D508,166 S * 8/2005 Liu D3/271.1

D534,724 S * 1/2007 Dolgonos D3/270
D557,896 S * 12/2007 Duchaine D3/271.1
D590,594 S * 4/2009 Nathanson D3/271.1
D611,656 S * 3/2010 Lai D28/79
D650,582 S * 12/2011 Jamtlid D3/271.1

* cited by examiner

Primary Examiner — Cynthia Ramirez

(74) *Attorney, Agent, or Firm* — Robert P. Michal; Lucas &
Mercanti, LLP

(57) **CLAIM**

The ornamental design for a friendship bracelet maker, shown
and described.

DESCRIPTION

FIG. 1 is a front perspective view of the friendship bracelet
maker showing our new design;
FIG. 2 is a front plan view thereof;
FIG. 3 is a bottom view thereof;
FIG. 4 is a left side view thereof, the right side being a mirror
thereof;
FIG. 5 is a top side view thereof; and,
FIG. 6 is a rear view thereof.

The broken lines in the figures are included for the purpose of
illustrating portions of the friendship bracelet maker and form
no part of the claimed design.

1 Claim, 6 Drawing Sheets

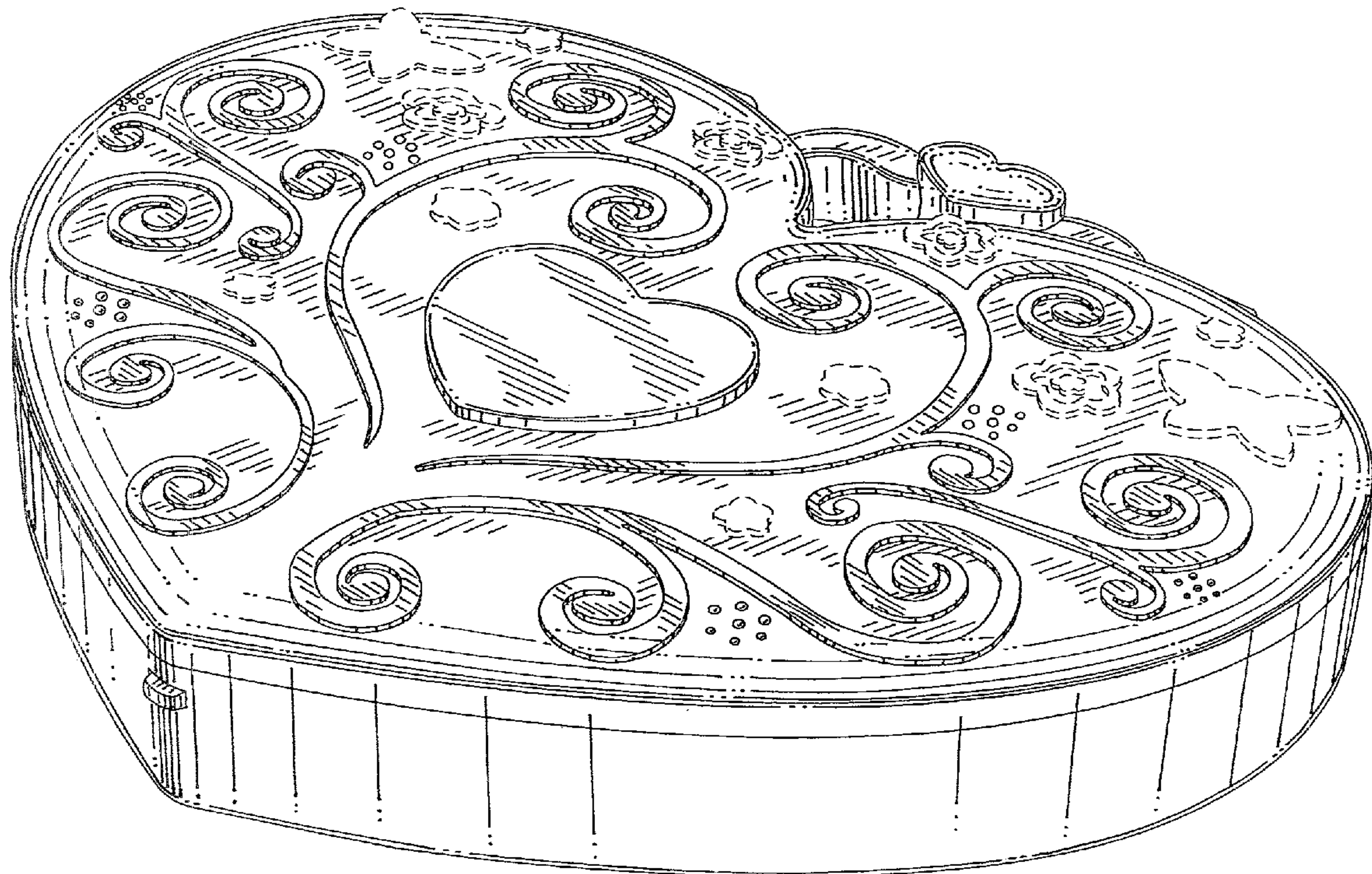
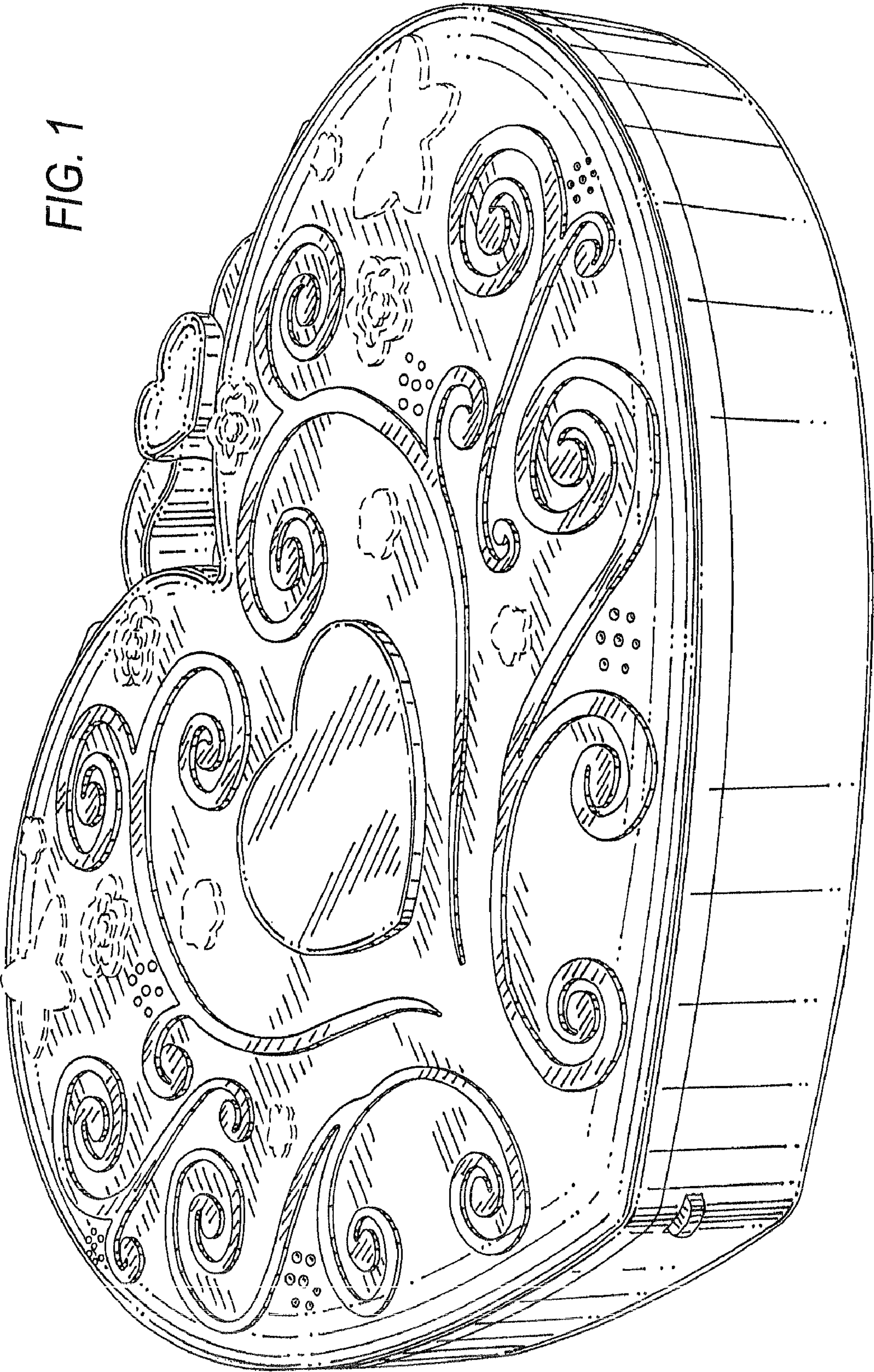


FIG. 1






FIG. 2

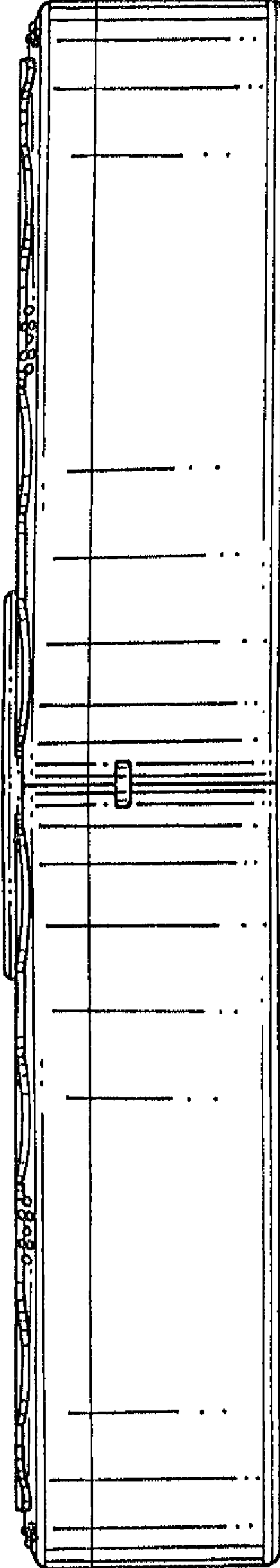


FIG. 3

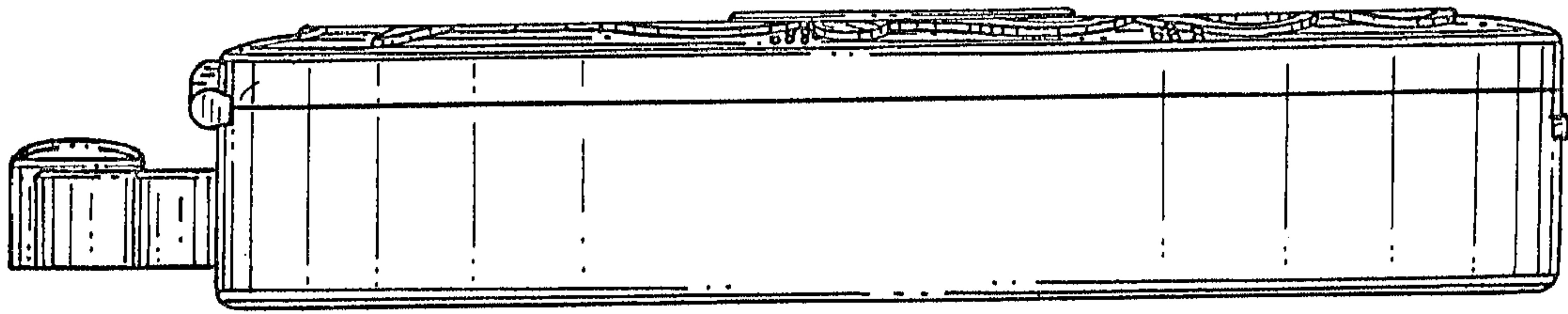


FIG. 4

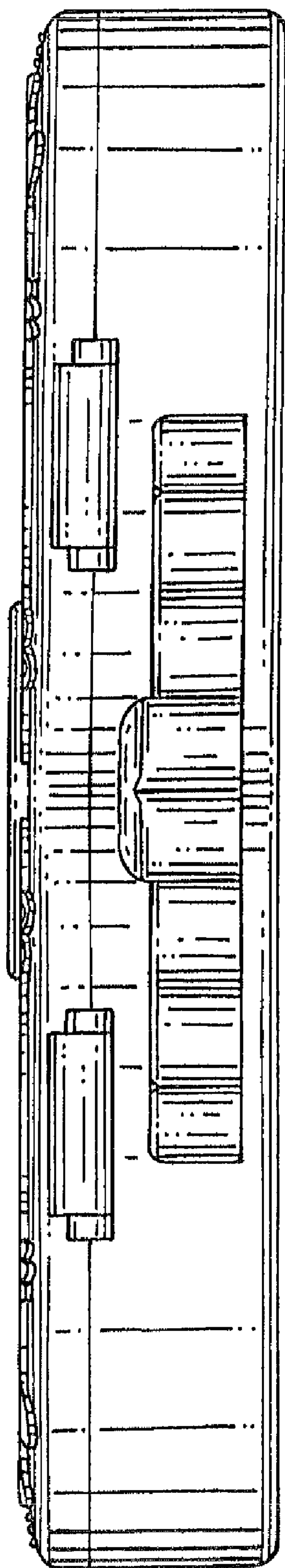


FIG. 5

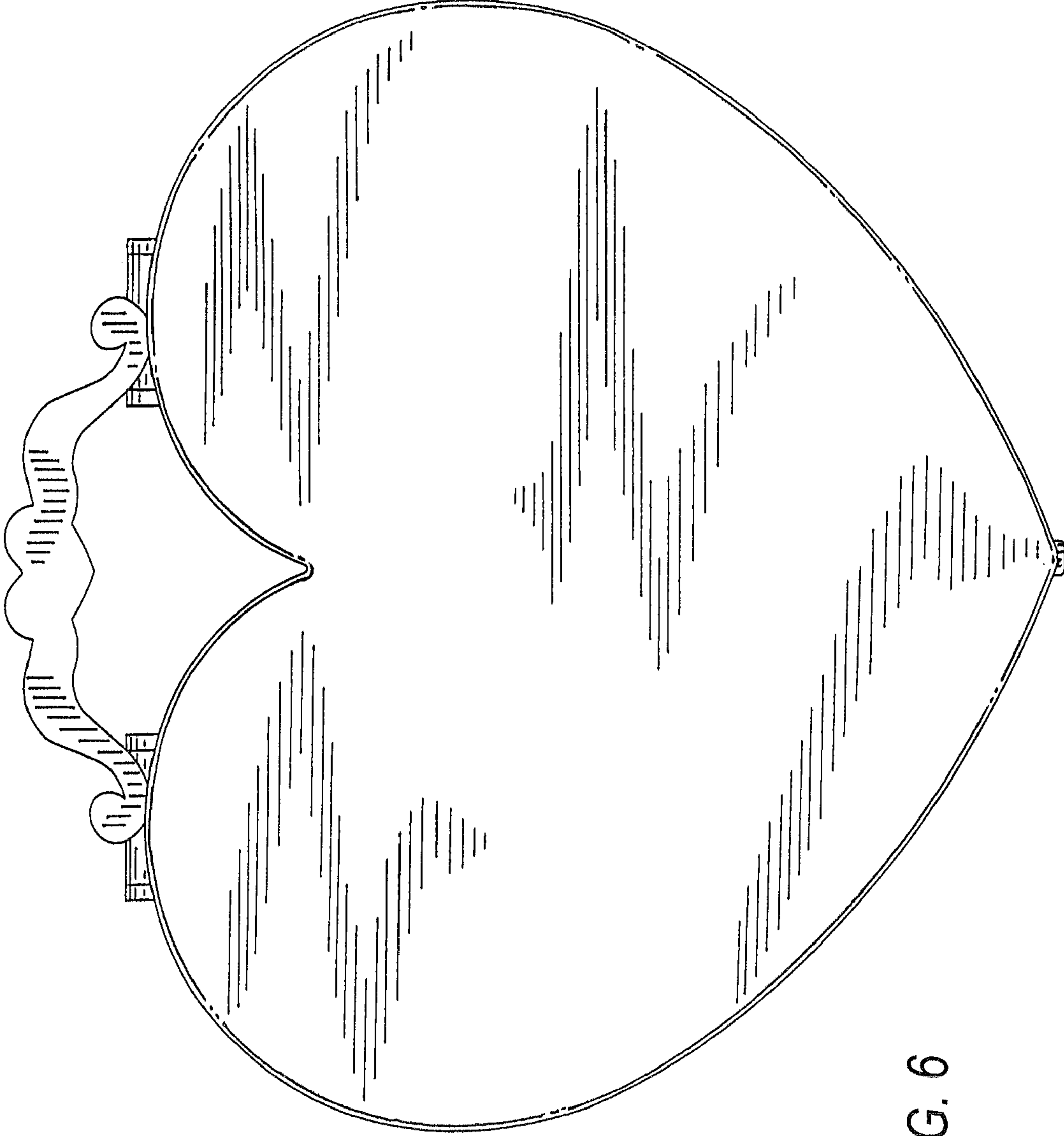


FIG. 6