



US00D674176S

(12) **United States Design Patent**
McClaskie

(10) **Patent No.:** **US D674,176 S**
(45) **Date of Patent:** **** Jan. 15, 2013**

- (54) **SHOE**
 - (75) Inventor: **Thomas E. McClaskie**, Bethlehem, PA (US)
 - (73) Assignee: **Columbia Insurance Company**, Omaha, NE (US)
 - (**) Term: **14 Years**
 - (21) Appl. No.: **29/423,003**
 - (22) Filed: **May 25, 2012**
 - (51) **LOC (9) Cl.** **02-04**
 - (52) **U.S. Cl.** **D2/952; D2/950; D2/951**
 - (58) **Field of Classification Search** D2/902, D2/906, 908, 916, 918, 925, 946-962, 977; 36/3 B, 22 R, 24.5, 25 R, 28, 32 R, 34 R, 36/59 C, 67 A, 103
- See application file for complete search history.

| | | | | |
|--------------|---------|-----------|-------|--------|
| D609,887 S * | 2/2010 | McClaskie | | D2/952 |
| D611,235 S * | 3/2010 | McClaskie | | D2/952 |
| D622,489 S | 8/2010 | McClaskie | | |
| D624,738 S | 10/2010 | McClaskie | | |
| D625,907 S | 10/2010 | McClaskie | | |
| D625,908 S * | 10/2010 | McClaskie | | D2/952 |
| D626,318 S | 11/2010 | McClaskie | | |
| D626,732 S | 11/2010 | McClaskie | | |
| D627,548 S * | 11/2010 | McClaskie | | D2/952 |
| D628,370 S * | 12/2010 | McClaskie | | D2/952 |
| D653,434 S * | 2/2012 | McClaskie | | D2/952 |
| D662,294 S * | 6/2012 | McClaskie | | D2/951 |

* cited by examiner

Primary Examiner — T. Chase Nelson

(74) *Attorney, Agent, or Firm* — IP Attorneys Group, LLC

(57) **CLAIM**

The ornamental design for a shoe, as shown and described.

DESCRIPTION

FIG. 1 is a bottom perspective view of a shoe in accordance with the new design;
 FIG. 2 is a bottom view thereof;
 FIG. 3 is a top view thereof;
 FIG. 4 is a left side view thereof;
 FIG. 5 is a right side view thereof;
 FIG. 6 is a front view thereof; and,
 FIG. 7 is a rear view thereof.

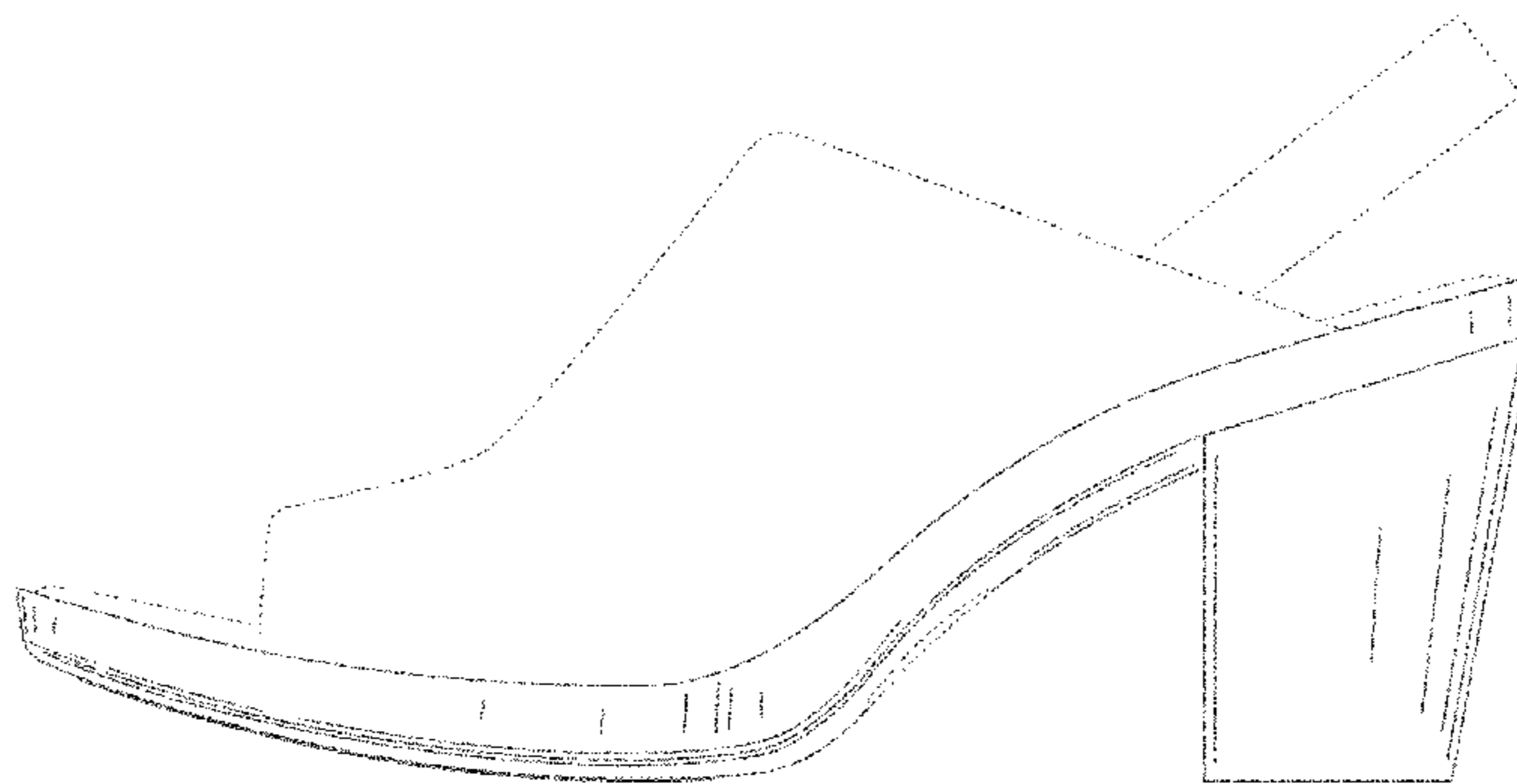
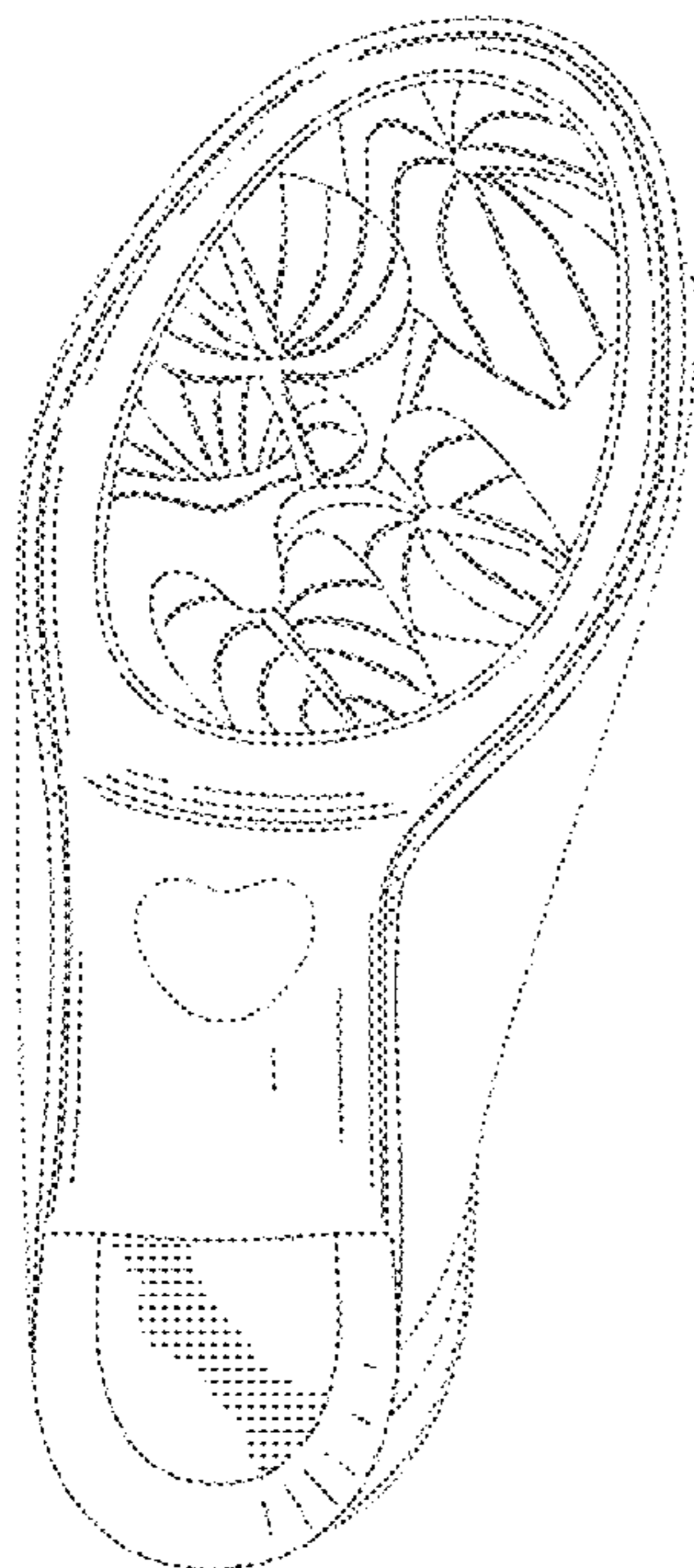
The shoe upper shown in broken lines in FIGS. 1-7 is for environmental purposes only and forms no part of the claimed design. The broken lines shown in each arch area of FIGS. 1, 2, 4 and 5 represent boundaries of the design with the lines themselves and the areas within them forming no part of the claimed design.

1 Claim, 7 Drawing Sheets

(56) **References Cited**

U.S. PATENT DOCUMENTS

| | | | | |
|--------------|---------|-----------|-------|--------|
| D542,015 S * | 5/2007 | McClaskie | | D2/952 |
| D555,338 S * | 11/2007 | McClaskie | | D2/952 |
| D557,883 S * | 12/2007 | McClaskie | | D2/952 |
| D587,438 S * | 3/2009 | McClaskie | | D2/952 |
| D591,941 S * | 5/2009 | McClaskie | | D2/952 |
| D591,942 S * | 5/2009 | McClaskie | | D2/952 |
| D593,288 S * | 6/2009 | Issler | | D2/952 |
| D593,289 S * | 6/2009 | McClaskie | | D2/952 |
| D594,192 S * | 6/2009 | Issler | | D2/952 |
| D599,090 S * | 9/2009 | McClaskie | | D2/952 |
| D600,433 S * | 9/2009 | Issler | | D2/952 |
| D603,593 S | 11/2009 | McClaskie | | |
| D608,993 S * | 2/2010 | McClaskie | | D2/952 |
| D608,996 S * | 2/2010 | McClaskie | | D2/952 |



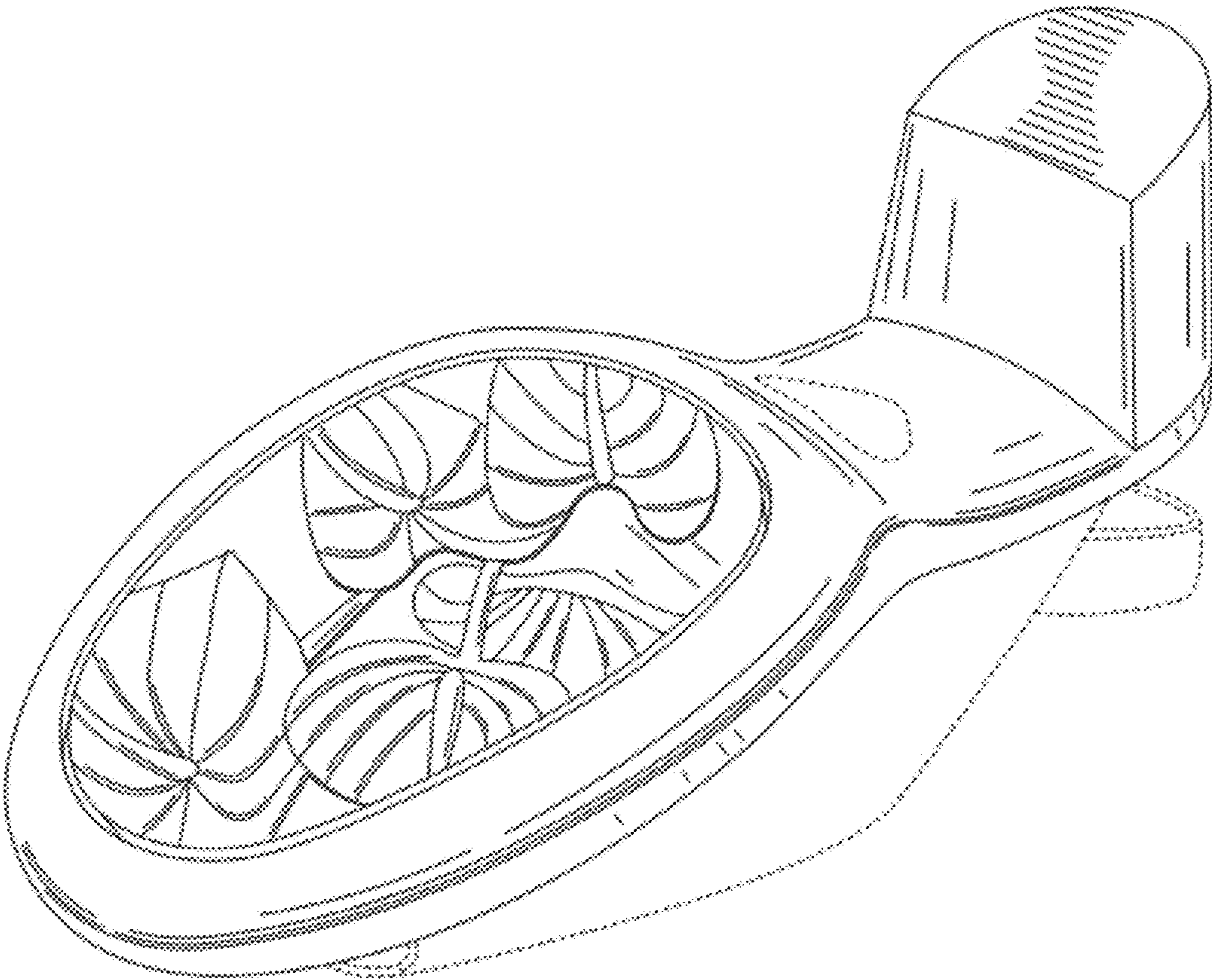


FIG. 1

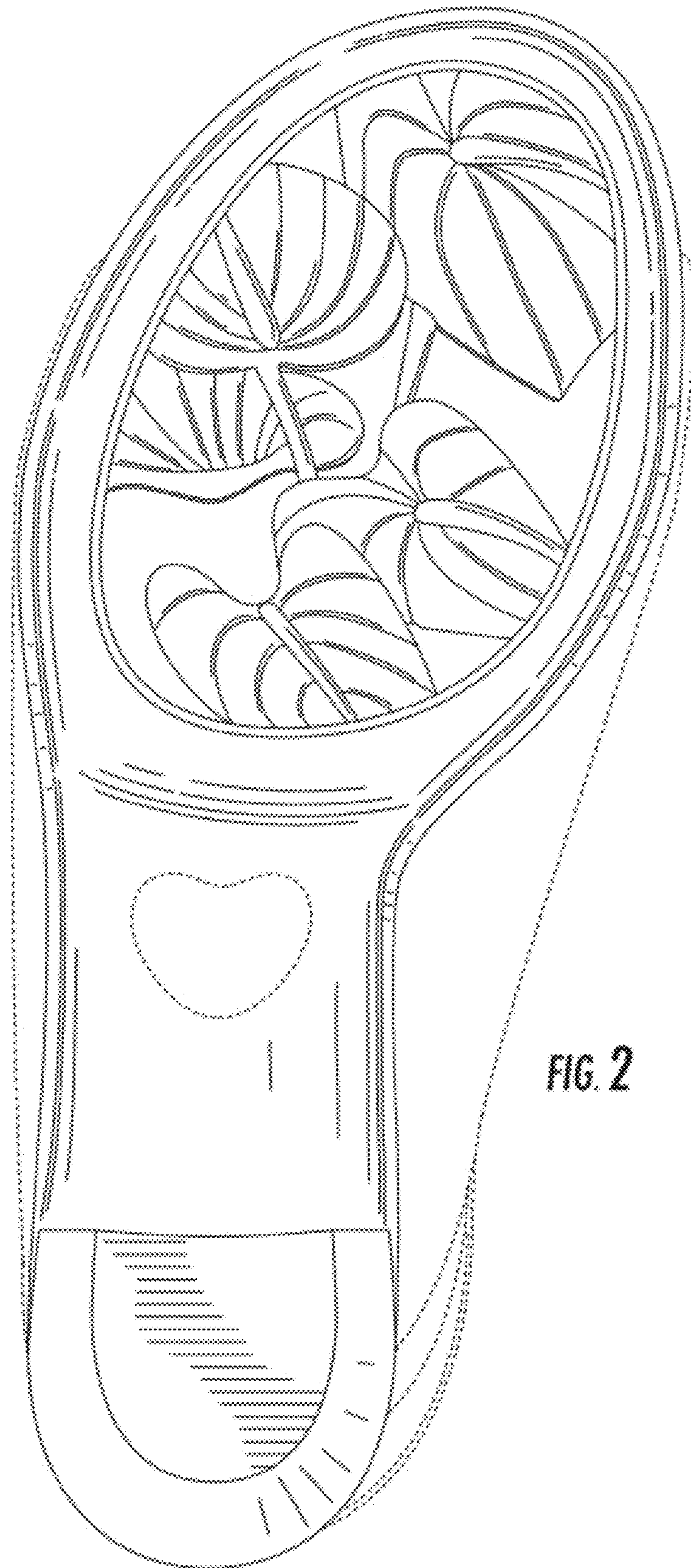


FIG. 2




FIG. 3

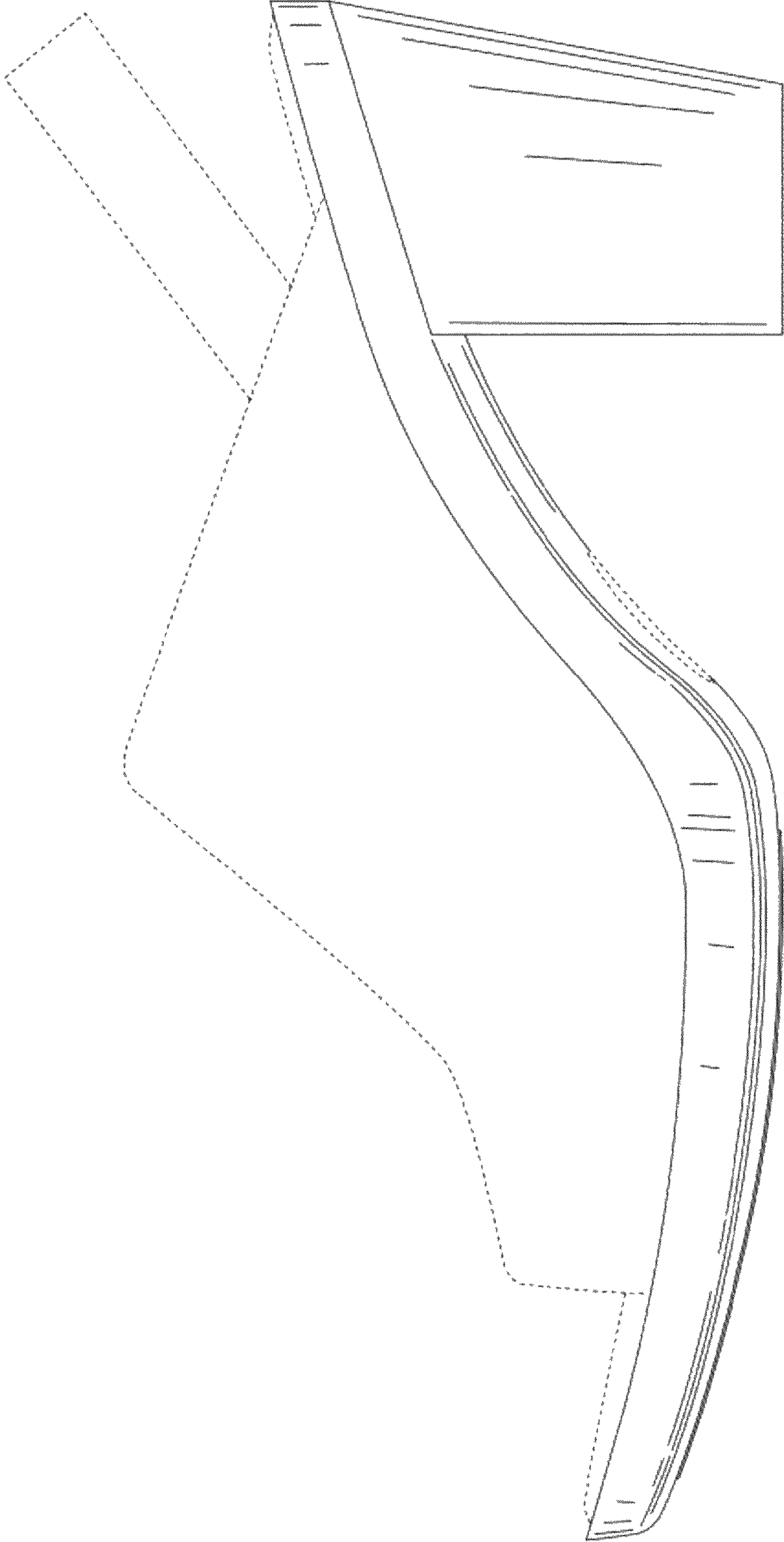


FIG. 4

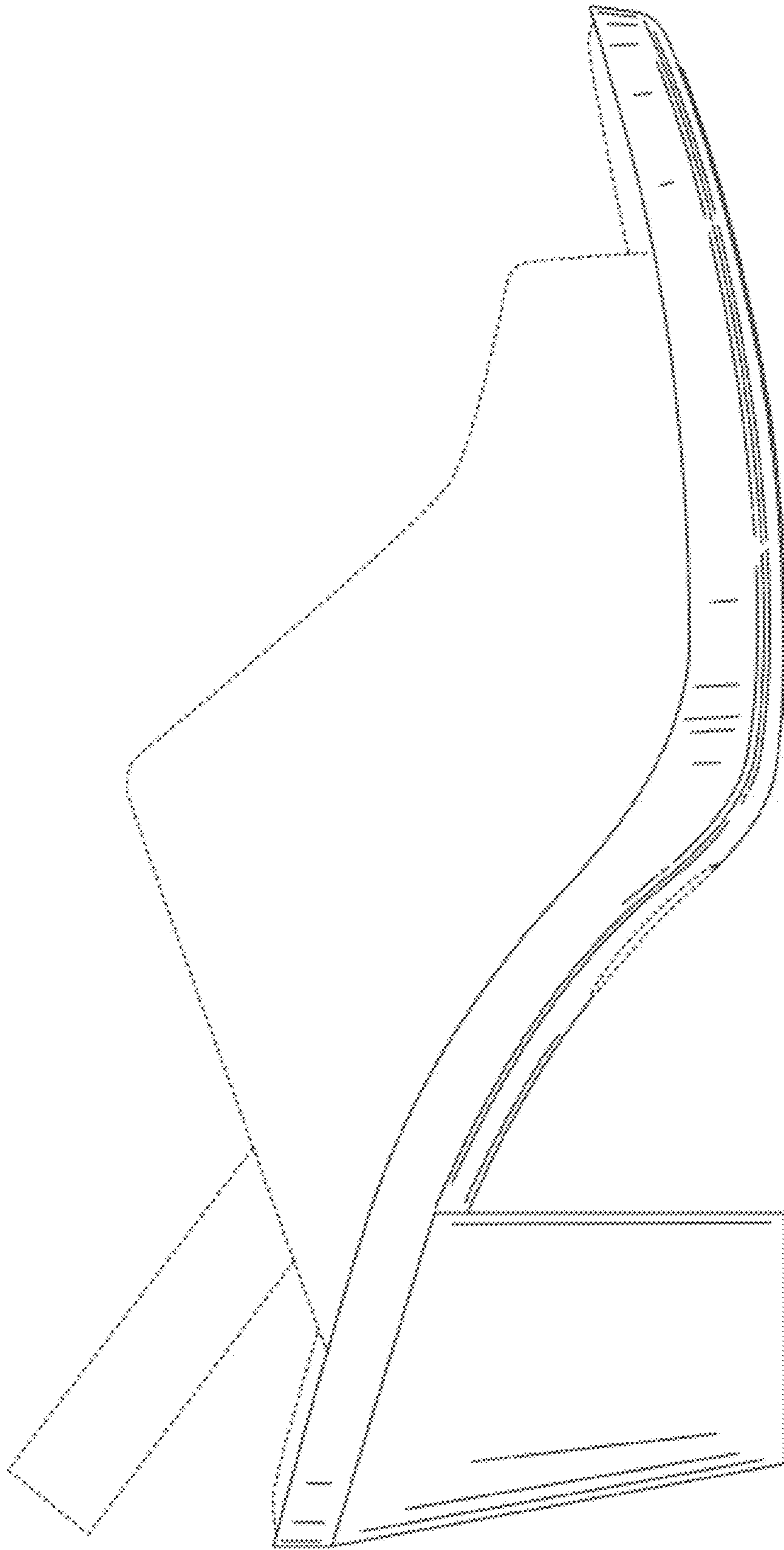


FIG. 5

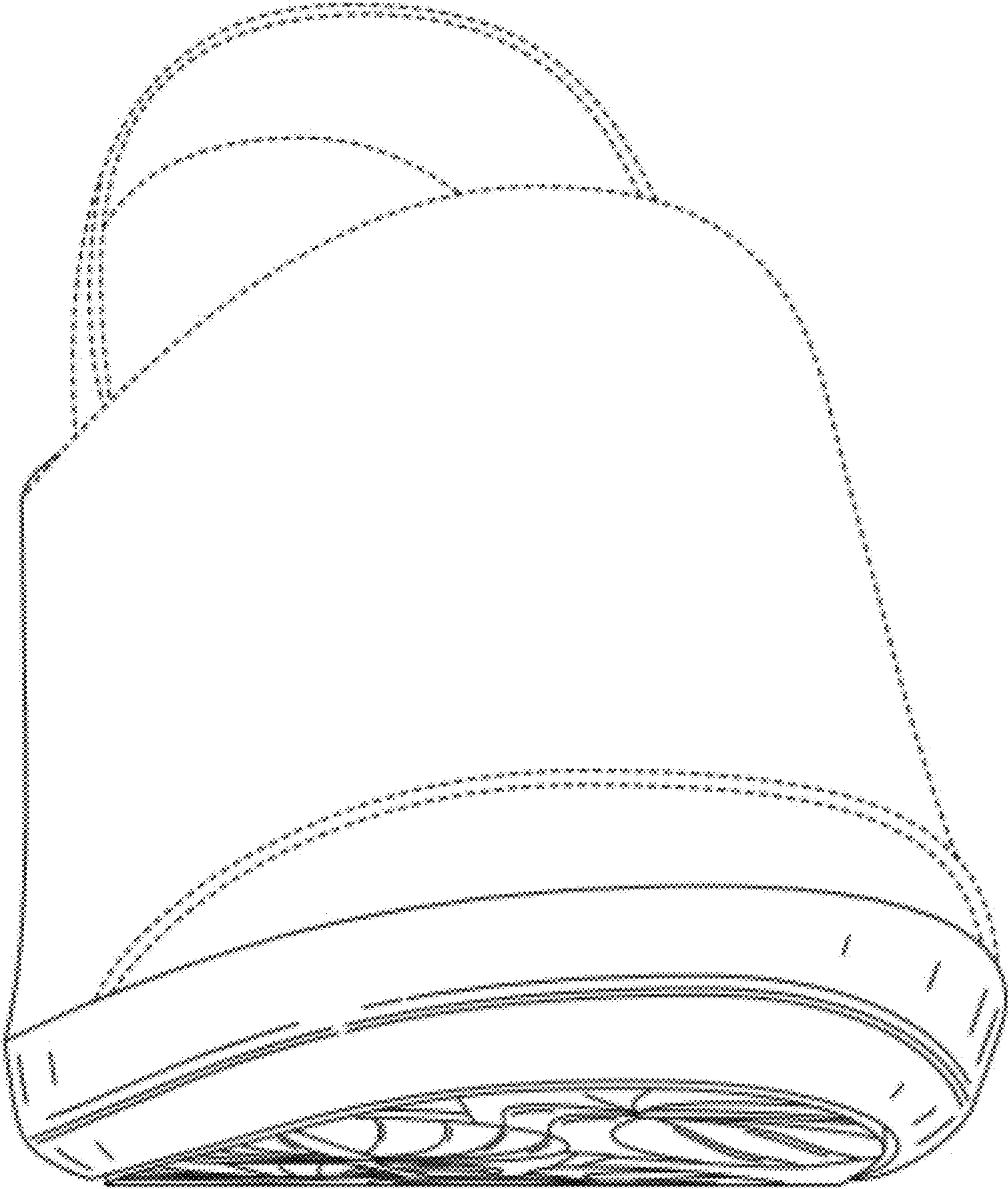


FIG. 6

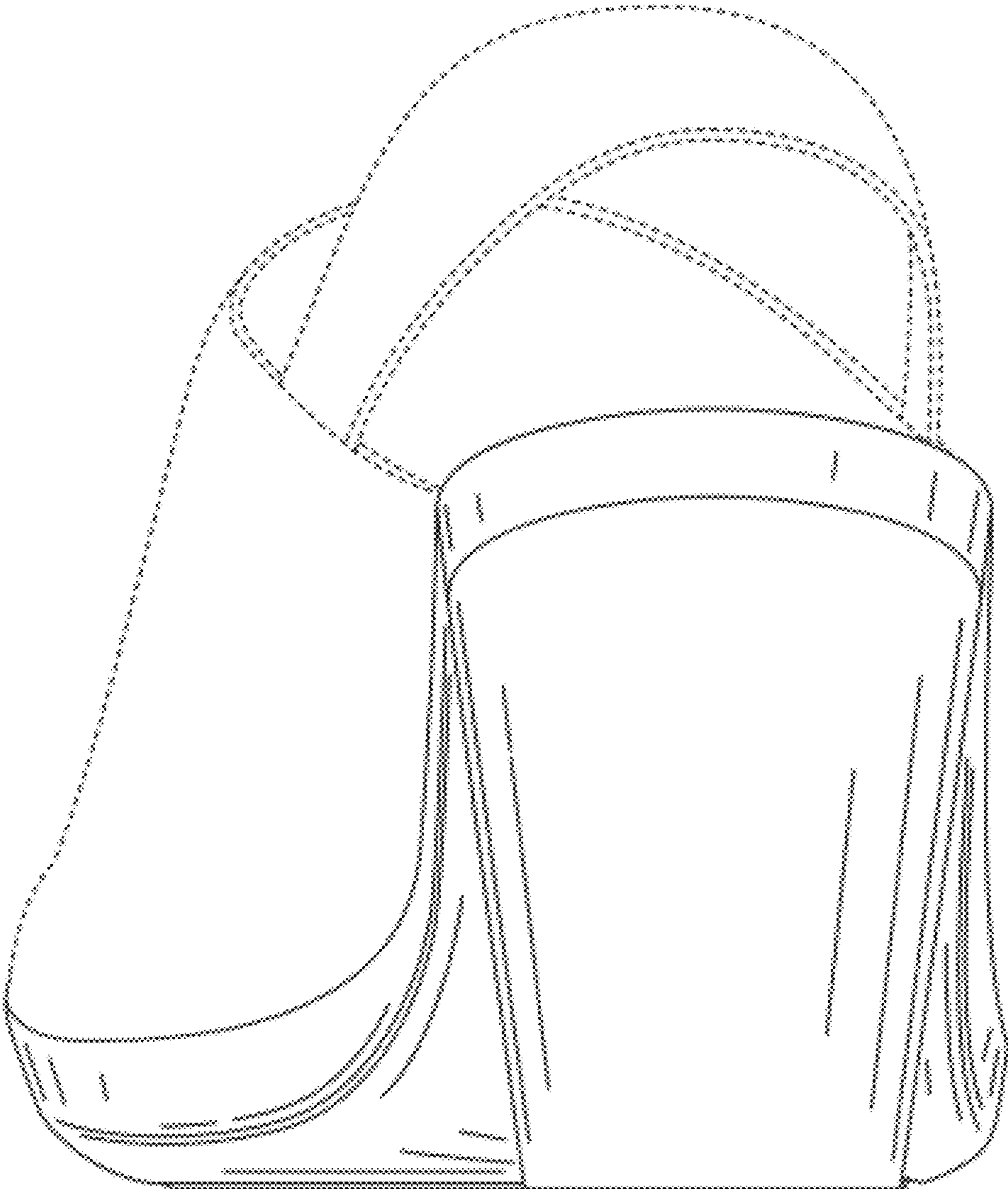


FIG. 7