



US00D674164S

(12) **United States Design Patent**
Tornel Leños

(10) **Patent No.:** **US D674,164 S**
(45) **Date of Patent:** **** Jan. 8, 2013**

(54) **PALLET FRAME**

(76) Inventor: **Gerardo Tornel Leños**, Tlajomulco de
Zuñiga (MX)

(**) Term: **14 Years**

(21) Appl. No.: **29/401,241**

(22) Filed: **Sep. 9, 2011**

(30) **Foreign Application Priority Data**

Jun. 23, 2011 (MX) MX/f/2011/002051

(51) **LOC (9) Cl.** **09-08**

(52) **U.S. Cl.** **D34/38**

(58) **Field of Classification Search** D34/38;
108/55.1, 51.11, 51.3, 52.1, 53.1, 53.5, 57.18,
108/57.19

See application file for complete search history.

(56) **References Cited**

U.S. PATENT DOCUMENTS

2,625,355	A *	1/1953	Adams	108/52.1
2,950,078	A *	8/1960	Phillips	108/53.1
3,165,078	A *	1/1965	White	108/51.3
3,204,583	A *	9/1965	Nicholson	108/51.11
3,348,723	A *	10/1967	Wilson	220/6
3,565,018	A *	2/1971	Jay	108/53.1
3,677,200	A *	7/1972	Coccagna et al.	108/53.5
3,855,944	A *	12/1974	Skubic et al.	108/53.5
4,220,099	A *	9/1980	Marchesano	108/57.19
4,230,051	A *	10/1980	Mays	108/55.1
D267,386	S *	12/1982	Kneale, III	D7/388
4,369,716	A *	1/1983	Munk et al.	108/57.28
D301,079	S *	5/1989	DePew	D34/38
D306,226	S *	2/1990	Jirucha	D34/38
5,042,397	A *	8/1991	Fiedler	108/57.18
D320,296	S *	9/1991	Kraus	D34/38
5,249,699	A *	10/1993	Williams	220/571

5,476,048	A *	12/1995	Yamashita et al.	108/57.28
5,537,936	A *	7/1996	Cordrey	108/51.3
5,934,638	A *	8/1999	Provot	248/346.02
6,003,448	A *	12/1999	Skuse	108/51.11
6,260,487	B1 *	7/2001	Giorgio	108/51.11
D447,310	S *	8/2001	Pope et al.	D34/38
D453,057	S *	1/2002	Sewell	D34/38
6,513,888	B1 *	2/2003	Lucht	312/138.1
6,516,730	B1 *	2/2003	Mason	108/55.1
D583,524	S *	12/2008	Fling	D34/38
8,113,129	B1 *	2/2012	Hurley et al.	108/51.3
2004/0187745	A1 *	9/2004	Rojas et al.	108/51.11
2006/0065170	A1 *	3/2006	Chen	108/51.3
2006/0254474	A1 *	11/2006	Roth et al.	108/51.11
2006/0278137	A1 *	12/2006	Shimada	108/51.11
2008/0028998	A1 *	2/2008	Hedstrom	108/52.1
2010/0224103	A1 *	9/2010	Ho	108/51.3
2011/0094979	A1 *	4/2011	Lowery et al.	211/49.1
2011/0132237	A1 *	6/2011	Brandt et al.	108/51.11
2011/0303128	A1 *	12/2011	Linares	108/51.3
2012/0204767	A1 *	8/2012	Jian et al.	108/51.3
2012/0227639	A1 *	9/2012	Love	108/51.3

* cited by examiner

Primary Examiner — Cynthia Ramirez

(74) *Attorney, Agent, or Firm* — Steven O'Donnell


(57) **CLAIM**

The ornamental design for a pallet frame, as shown and described.

DESCRIPTION

FIG. 1 is a top plan view of my design;
FIG. 2 is a view of the longer side of the pallet frame, the parallel side is identical;
FIG. 3 is a perspective view of a pallet frame showing my new design; and,
FIG. 4 is a view of the shorter side of the pallet frame, the parallel side is identical.

1 Claim, 4 Drawing Sheets






Figure 1



Figure 2

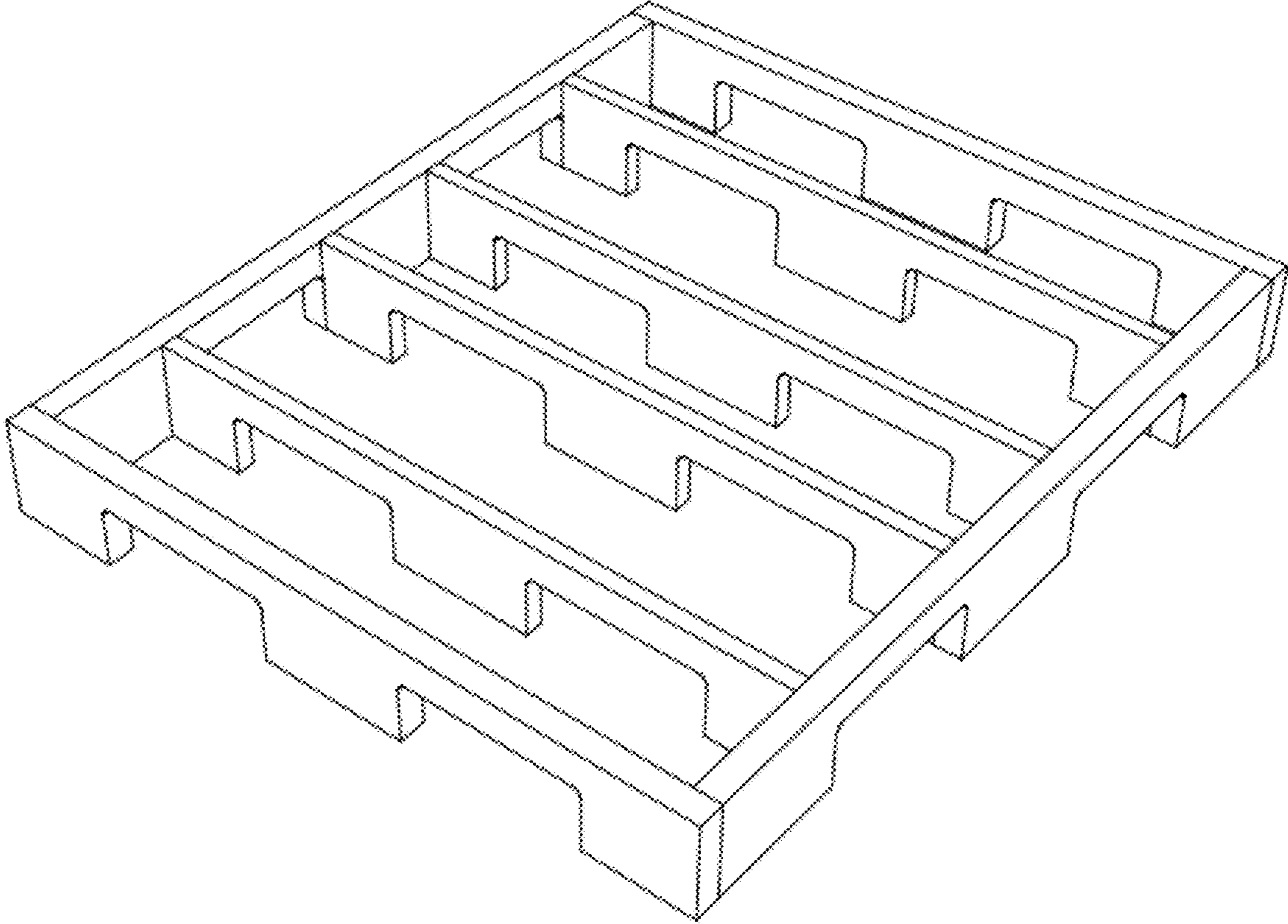


Figure 3




Figure 4