



US00D674130S

(12) **United States Design Patent**  
**Lee**

(10) **Patent No.:** **US D674,130 S**  
(45) **Date of Patent:** **\*\* Jan. 8, 2013**

(54) **GLASS BREAKING CAP FOR FLASHLIGHTS AND BATONS**

(76) Inventor: **Mei-Huey Lee, New Taipei (TW)**

(\*\*) Term: **14 Years**

(21) Appl. No.: **29/391,696**

(22) Filed: **May 12, 2011**

(51) **LOC (9) Cl.** ..... **26-99**

(52) **U.S. Cl.** ..... **D26/113**

(58) **Field of Classification Search** ..... D26/1,  
D26/2, 118, 113, 138, 119, 120, 121, 122,  
D26/76, 77, 75, 78, 85, 86, 89, 90, 62, 64,  
D26/65, 66, 63, 73, 72, 74, 68, 71, 28, 123,  
D26/124, 127, 128, 129, 134, 135, 132, 139,  
D26/154, 155, 152, 149, 148, 145, 143, 142,  
D26/140, 141, 153, 144, 91, 92, 29, 24, 25,  
D26/26, 8, 114, 37, 87; 362/202, 347, 349,  
362/362, 419, 96, 192, 145, 294, 326, 267,  
362/373, 249.01–249.12; D13/102, 179,  
D13/180; 463/47.2–47.9; D22/117; D8/105,  
D8/81

See application file for complete search history.

(56) **References Cited**

**U.S. PATENT DOCUMENTS**

786,040	A *	3/1905	Cilley et al.	362/102
1,179,611	A *	4/1916	McGuckin	463/47.4
1,211,465	A *	1/1917	Gowdey	362/208
3,106,398	A *	10/1963	Gowdey	463/47.2
4,052,063	A *	10/1977	Wong	463/47.6
D290,334	S *	6/1987	Reynolds, Jr.	D8/105
4,819,137	A *	4/1989	Hamilton	362/102
4,882,956	A *	11/1989	Lang	81/20
5,066,013	A *	11/1991	Kubota	119/801
D323,566	S *	1/1992	Woodgate	D26/63
5,165,782	A *	11/1992	Maglica et al.	362/208
5,339,229	A *	8/1994	Snyder	362/208
5,491,898	A *	2/1996	Riley	30/366
5,728,003	A *	3/1998	Hustad	463/47.2
D397,006	S *	8/1998	Coleman et al.	D8/14

5,941,629	A *	8/1999	Tuscher	362/253
D413,781	S *	9/1999	Wong	D8/81
D418,102	S *	12/1999	Schehr	D12/213
D420,269	S *	2/2000	Ben-Moshe	D8/81
6,036,332	A *	3/2000	Antal	362/119
6,139,165	A *	10/2000	Crowe	362/102
6,199,997	B1 *	3/2001	Outsen et al.	362/109
6,386,726	B1 *	5/2002	Macierowski et al.	362/102
6,499,855	B1 *	12/2002	Kukuk	362/102
6,526,875	B1 *	3/2003	Dzbinski	99/339
D472,444	S *	4/2003	Gesheit	D8/81
D476,874	S *	7/2003	Kim	D8/81
6,666,566	B1 *	12/2003	Uke	362/202
D490,762	S *	6/2004	Layman	D12/213
6,786,368	B2 *	9/2004	Cellini et al.	222/609

(Continued)

*Primary Examiner* — Kevin Rudzinski

(74) *Attorney, Agent, or Firm* — Bacon & Thomas, PLLC

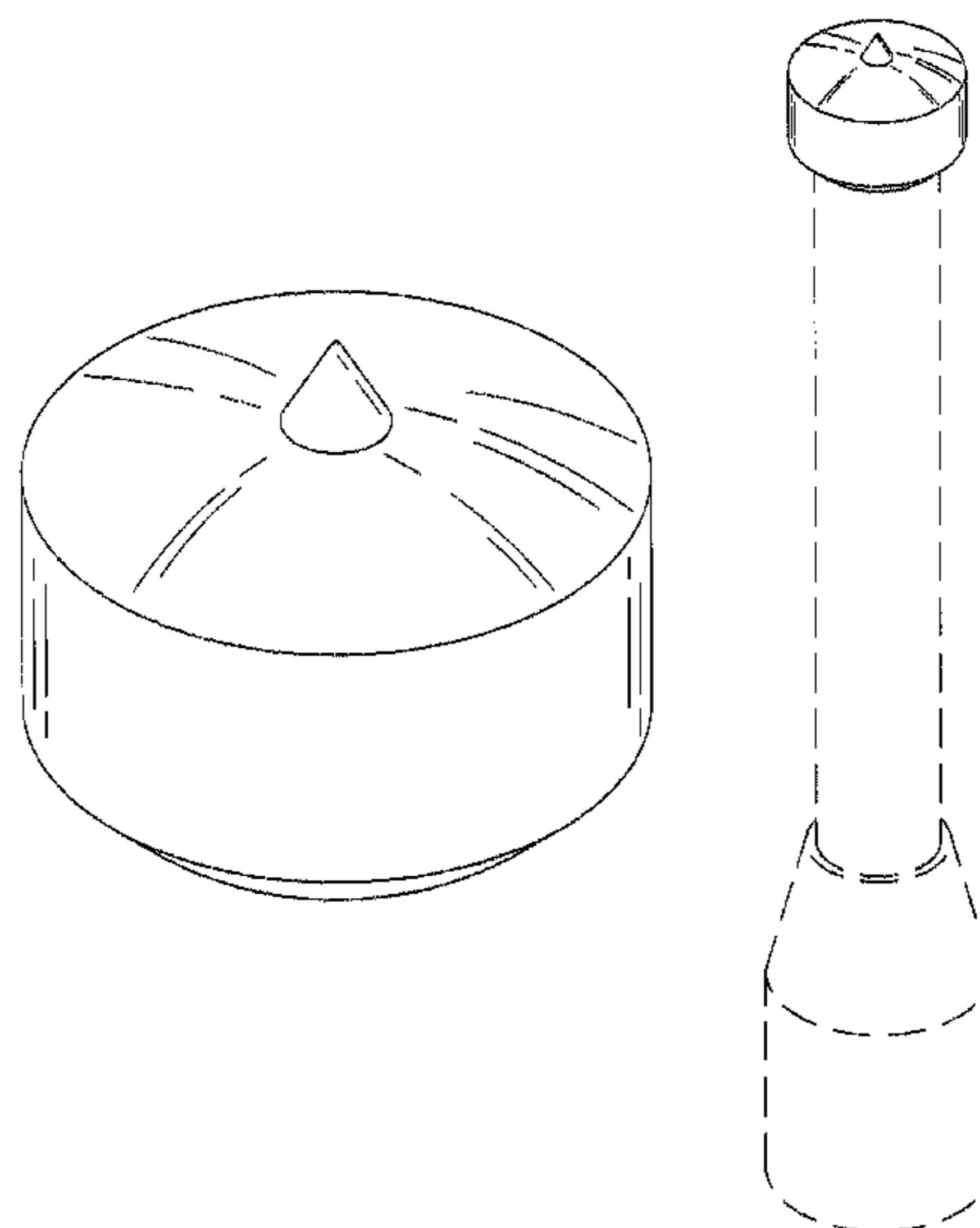
(57) **CLAIM**

The ornamental design for a glass breaking cap for flashlights and batons, as shown and described.

**DESCRIPTION**

FIG. 1 is a perspective view of a glass breaking cap for flashlights and batons showing my new design;  
 FIG. 2 is a front elevational view thereof;  
 FIG. 3 is a rear elevational view thereof;  
 FIG. 4 is a left side elevational view thereof;  
 FIG. 5 is a right side elevational view thereof;  
 FIG. 6 is a top plan view thereof;  
 FIG. 7 is a bottom plan view thereof;  
 FIG. 8 is a perspective view thereof having a screw thread;  
 FIG. 9 is a perspective view thereof attached onto the top of a police flashlight; and,  
 FIG. 10 is a perspective view thereof attached onto the top of a police baton.  
 The broken line illustration of a portion of the glass breaking cap in FIG. 7, the screw thread in FIG. 8, the flashlight in FIG. 9 and the baton in FIG. 10 form no part of the claimed design.

**1 Claim, 10 Drawing Sheets**



# US D674,130 S

Page 2

---

## U.S. PATENT DOCUMENTS

6,786,615	B2 *	9/2004	Hendricks	362/109	D624,232	S *	9/2010	Summers	D26/113
D498,401	S *	11/2004	Lin et al.	D8/81	D625,950	S *	10/2010	Regnart	D7/391
D502,275	S *	2/2005	Saunders	D26/37	7,887,211	B2 *	2/2011	Summers	362/102
7,070,297	B1 *	7/2006	Muhl nickel, Jr.	362/207	D647,230	S *	10/2011	Bertken	D26/38
D529,210	S *	9/2006	Mundhra	D26/37	8,231,474	B2 *	7/2012	Stethem	463/47.3
D577,562	S *	9/2008	Lin et al.	D8/105	2005/0037847	A1 *	2/2005	Pickens, Jr.	463/47.2
7,559,439	B2 *	7/2009	Cellini et al.	222/78	2006/0096590	A1 *	5/2006	Cole et al.	128/200.14
7,686,472	B1 *	3/2010	Huang	362/202	2008/0316737	A1 *	12/2008	Summers	362/202
7,744,471	B2 *	6/2010	Parsons	463/47.4					

\* cited by examiner

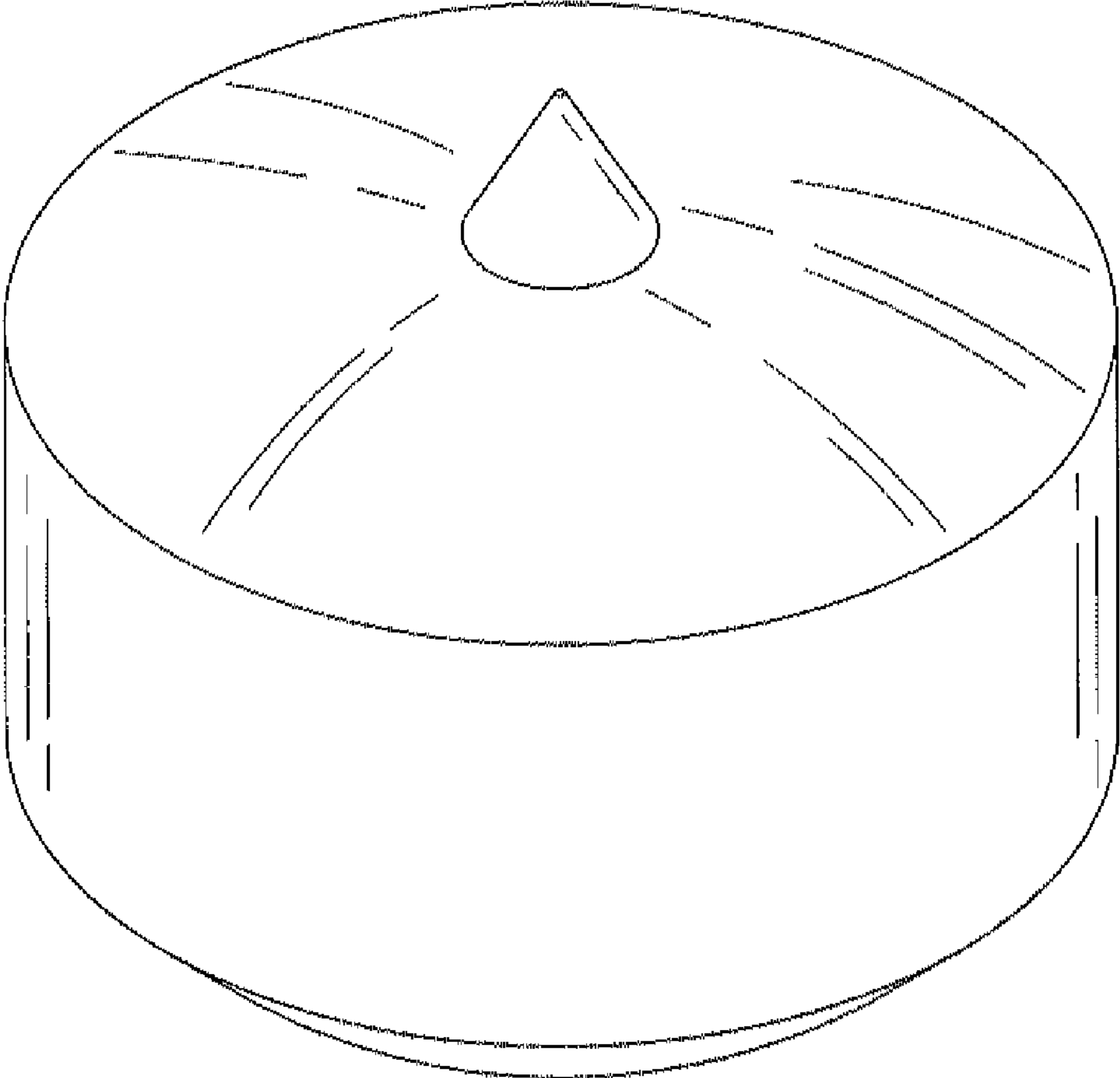


FIG. 1

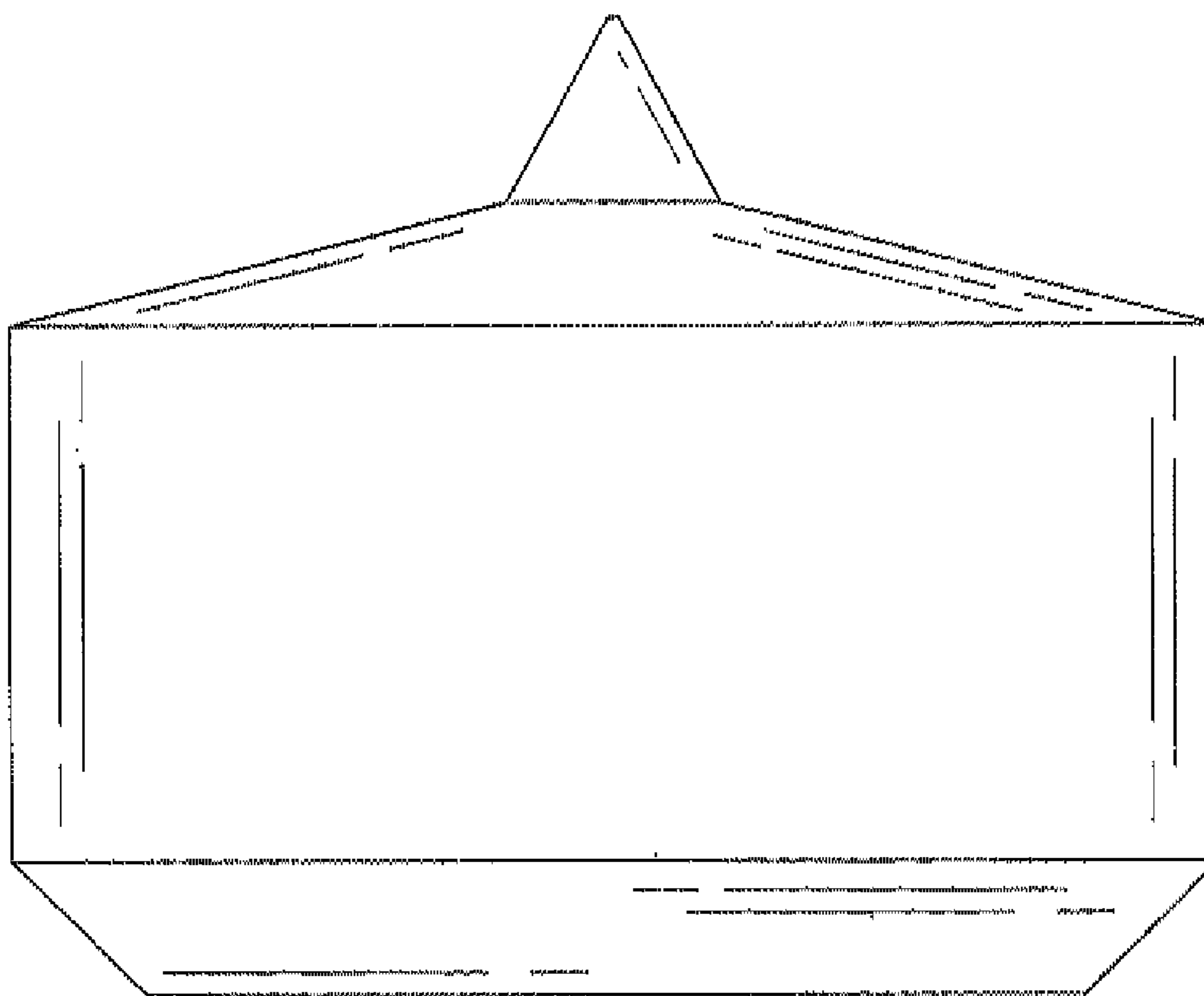


FIG. 2

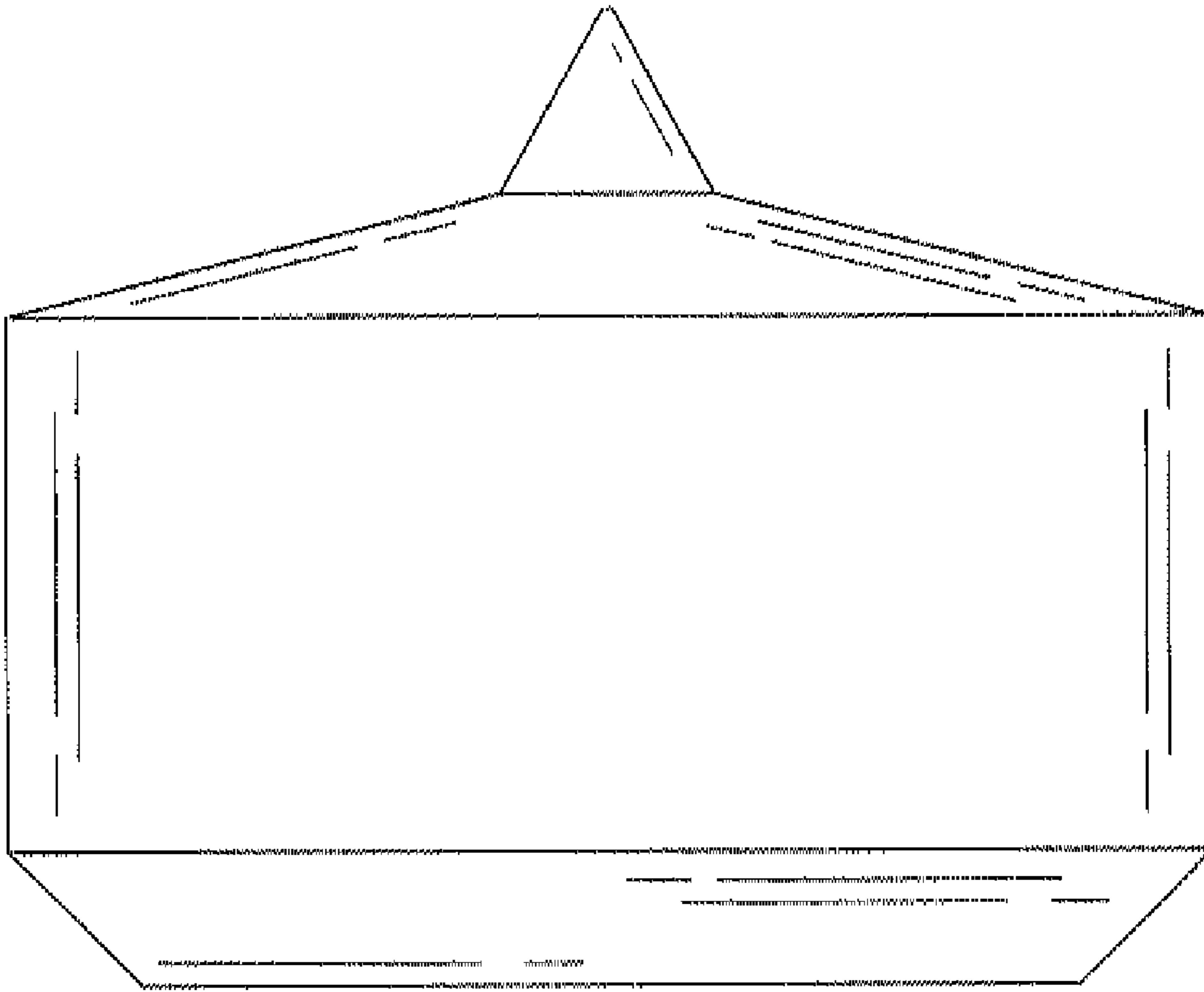


FIG. 3

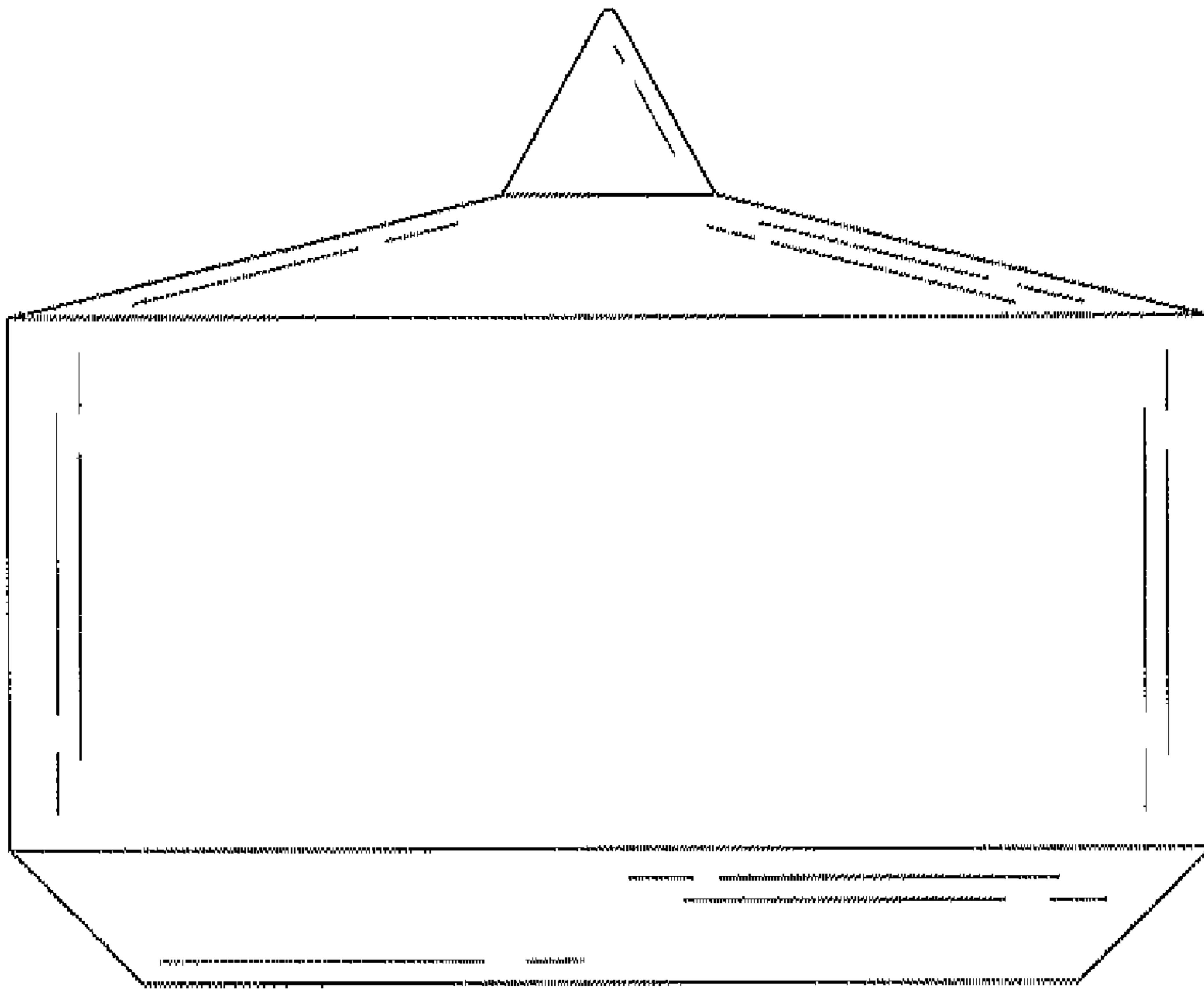


FIG. 4

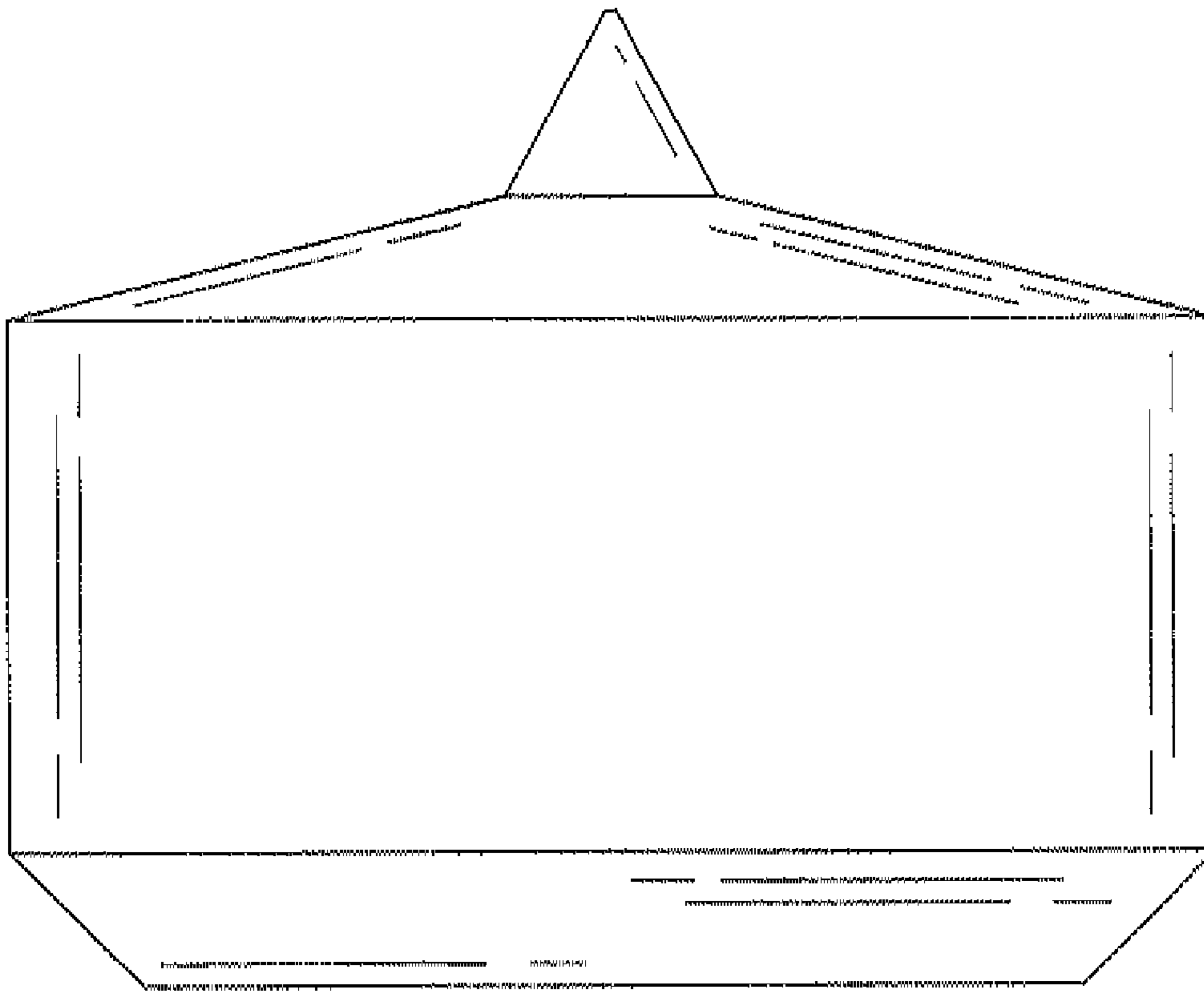


FIG. 5

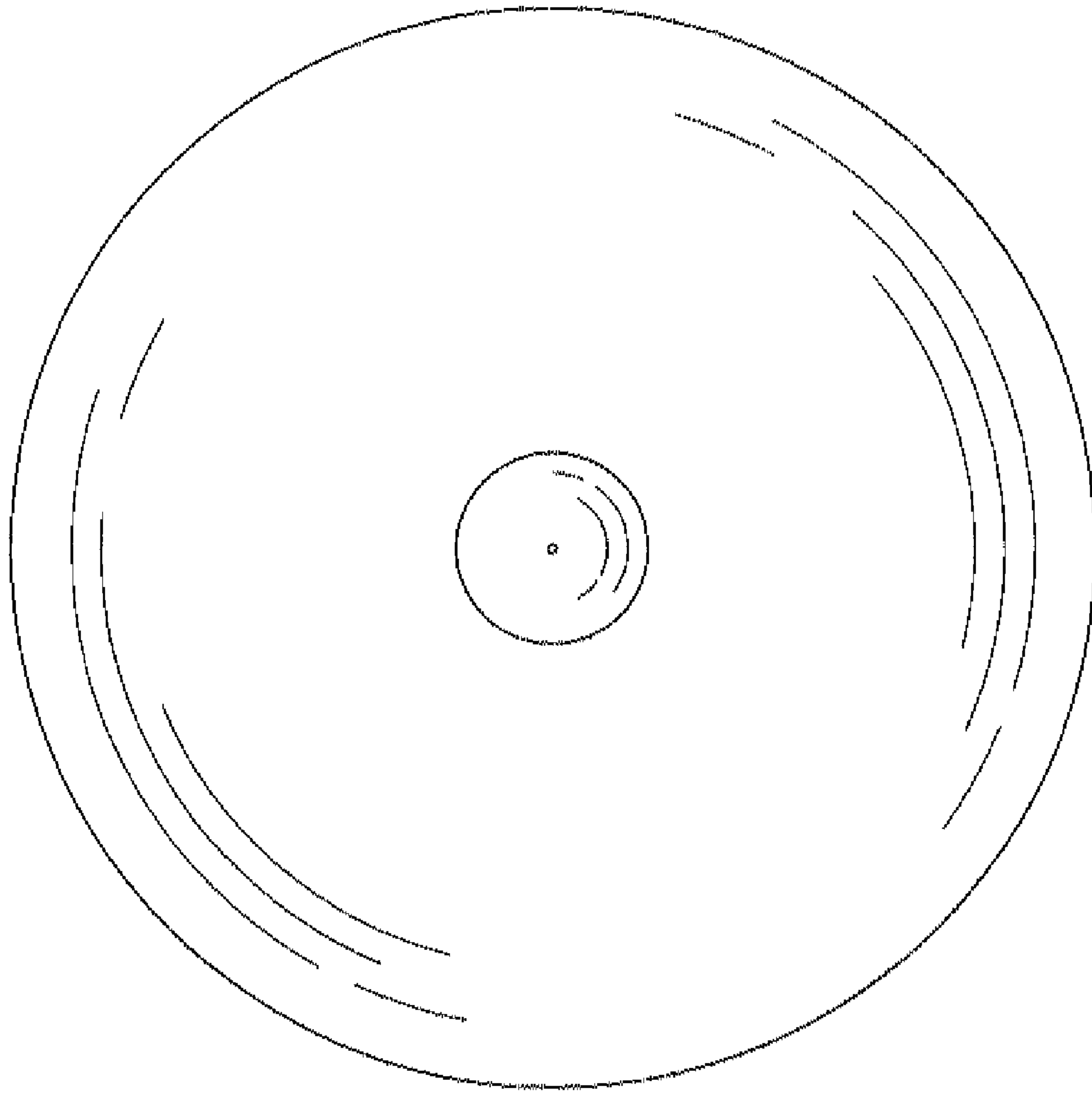


FIG. 6



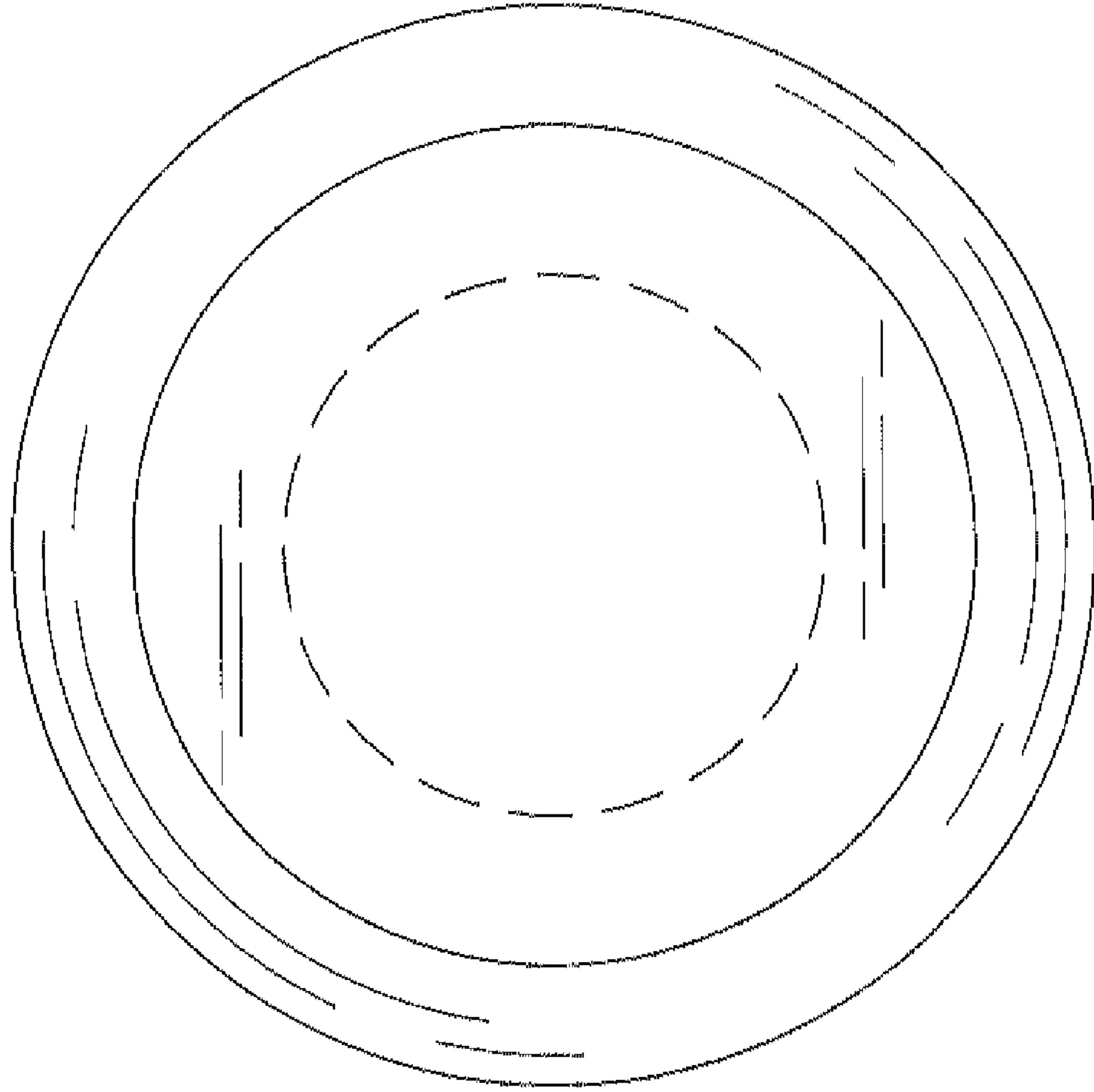


FIG. 7

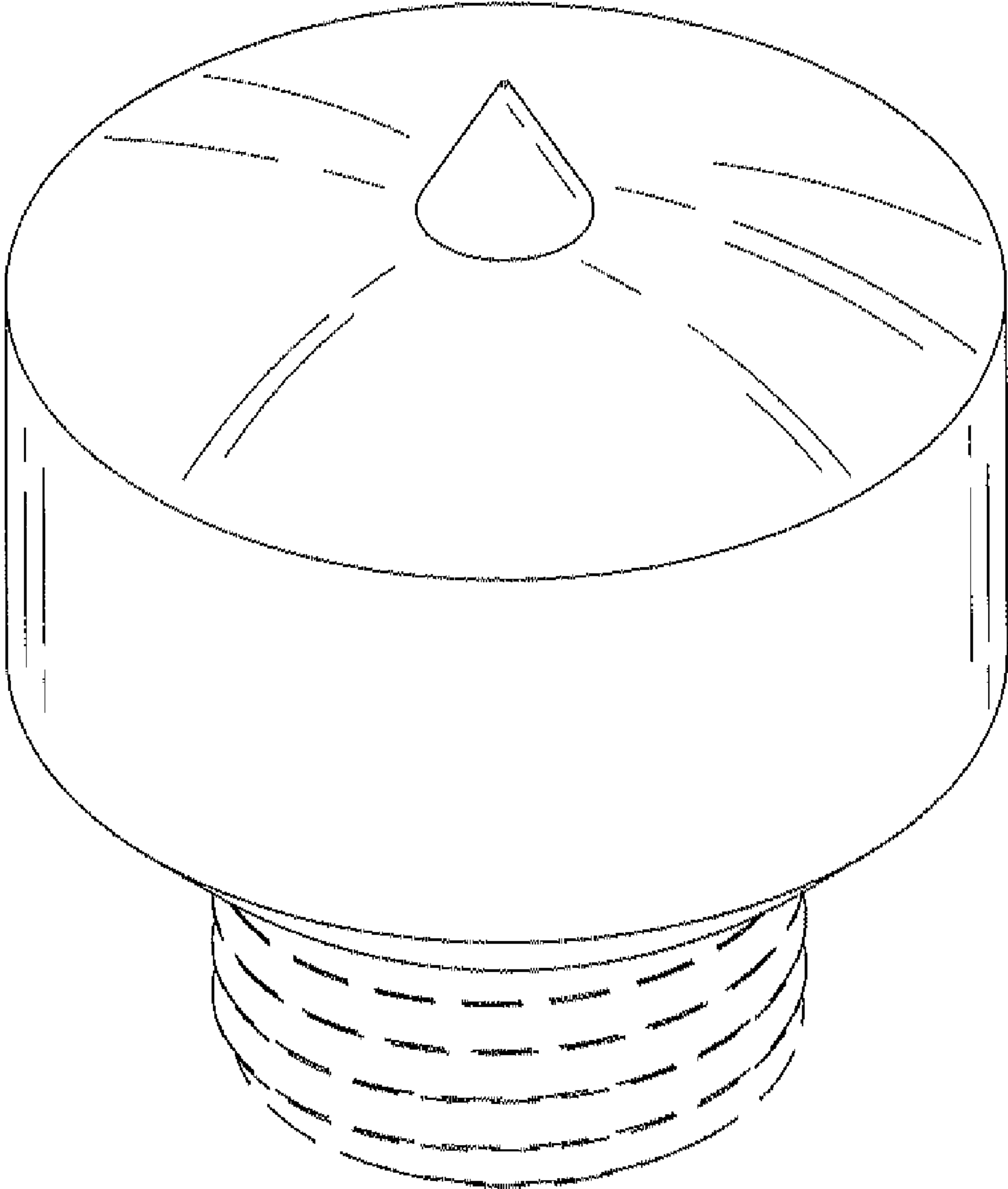


FIG. 8

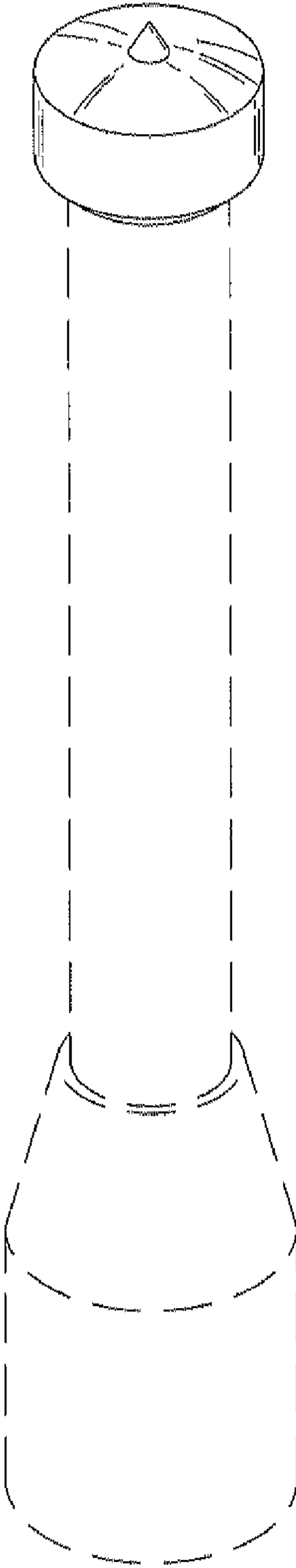


FIG. 9

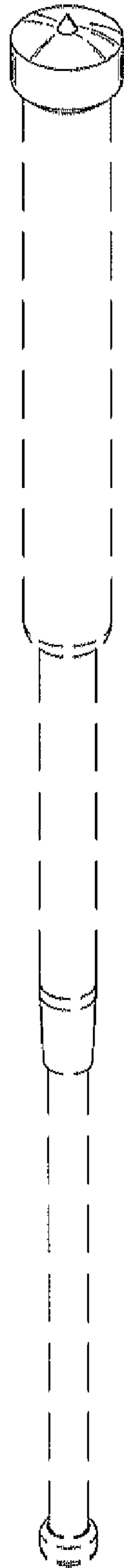


FIG. 10