



US00D674109S

(12) **United States Design Patent**  
**Sedic**

(10) **Patent No.:** **US D674,109 S**  
(45) **Date of Patent:** **\*\* Jan. 8, 2013**

- (54) **WAND BODY MASSAGER**
- (75) Inventor: **Filip Sedic**, Shanghai (CN)
- (73) Assignee: **LELO Inc.**, San Jose, CA (US)
- (\*\*) Term: **14 Years**
- (21) Appl. No.: **29/409,242**
- (22) Filed: **Dec. 21, 2011**
- (51) **LOC (9) Cl.** ..... **28-03**
- (52) **U.S. Cl.** ..... **D24/215**
- (58) **Field of Classification Search** ..... D24/200,  
D24/211–215, 141; 601/27, 28, 33, 40, 46,  
601/47, 48, 63, 80, 99, 104, 112, 113, 114,  
601/119, 122, 125, 129, 134, 135, 137, DIG. 12,  
601/DIG. 13, DIG. 14, DIG. 15, DIG. 16,  
601/DIG. 17  
See application file for complete search history.

|                |         |                |       |         |
|----------------|---------|----------------|-------|---------|
| D510,628 S *   | 10/2005 | Talbot et al.  | ..... | D24/215 |
| D540,952 S *   | 4/2007  | Colvin         | ..... | D24/215 |
| 7,238,162 B2 * | 7/2007  | Dehli          | ..... | 601/16  |
| D559,992 S *   | 1/2008  | Potter         | ..... | D24/214 |
| D574,504 S *   | 8/2008  | Imboden et al. | ..... | D24/215 |
| D583,063 S *   | 12/2008 | Bauer et al.   | ..... | D24/215 |
| D613,417 S *   | 4/2010  | Imboden et al. | ..... | D24/215 |
| D615,529 S *   | 5/2010  | Kearns         | ..... | D14/207 |
| D620,601 S *   | 7/2010  | TerMeer        | ..... | D24/215 |
| D633,625 S *   | 3/2011  | Maderazzo      | ..... | D24/200 |
| D637,308 S *   | 5/2011  | Imboden et al. | ..... | D24/215 |
| D643,128 S *   | 8/2011  | Mohamed et al. | ..... | D24/215 |
| D649,656 S *   | 11/2011 | Petersen       | ..... | D24/215 |

\* cited by examiner

*Primary Examiner* — Sandra Snapp

(74) *Attorney, Agent, or Firm* — Fenwick & West LLP

(57) **CLAIM**

I claim the ornamental design for a wand body massager, as shown and described.

**DESCRIPTION**

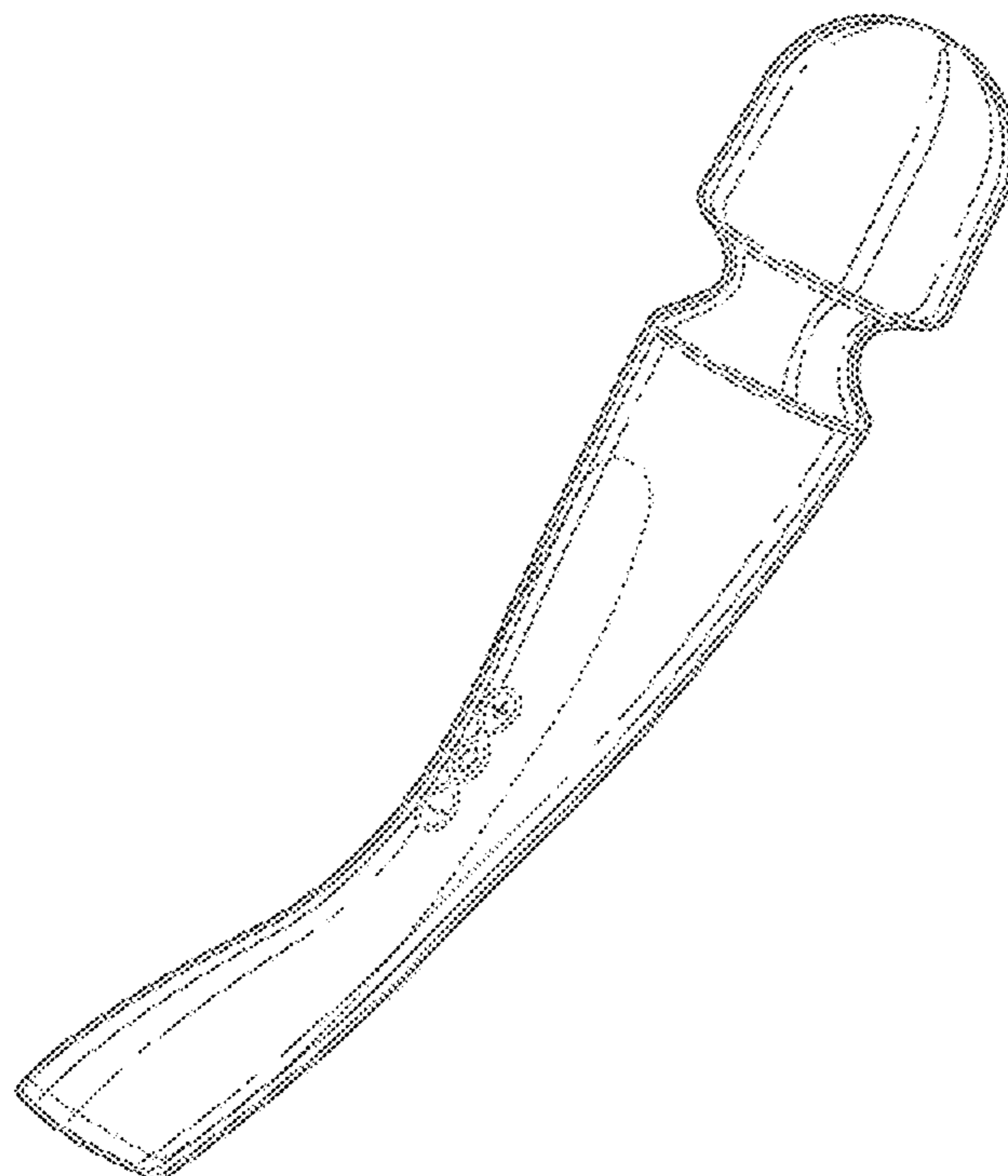
FIG. 1 is a perspective view of a wand body massager.  
 FIGS. 2 and 3 are left and right side views, respectively, of the wand body massager.  
 FIG. 4 is a front view of the wand body massager.  
 FIG. 5 is a rear view of the wand body massager.  
 FIG. 6 is a top view of the wand body massager; and,  
 FIG. 7 is a bottom view of the wand body massager.  
 The broken lines are directed to environment and are for illustrative purposes only; the broken lines form no part of the claimed design.

**1 Claim, 4 Drawing Sheets**

(56) **References Cited**

U.S. PATENT DOCUMENTS

|              |         |                 |       |         |
|--------------|---------|-----------------|-------|---------|
| D228,473 S * | 9/1973  | Koshido et al.  | ..... | D24/214 |
| D273,132 S * | 3/1984  | Moloff          | ..... | D24/214 |
| D301,617 S * | 6/1989  | Yonesawa et al. | ..... | D24/211 |
| D304,974 S * | 12/1989 | Heiligenstein   | ..... | D24/215 |
| D311,955 S * | 11/1990 | Lie             | ..... | D24/211 |
| D315,408 S * | 3/1991  | Duk             | ..... | D24/211 |
| D338,070 S * | 8/1993  | Lam             | ..... | D24/214 |
| D376,650 S * | 12/1996 | Kain            | ..... | D24/215 |
| D384,158 S * | 9/1997  | Kain            | ..... | D24/215 |
| D447,811 S * | 9/2001  | Yiu             | ..... | D24/215 |
| D509,301 S * | 9/2005  | Talbot et al.   | ..... | D24/215 |
| D510,441 S * | 10/2005 | Harris et al.   | ..... | D24/215 |



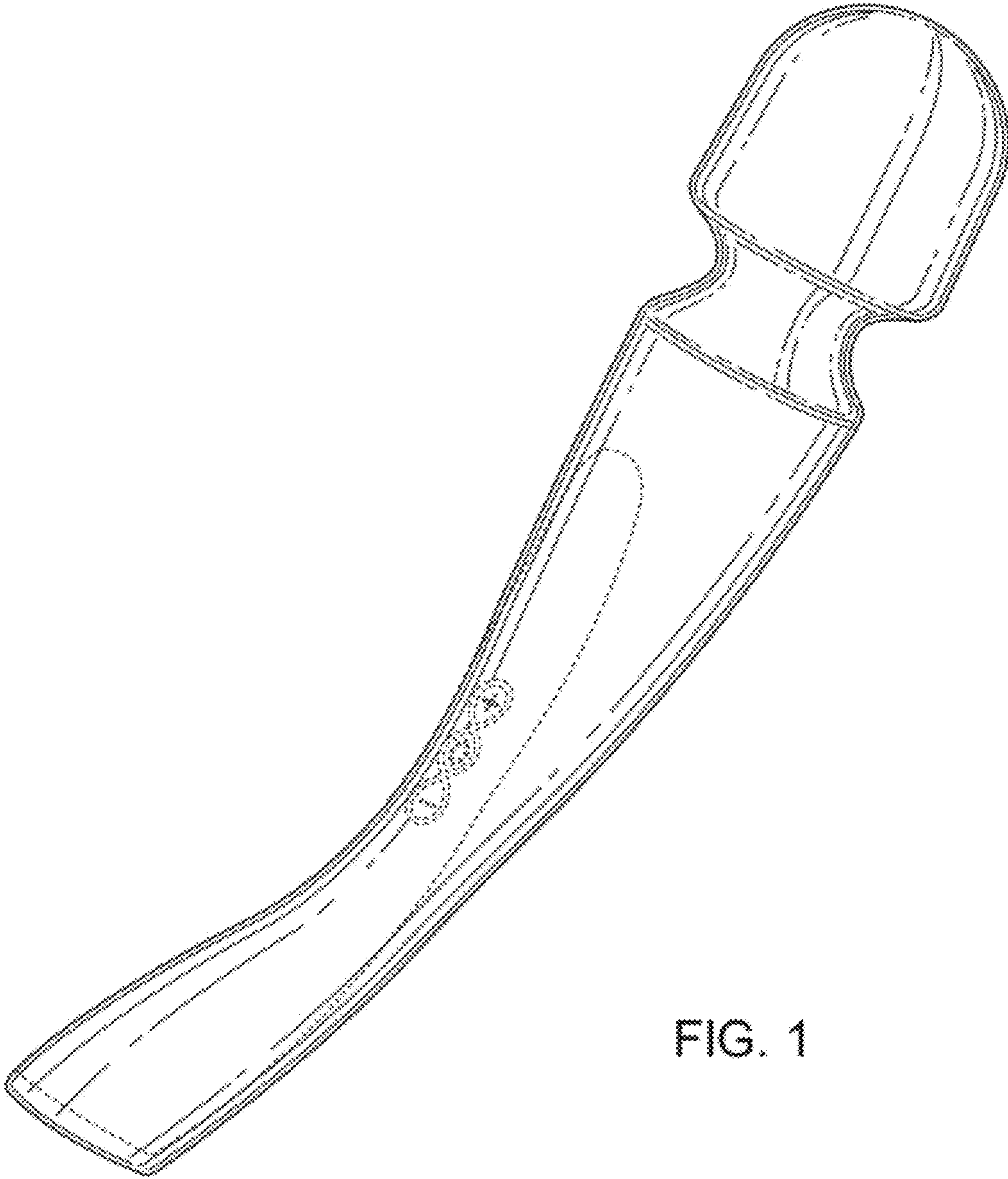


FIG. 1

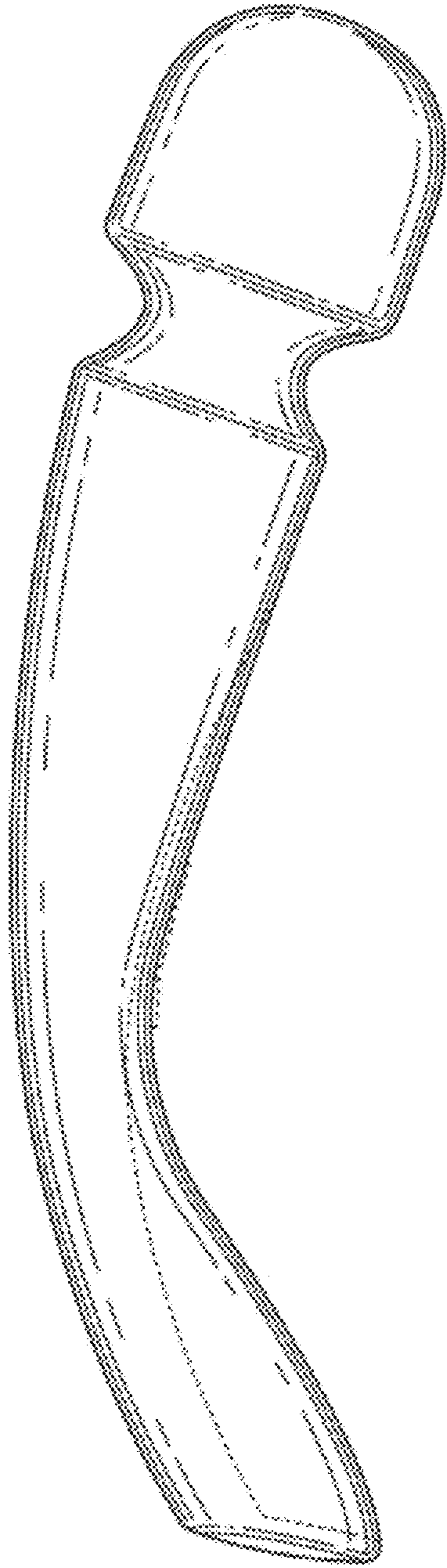


FIG. 2

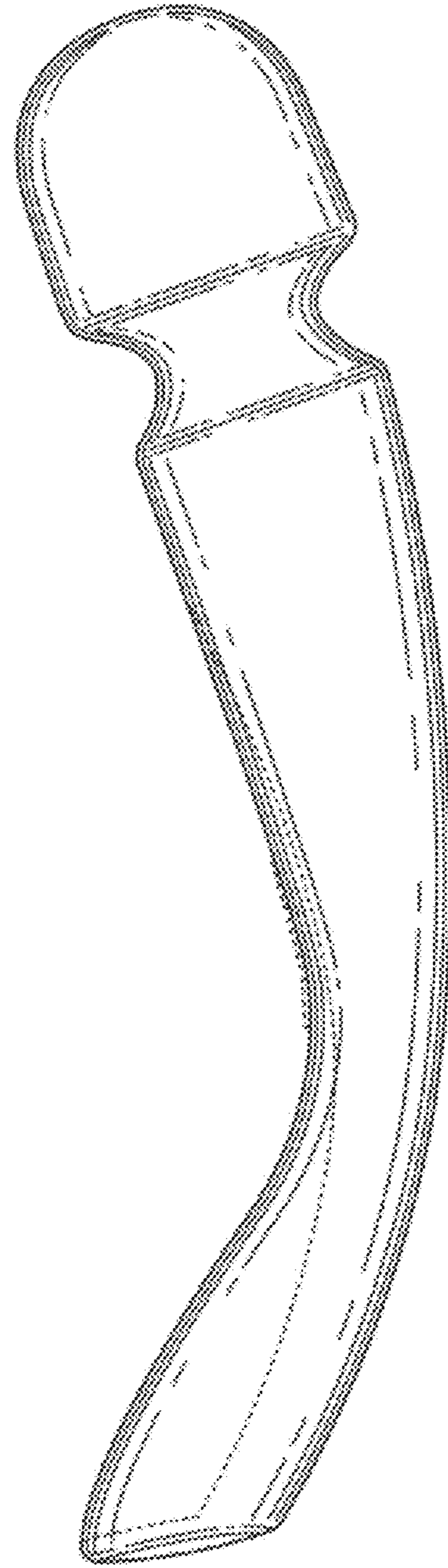


FIG. 3

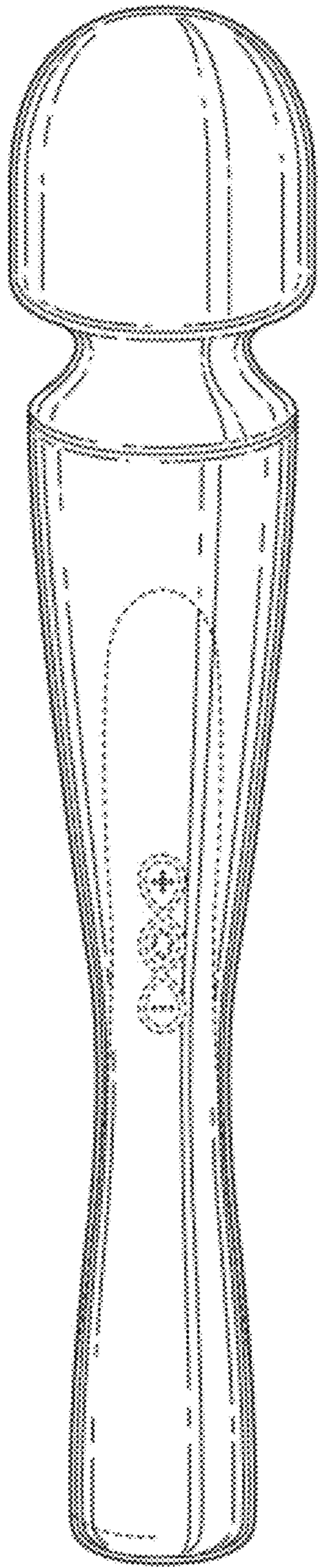


FIG. 4

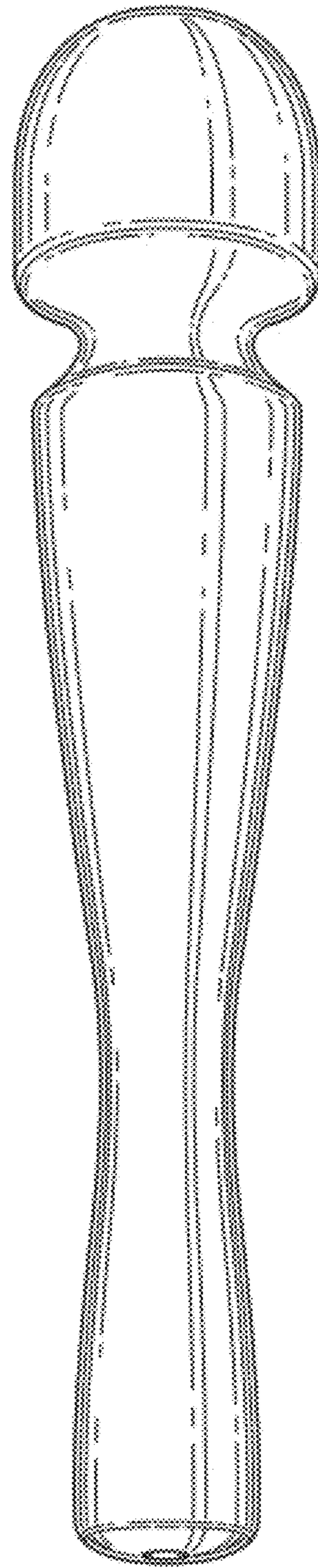


FIG. 5

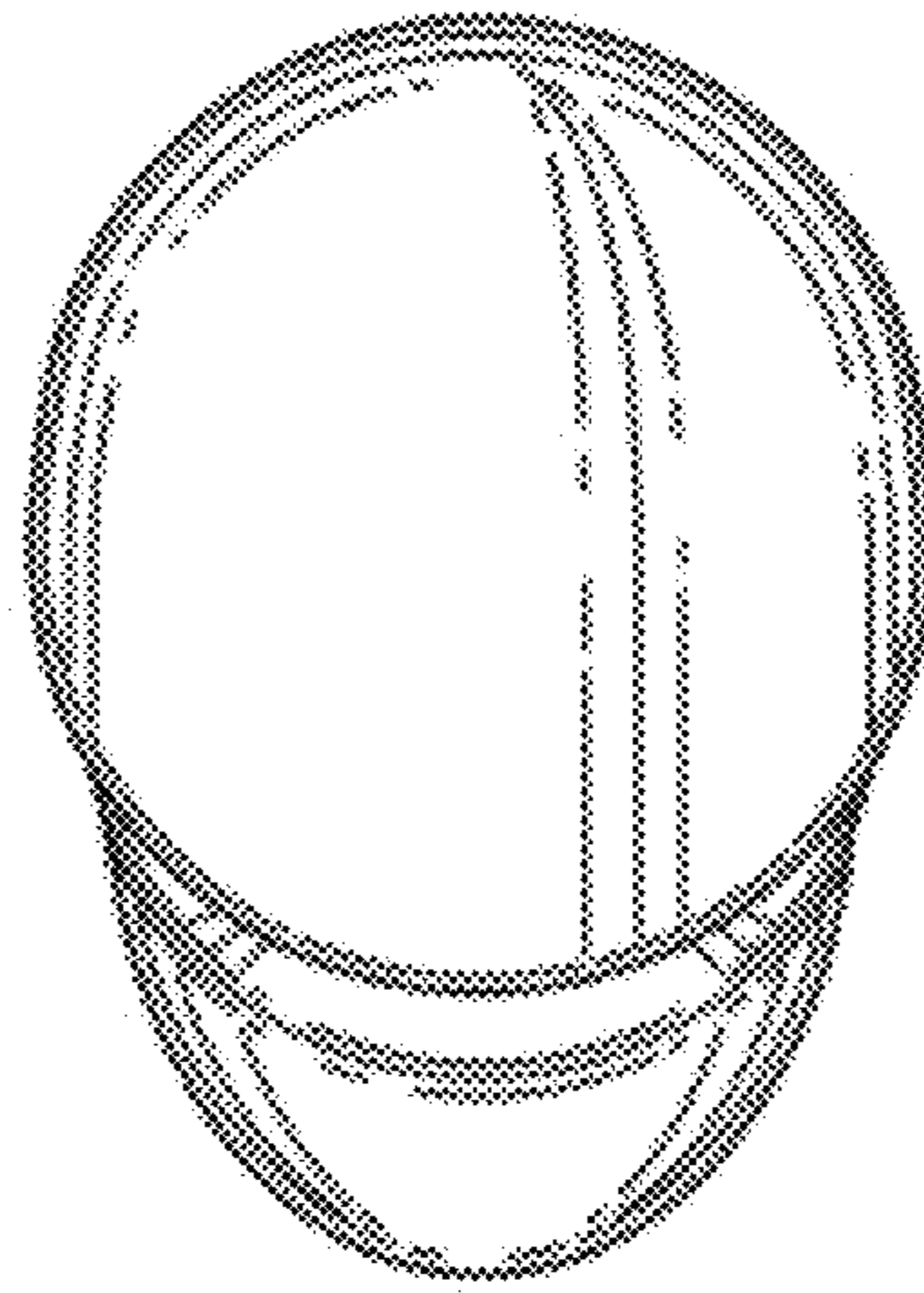


FIG. 6

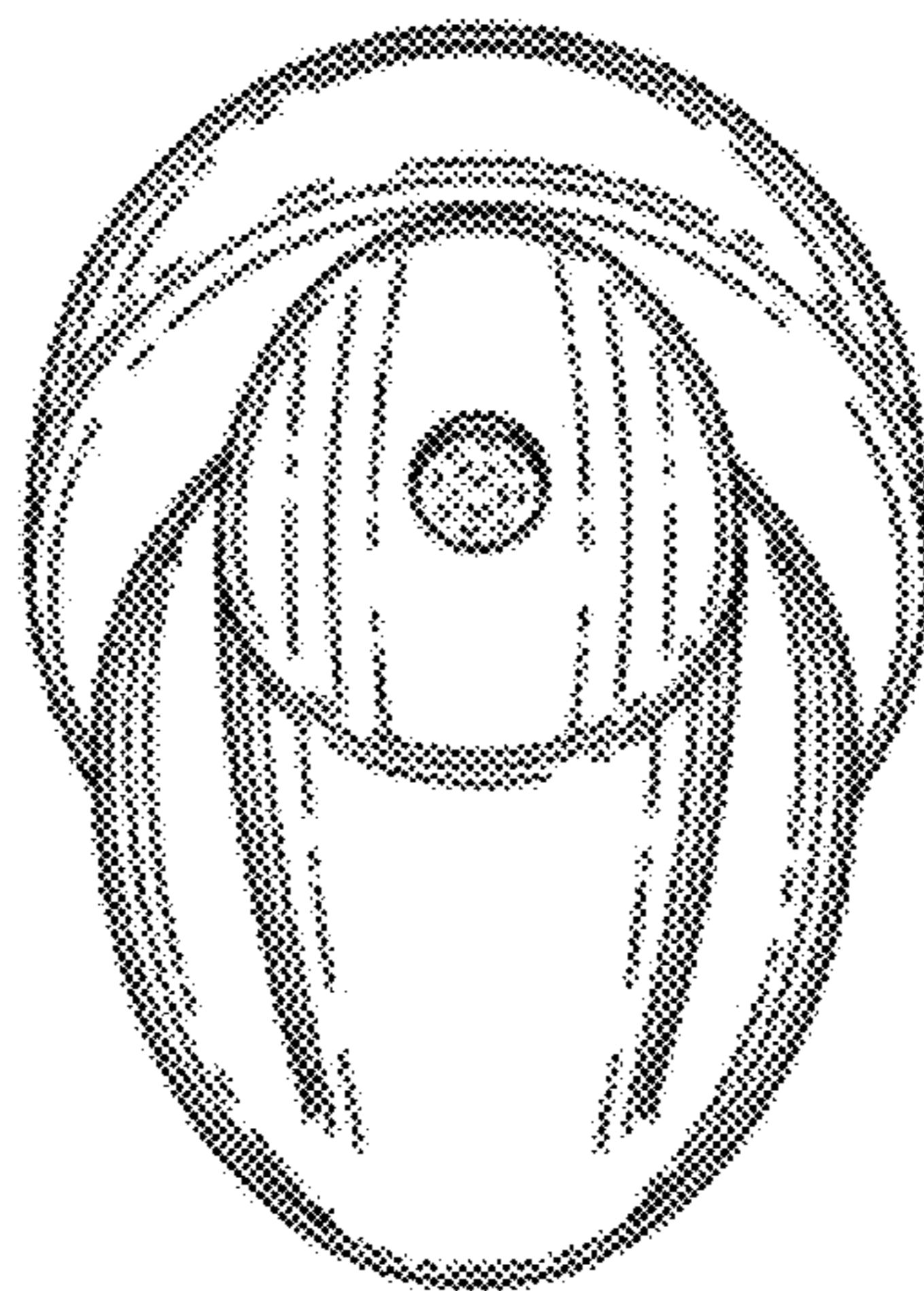


FIG. 7