

US00D674098S

(12) **United States Design Patent**
Nichols

(10) **Patent No.:** **US D674,098 S**
(45) **Date of Patent:** **** Jan. 8, 2013**

(54) **ADHESIVE BODY SUPPORT**

(75) Inventor: **Gail Nichols**, Bluffton, SC (US)

(73) Assignee: **Perfect Cross, LLC**, Nashotah, WI (US)

(**) Term: **14 Years**

(21) Appl. No.: **29/423,967**

(22) Filed: **Jun. 6, 2012**

Related U.S. Application Data

(62) Division of application No. 29/384,206, filed on Jan. 28, 2011, now Pat. No. Des. 663,432.

(51) **LOC (9) Cl.** **24-01**

(52) **U.S. Cl.** **D24/190; D24/189**

(58) **Field of Classification Search** D24/128,
D24/135, 188-190, 192, 206; D29/120.1,
D29/122-123; D18/24; 602/1, 5, 19, 21-23,
602/26, 41-44, 51, 54, 58, 75, 79; 128/200.24,
128/845; D1/125, 126

See application file for complete search history.

(56) **References Cited**

U.S. PATENT DOCUMENTS

D3,903 S *	3/1870	Page	D18/24
D12,021 S *	11/1880	Page	D18/24
D146,109 S *	12/1946	Jones et al.	D20/11
3,245,406 A *	4/1966	Chardack	602/79
3,971,374 A *	7/1976	Wagner	602/58
5,409,451 A *	4/1995	Daneman	602/21
D364,922 S *	12/1995	Bierman	D24/128
D369,836 S *	5/1996	Mazzio	D21/386
5,683,354 A *	11/1997	Levy	602/54
D404,134 S *	1/1999	Dunshee	D24/189
D404,135 S *	1/1999	Dunshee	D24/189
D413,168 S *	8/1999	Davis et al.	D24/191
5,980,924 A *	11/1999	Yamazaki et al.	424/402

D425,992 S *	5/2000	Davis et al.	D24/189
D430,295 S *	8/2000	Ierulli	D24/135
D437,101 S *	2/2001	Debbouz et al.	D1/126
6,238,362 B1 *	5/2001	Bracht	602/41
D444,238 S *	6/2001	Stevens	D24/180
D454,956 S *	3/2002	Visintainer	D24/189
D471,984 S *	3/2003	Dunshee et al.	D24/189
D484,985 S *	1/2004	Takizawa et al.	D24/206
D493,230 S *	7/2004	Liedtke et al.	D24/189
D507,054 S *	7/2005	Mueller et al.	D24/189
D507,056 S *	7/2005	Friedland	D24/206
7,048,703 B2 *	5/2006	Riach	602/13
7,393,334 B2 *	7/2008	Tornai	602/21
7,608,090 B2 *	10/2009	Matsui	606/204.35
D604,856 S *	11/2009	Arbesman et al.	D24/190
D608,453 S *	1/2010	Arbesman et al.	D24/189

(Continued)

Primary Examiner — Susan E Krakower

(74) *Attorney, Agent, or Firm* — Joseph S. Heino; Patrick M. Bergin

(57) **CLAIM**

The ornamental design for an adhesive body support, as shown and described.

DESCRIPTION

FIG. 1 is a top and side perspective view of an adhesive body support.

FIG. 2 is a top view of an adhesive body support.

FIG. 3 is a front elevational view of an adhesive body support.

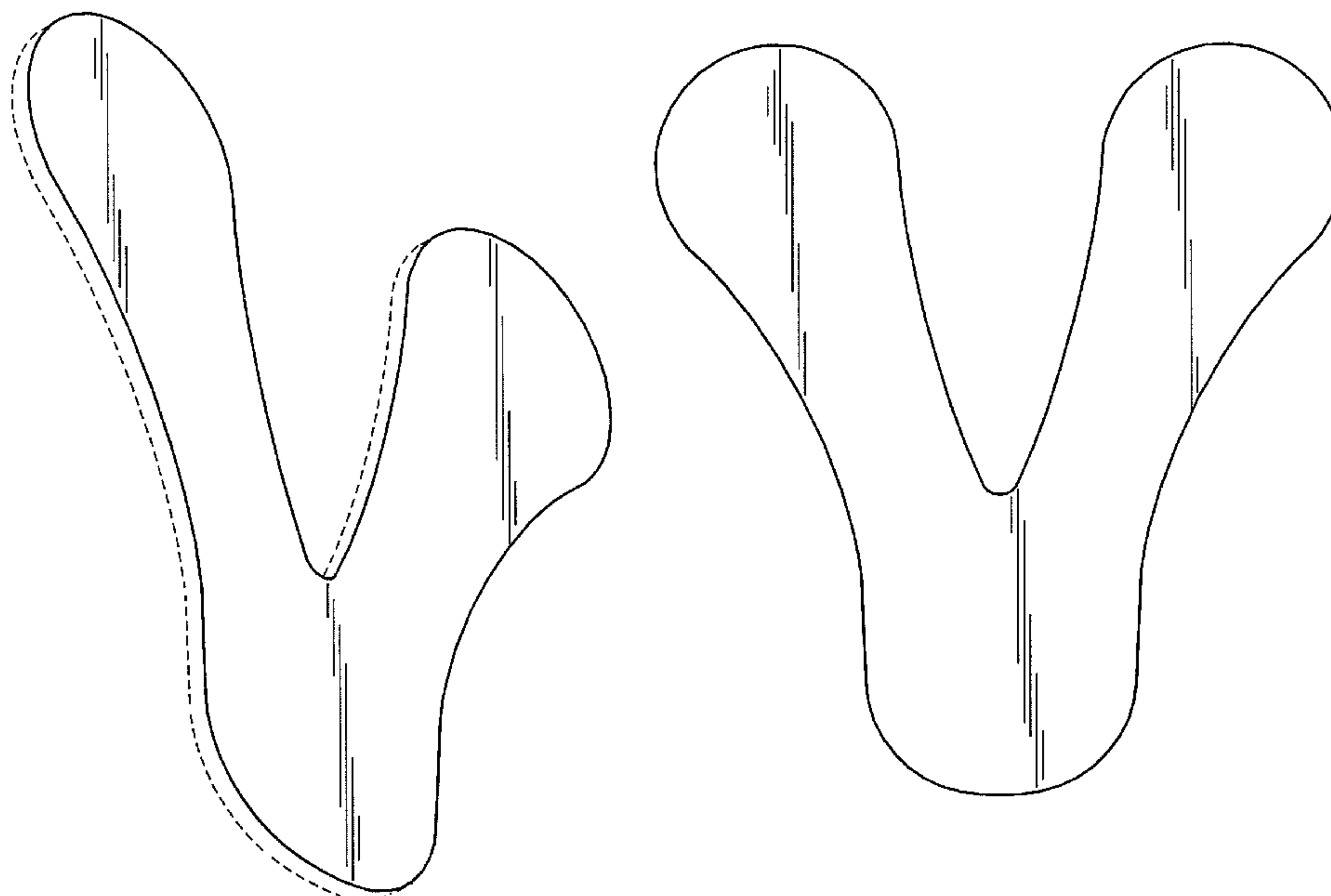
FIG. 4 is a right side elevational view of an adhesive body support.

FIG. 5 is a bottom elevational view of the adhesive body support; and,

FIG. 6 is a rear elevational view of an adhesive body support.

The broken lines illustrate portions of the adhesive body support which form no part of the claimed design.

1 Claim, 3 Drawing Sheets



US D674,098 S

Page 2

U.S. PATENT DOCUMENTS

D608,896 S *	1/2010	Arbesman et al.	D24/190	D641,083 S *	7/2011	Kase	D24/190
D612,506 S *	3/2010	Arbesman et al.	D24/190	D642,693 S *	8/2011	Molter-Gawel et al.	D24/189
D612,507 S *	3/2010	Arbesman et al.	D24/190	D651,710 S *	1/2012	Brogden et al.	D24/135
D612,508 S *	3/2010	Arbesman et al.	D24/190	D652,509 S *	1/2012	Kyvik et al.	D24/128
D621,518 S *	8/2010	Arbesman et al.	D24/189	D663,432 S *	7/2012	Nichols	D24/190
D622,403 S *	8/2010	Arbesman et al.	D24/189	2002/0091348 A1 *	7/2002	Joseph	602/75
D625,422 S *	10/2010	Arbesman et al.	D24/190	2008/0319365 A1 *	12/2008	Kendrick	602/19
D639,963 S *	6/2011	Kase	D24/190	2010/0016771 A1 *	1/2010	Arbesman et al.	602/5

* cited by examiner

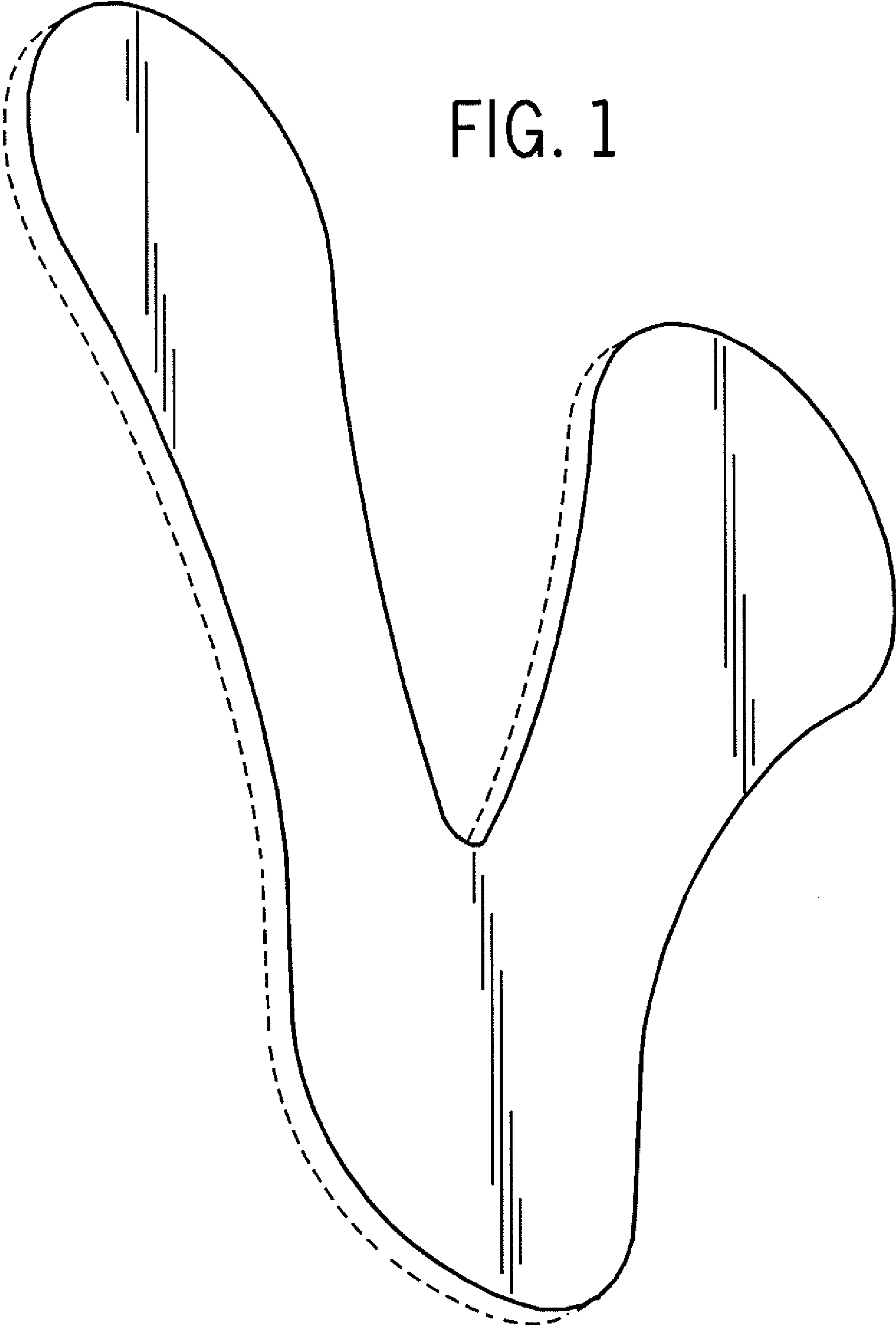


FIG. 1

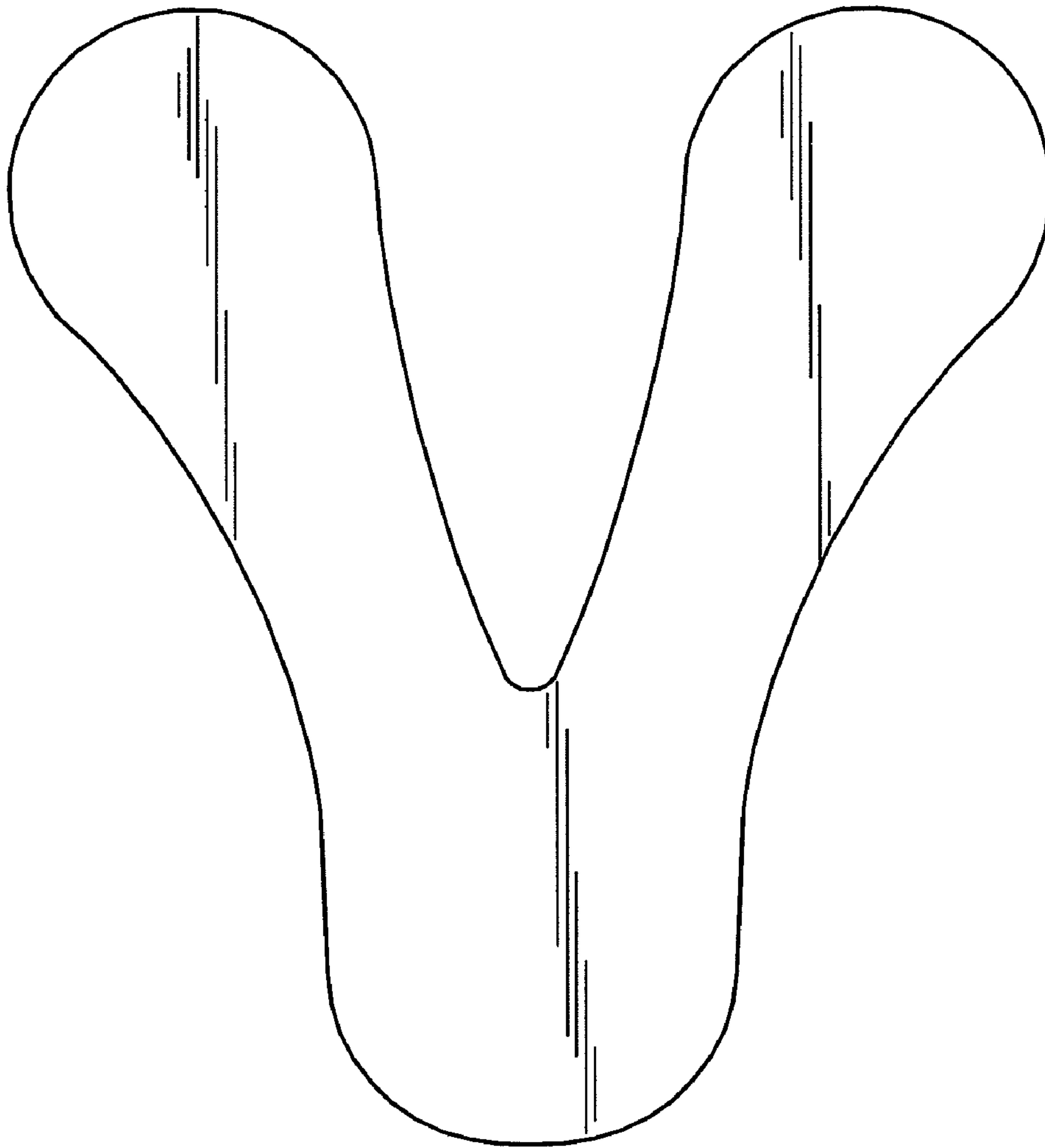


FIG. 2



FIG. 4



FIG. 3

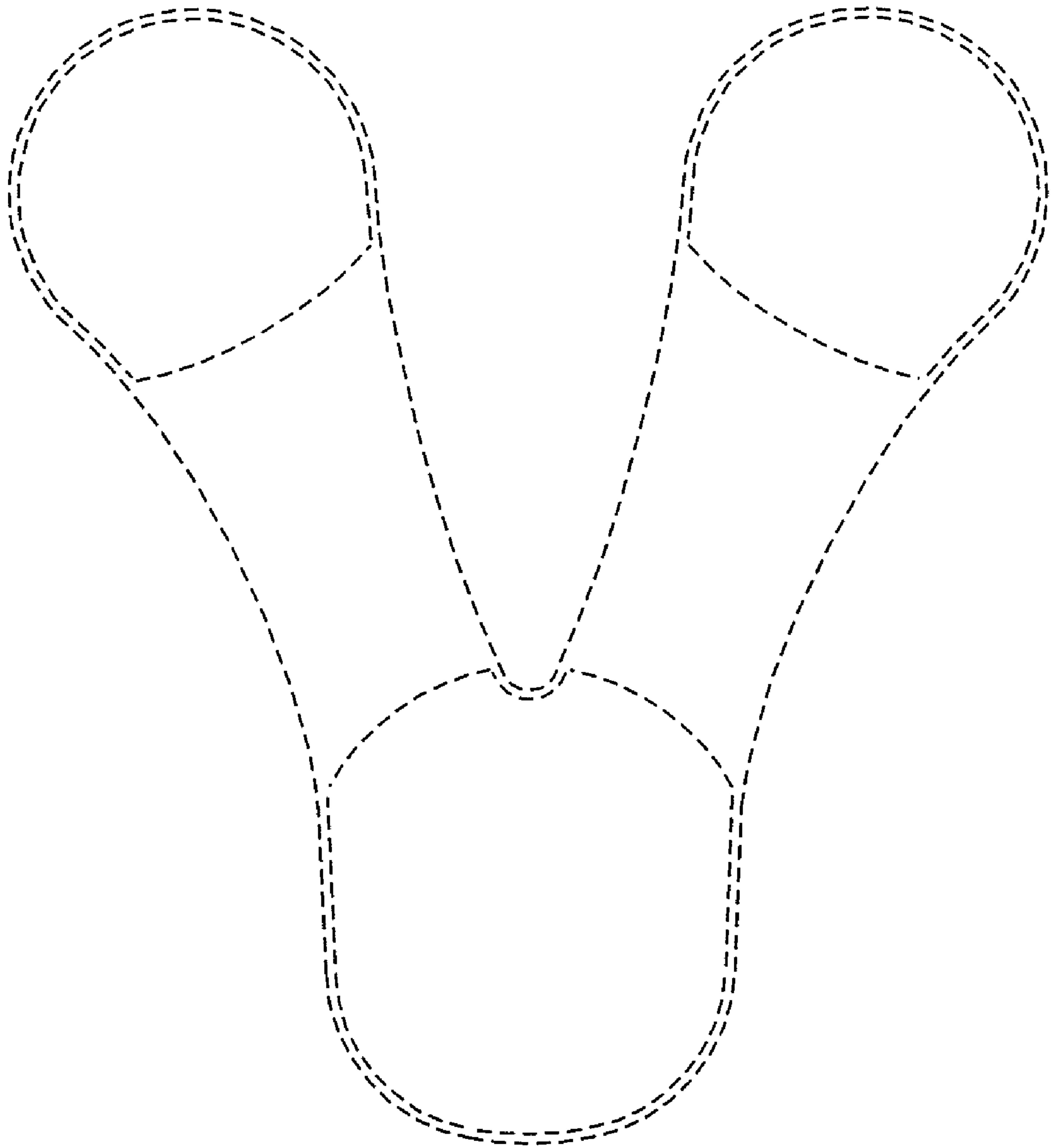


FIG. 5



FIG. 6