



US00D674092S

(12) **United States Design Patent**
Lovell

(10) **Patent No.:** **US D674,092 S**
(45) **Date of Patent:** **** *Jan. 8, 2013**

- (54) **INTERVERTEBRAL IMPLANT**
- (75) Inventor: **Nathan Lovell**, Encinitas, CA (US)
- (73) Assignee: **NuVasive, Inc.**, San Diego, CA (US)
- (*) Notice: This patent is subject to a terminal disclaimer.
- (**) Term: **14 Years**
- (21) Appl. No.: **29/367,504**
- (22) Filed: **Aug. 9, 2010**

Related U.S. Application Data

- (63) Continuation of application No. 29/326,326, filed on Oct. 15, 2008, now Pat. No. Des. 621,509.
- (51) **LOC (9) Cl.** **24-03**
- (52) **U.S. Cl.** **D24/155**
- (58) **Field of Classification Search** D24/155-157; 606/60, 61, 73, 95, 213, 246, 248, 249; 623/17.11, 623/17.12, 17.13, 17.14, 17.15, 17.16, 23.61, 623/23.56; D15/143, 139
See application file for complete search history.

(56) **References Cited**

U.S. PATENT DOCUMENTS

4,743,256	A	5/1988	Brantigan
4,834,757	A	5/1989	Brantigan
4,878,915	A	11/1989	Brantigan
5,192,327	A	3/1993	Brantigan
5,425,772	A	6/1995	Brantigan
5,741,253	A	4/1998	Michelson
5,772,661	A	6/1998	Michelson
5,860,973	A	1/1999	Michelson
5,888,228	A	3/1999	Knothe
6,059,829	A	5/2000	Schlapfer
6,120,503	A	9/2000	Michelson
6,325,827	B1	12/2001	Lin
6,409,766	B1	6/2002	Brett
6,423,095	B1	7/2002	Van Hoeck
6,432,140	B1	8/2002	Lin

6,468,311	B2	10/2002	Boyd
6,491,724	B1	12/2002	Ferree
D472,633	S	4/2003	Anderson
D472,634	S	4/2003	Anderson
D473,650	S	4/2003	Anderson
6,676,703	B2	1/2004	Biscup
6,743,255	B2	6/2004	Ferree
6,824,564	B2	11/2004	Crozet
D503,801	S	4/2005	Jackson
6,942,698	B1	9/2005	Jackson
6,964,687	B1	11/2005	Bernard
6,979,353	B2	12/2005	Bresina
6,984,245	B2	1/2006	Mcgahan
6,986,788	B2	1/2006	Paul
6,989,031	B2	1/2006	Michelson
D524,443	S	7/2006	Blain
D524,942	S	7/2006	Felix
7,077,866	B2	7/2006	Gresser
D530,423	S	10/2006	Miles
D533,277	S	12/2006	Blain

(Continued)

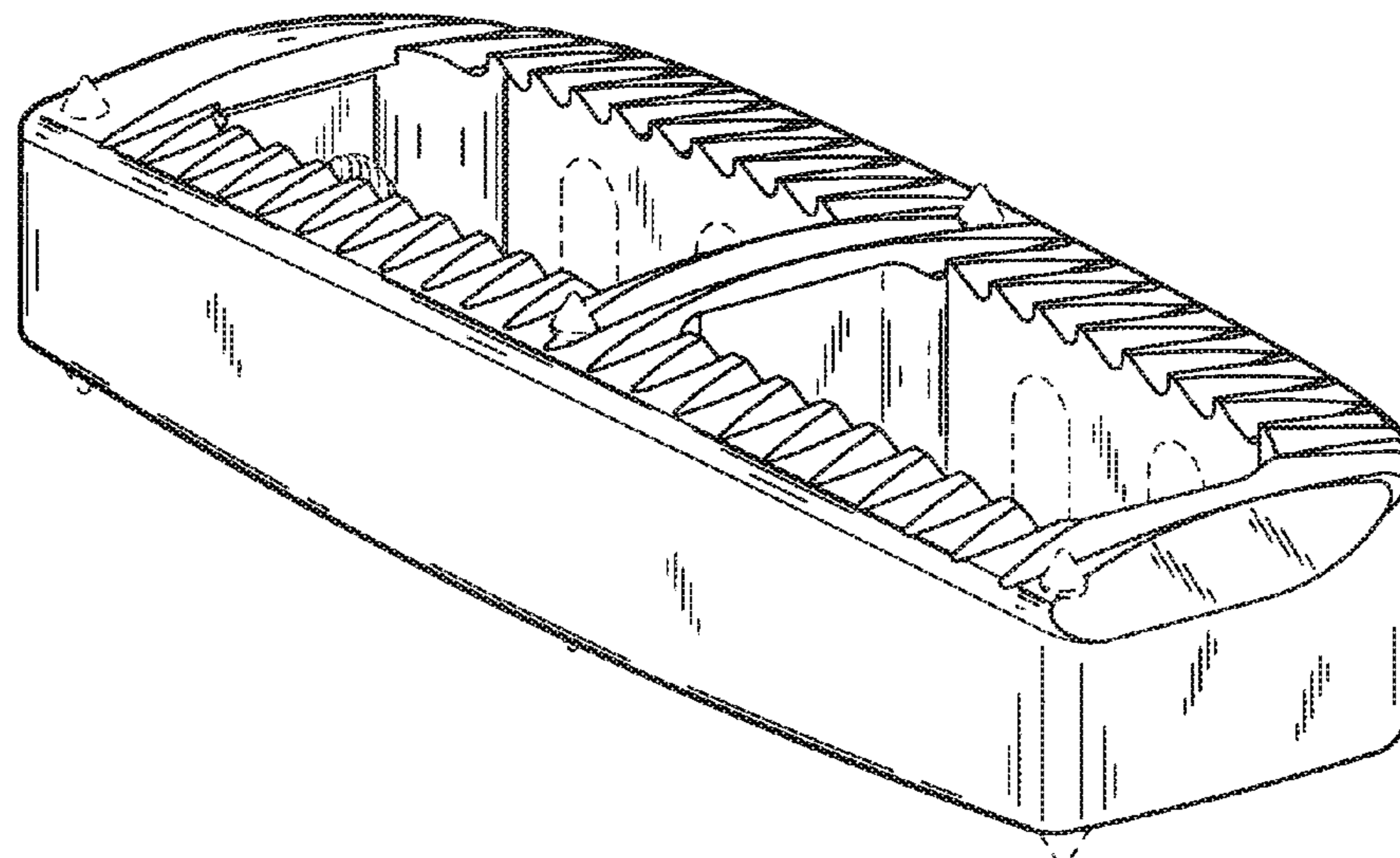
Primary Examiner — Ian Simmons
Assistant Examiner — Charles Hanson
 (74) *Attorney, Agent, or Firm* — NuVasive, Inc.; Jonathan Spangler; Jennifer Russell

(57) **CLAIM**
 The ornamental design for an intervertebral implant, substantially as shown and described.

DESCRIPTION

FIG. 1 is a perspective view of an intervertebral implant showing our new design;
 FIG. 2 is a top view thereof;
 FIG. 3 is a side view thereof;
 FIG. 4 is an end view thereof;
 FIG. 5 is a perspective side view thereof;
 FIG. 6 is a perspective side view thereof; and,
 FIG. 7 is a perspective end view thereof.
 The broken line showing of is included for the purpose of illustrating environment and forms no part of the claimed design.

1 Claim, 5 Drawing Sheets



US D674,092 S

Page 2

U.S. PATENT DOCUMENTS

7,195,643	B2	3/2007	Jackson				
D541,940	S	5/2007	Blain				
D564,095	S	3/2008	Blain				
D566,276	S	4/2008	Blain				
D594,986	S *	6/2009	Miles et al.	D24/155		
D599,019	S	8/2009	Pimenta				
D620,113	S *	7/2010	Courtney et al.	D24/155		
D621,509	S *	8/2010	Lovell	D24/155		
D625,820	S *	10/2010	Calverley et al.	D24/155		
D627,467	S *	11/2010	Pannu	D24/155		
D629,104	S *	12/2010	Calverley et al.	D24/155		
D629,108	S *	12/2010	Richter et al.	D24/155		
D630,749	S *	1/2011	Tornier	D24/155		
2003/0109928	A1	6/2003	Pasquet				
2007/0293948	A1	12/2007	Bagga				

* cited by examiner

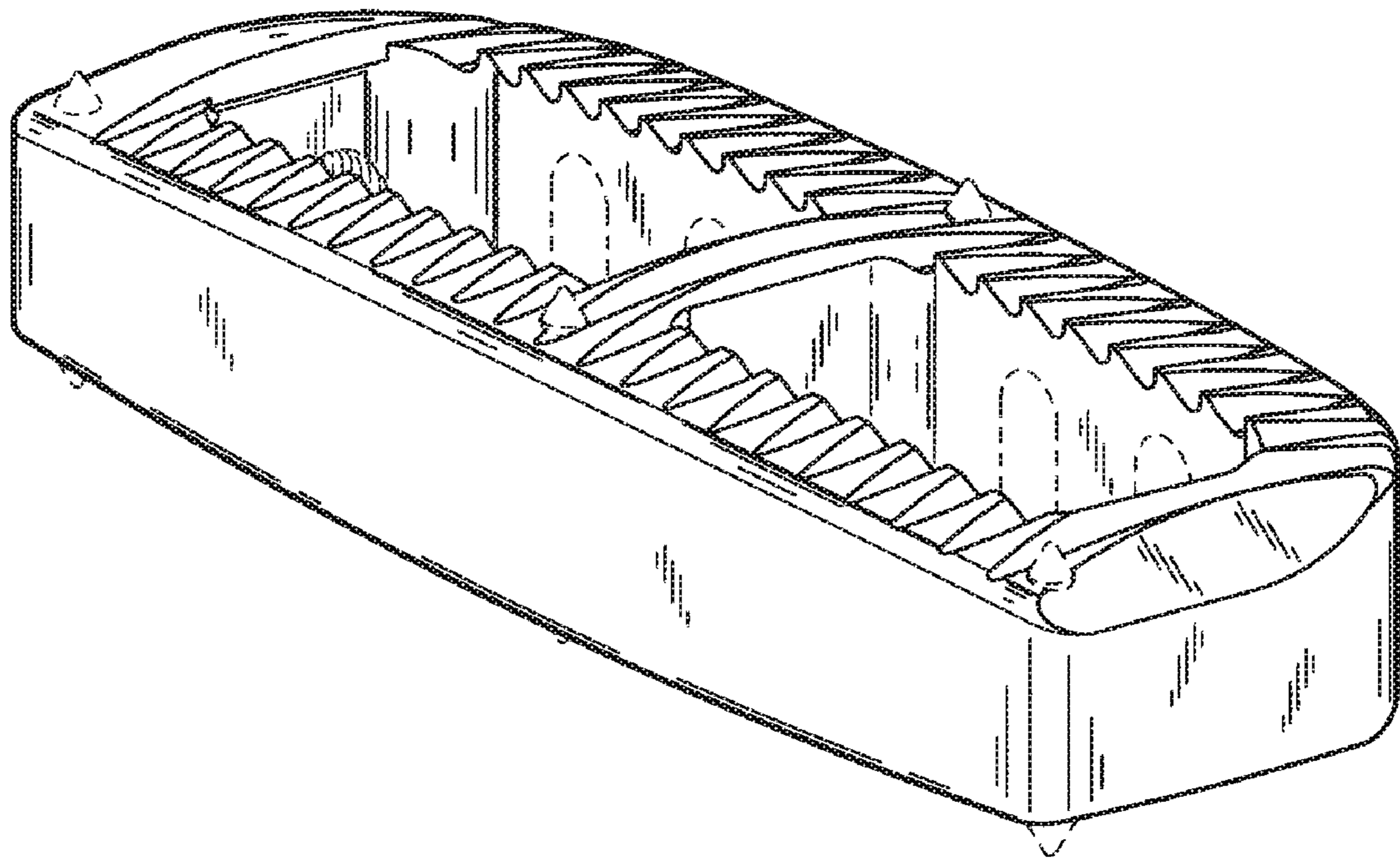


FIG. 1

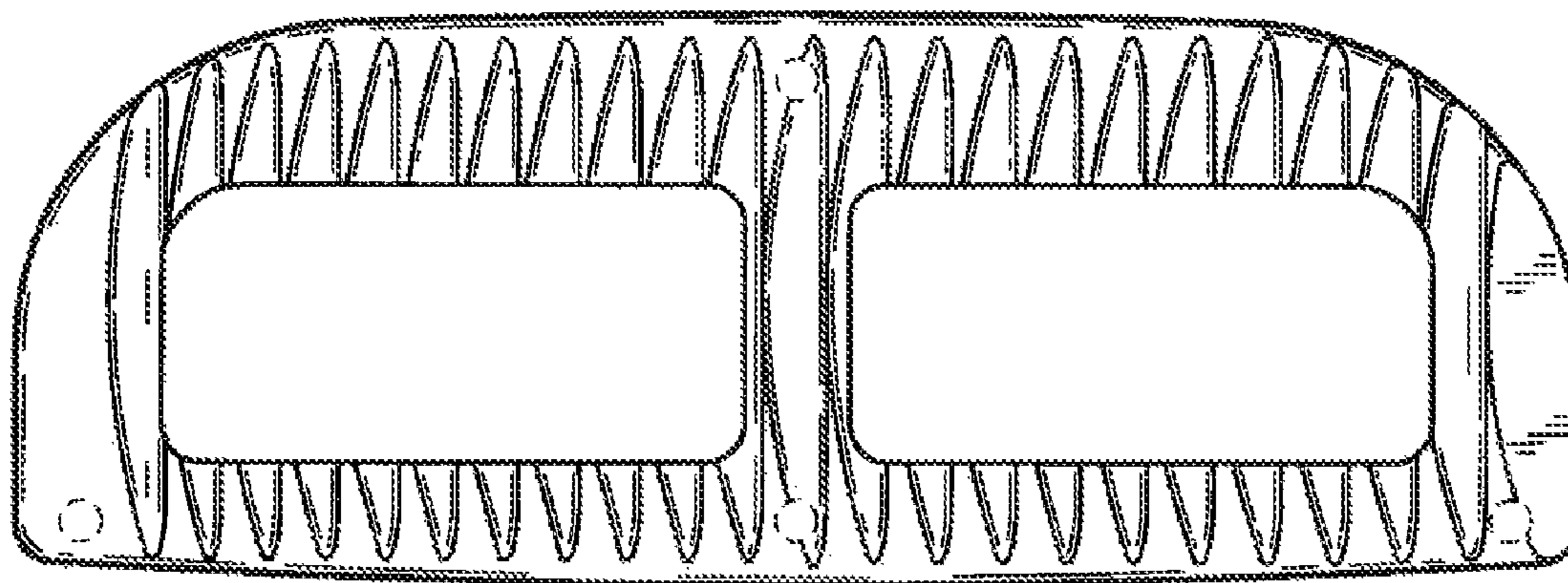


FIG. 2




FIG. 3

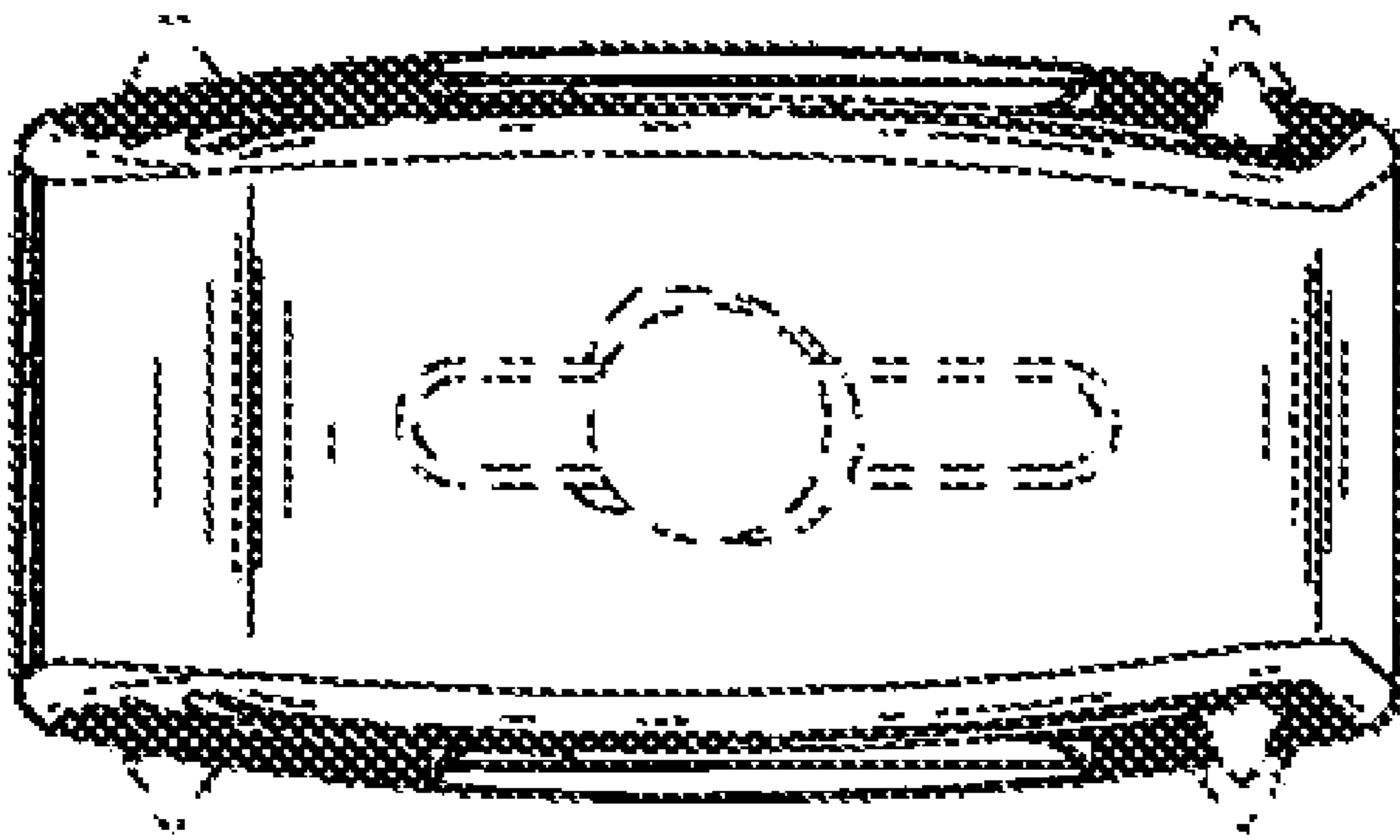


FIG. 4

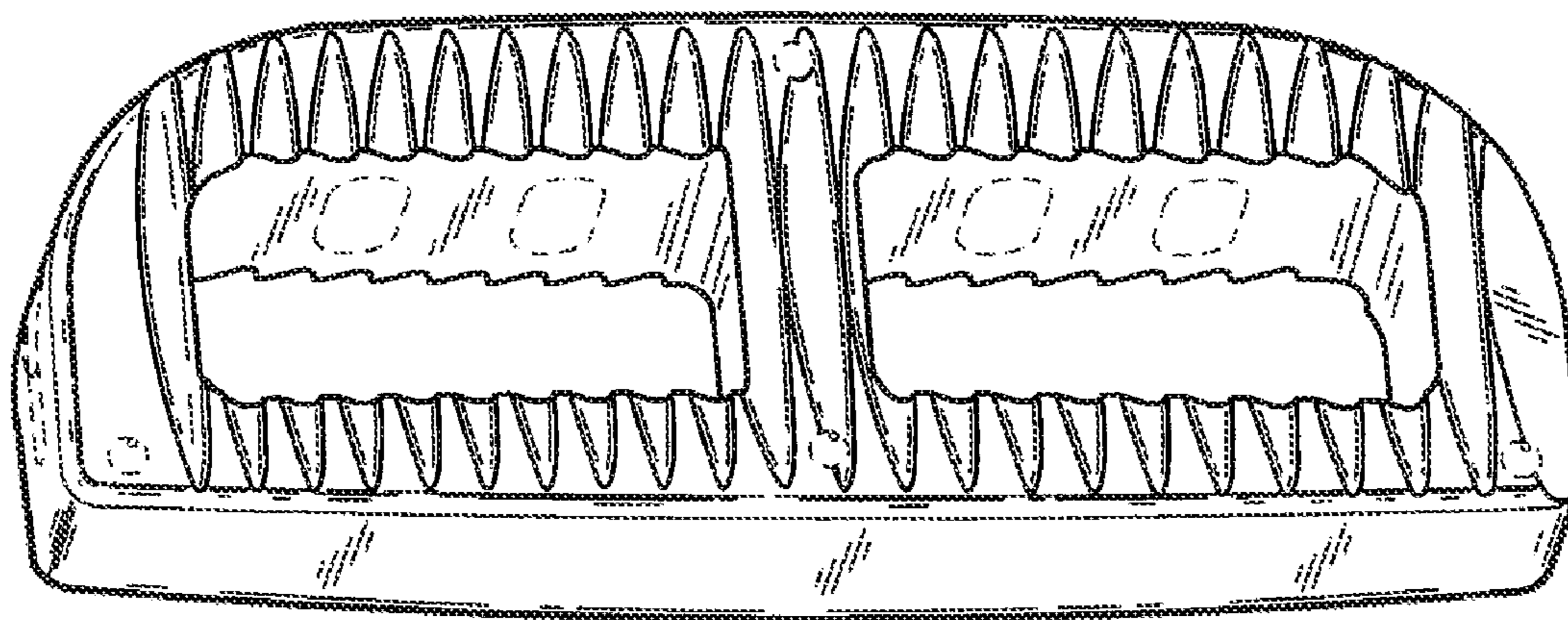


FIG. 5

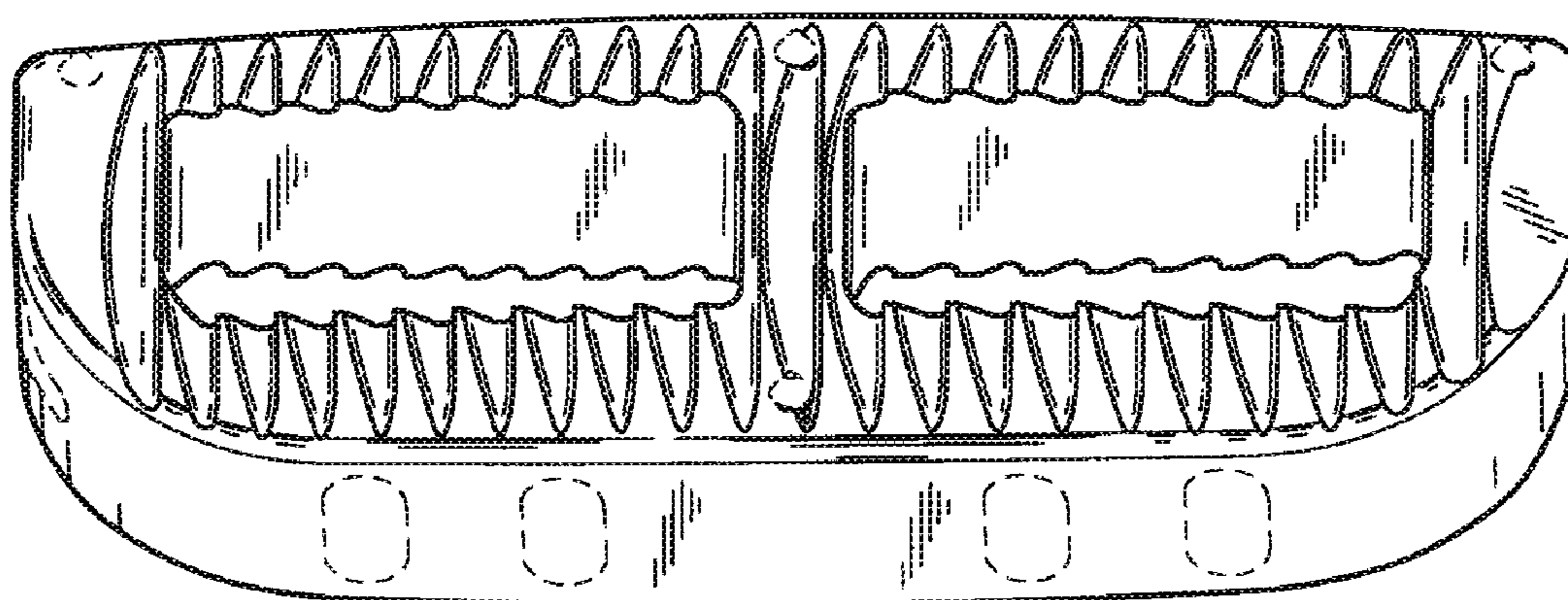


FIG. 6

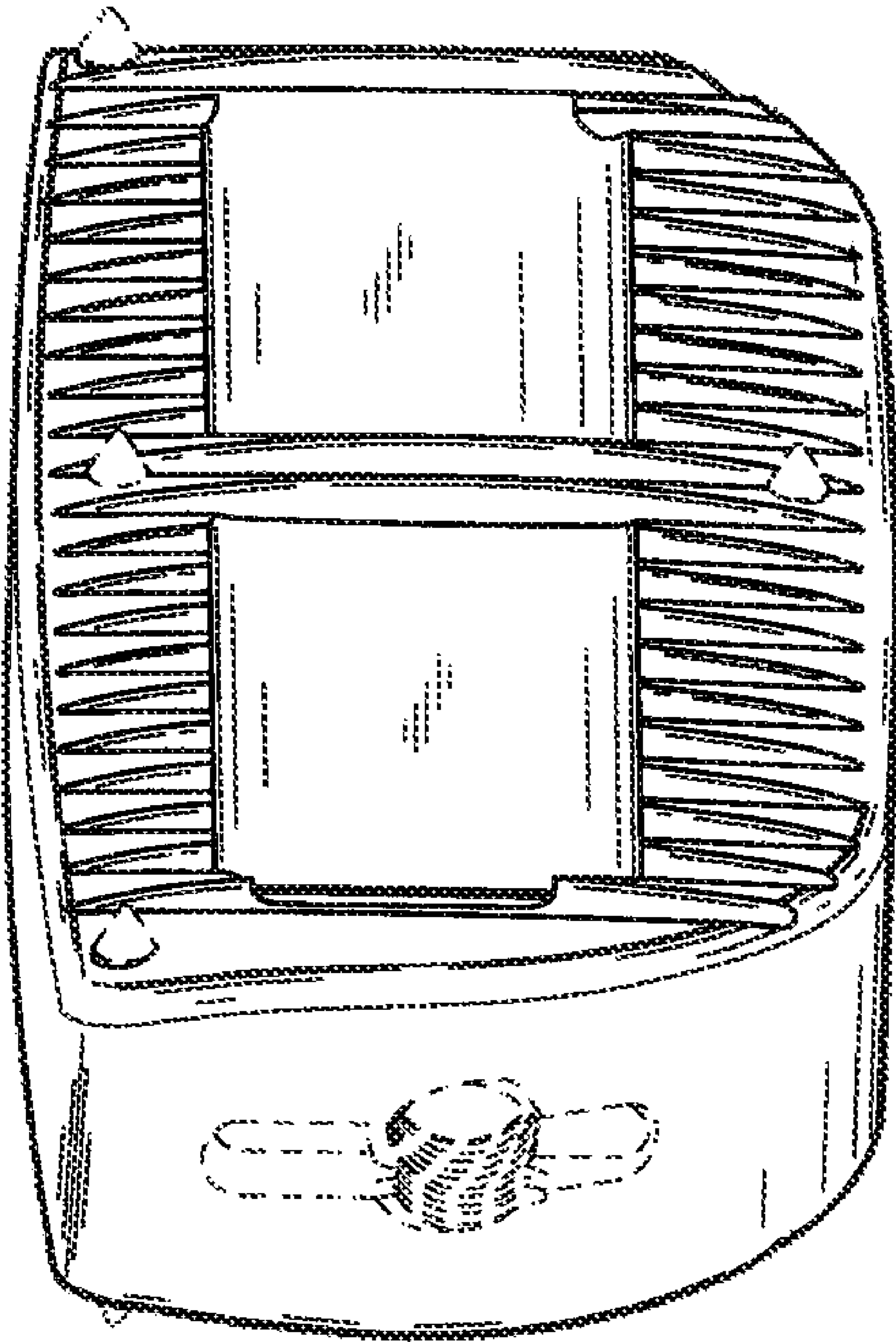


FIG. 7