



US00D674078S

(12) **United States Design Patent**
Marin

(10) **Patent No.:** **US D674,078 S**
(45) **Date of Patent:** **** Jan. 8, 2013**

(54) **RIFLED DIFFUSER**

(75) Inventor: **Ed Marin**, Plattsburgh, NY (US)

(73) Assignee: **Ed Marin**, Plattsburgh, NY (US)

(**) Term: **14 Years**

(21) Appl. No.: **29/382,070**

(22) Filed: **Dec. 28, 2010**

(51) **LOC (9) Cl.** **23-04**

(52) **U.S. Cl.** **D23/379**

(58) **Field of Classification Search** D23/328,
D23/332, 333, 335-337, 370-386, 397, 411-414;
248/676; 310/58, 59, 60 A, 60 R, 61-65;
392/365-369, 373, 374, 382, 383; 416/63,
416/179, 185, 186 R, 187, 189, 235, 244 R,
416/246, 247 R

See application file for complete search history.

(56) **References Cited**

U.S. PATENT DOCUMENTS

2,628,020	A *	2/1953	Koch	D23/378
D643,916	S *	8/2011	Bohl et al.	D23/370
D644,315	S *	8/2011	Bohl et al.	D23/370
2012/0051939	A1 *	3/2012	Marvin et al.	416/244 R

* cited by examiner

Primary Examiner — Garth Rademaker

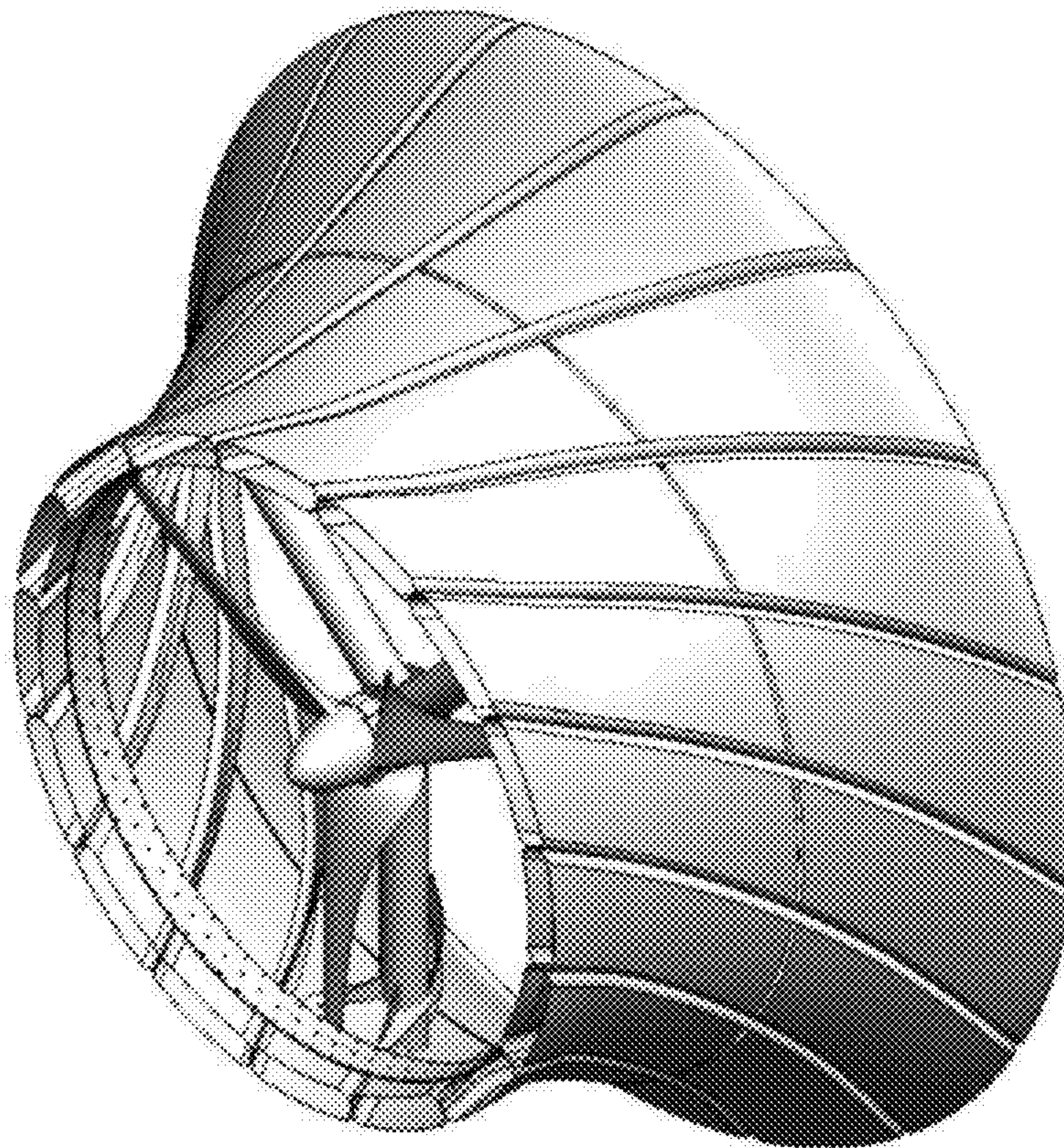
(57) **CLAIM**

The ornamental design for a rifled diffuser, as shown and described.

DESCRIPTION

FIG. 1 is a front view of a rifled diffuser.
FIG. 2 is a back view thereof.
FIG. 3 is a front perspective view thereof.
FIG. 4 is a top view thereof.
FIG. 5 is a bottom view thereof.
FIG. 6 is a right side view thereof; and,
FIG. 7 is a left side view thereof.

1 Claim, 7 Drawing Sheets






FIG. 1

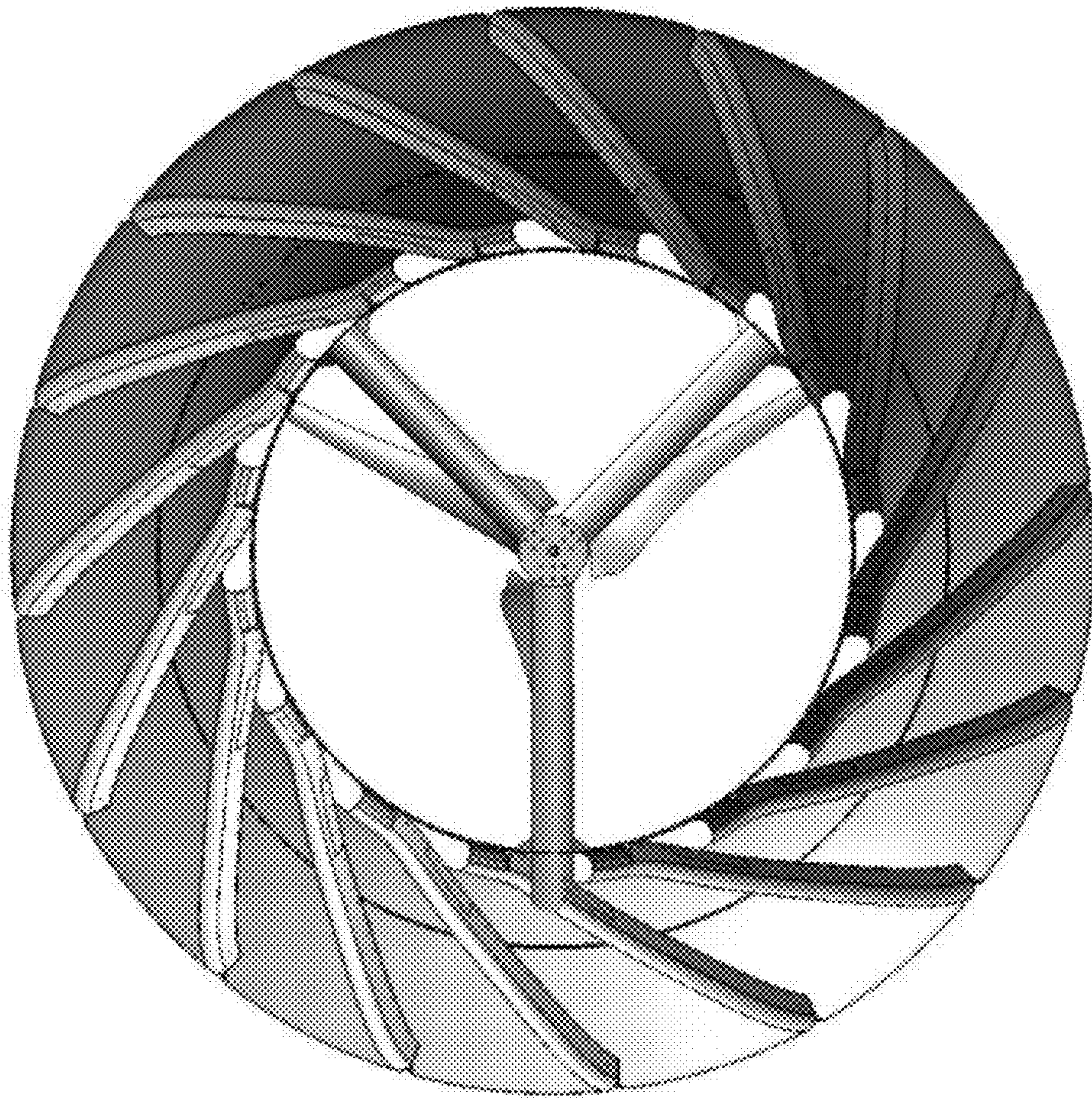


FIG. 2

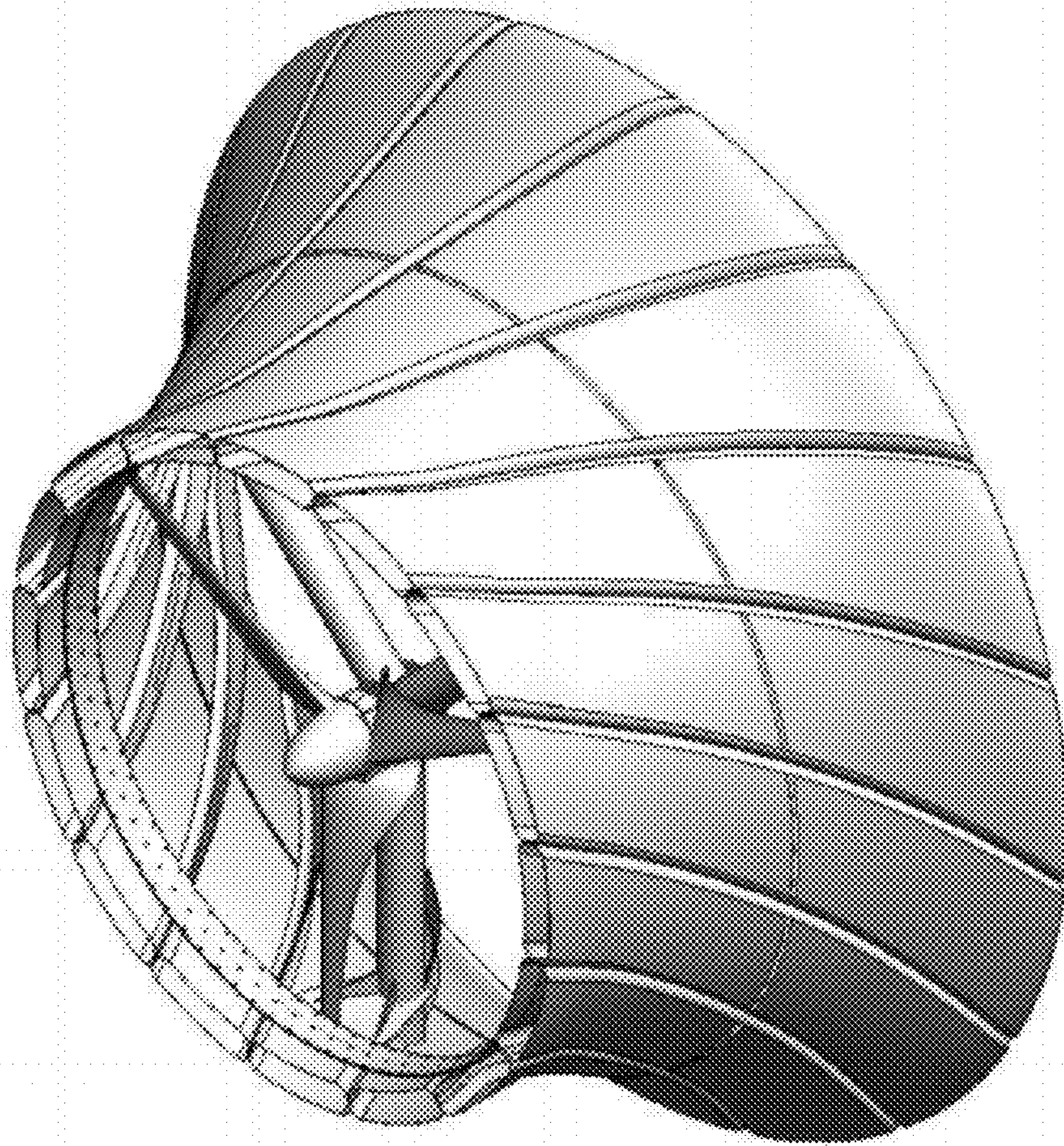


FIG. 3




FIG. 4




FIG. 5




FIG. 6




FIG. 7