



US00D674067S

(12) **United States Design Patent**
Ching

(10) **Patent No.:** **US D674,067 S**
(45) **Date of Patent:** **** Jan. 8, 2013**

(54) **BEDSIDE CABINET ELECTRONIC HEATER**

(75) Inventor: **Chan Ching**, New Taipei (TW)

(73) Assignee: **Perfect Union Co., Ltd.**, New Taipei (TW)

(**) Term: **14 Years**

(21) Appl. No.: **29/416,538**

(22) Filed: **Mar. 23, 2012**

(51) **LOC (9) Cl.** **23-01**

(52) **U.S. Cl.** **D23/342**

(58) **Field of Classification Search** D23/317,
D23/314, 332, 333, 334, 335, 342, 355, 378,
D23/370, 381, 364, 336, 341, 343, 344, 348;
416/244 R, 247 R, 53.1, 53.3; 392/365, 367;
D6/450, 397, 336, 445-446

See application file for complete search history.

(56) **References Cited**

U.S. PATENT DOCUMENTS

D143,778 S *	2/1946	Wilson	D23/342
D150,848 S *	9/1948	Greer, Jr.	D23/342
D150,849 S *	9/1948	Greer, Jr.	D23/342
D150,850 S *	9/1948	Greer, Jr.	D23/342
D151,156 S *	9/1948	Knuck	D23/342

D172,720 S *	7/1954	Nordholt et al.	D23/342
D231,170 S *	4/1974	Carter	D6/446
D258,032 S *	1/1981	Tebbe et al.	D6/445
D569,652 S *	5/2008	Kanthasamy	D6/445
D638,234 S *	5/2011	Kirkeby et al.	D6/446

* cited by examiner

Primary Examiner — Eric Goodman

(74) *Attorney, Agent, or Firm* — Jackson IPG PLLC


(57) **CLAIM**

The ornamental design for an bedside cabinet electronic heater, as shown and described.

DESCRIPTION

FIG. 1 is a top front and left side perspective view of bedside cabinet electronic heater showing my new design;
FIG. 2 is a front elevational view thereof;
FIG. 3 is a rear elevational view thereof;
FIG. 4 is a left side elevational view thereof;
FIG. 5 is a right side elevational view thereof;
FIG. 6 is a top plan view thereof; and,
FIG. 7 is a bottom plan view thereof.
The broken line showing is included for the purpose of illustrating portions of the article and forms no part of the claimed design.

1 Claim, 7 Drawing Sheets






Fig. 1




Fig.2

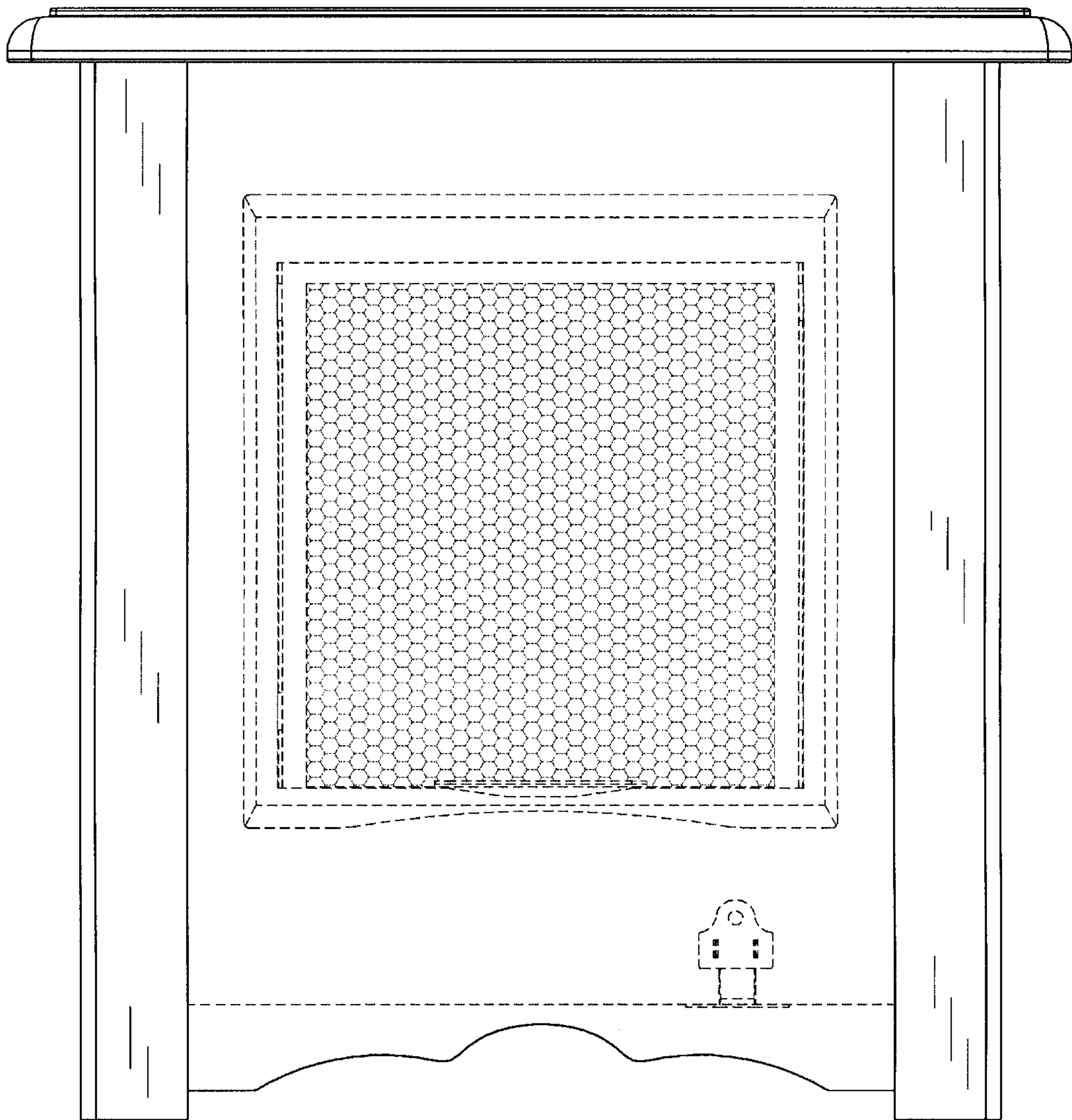


Fig.3

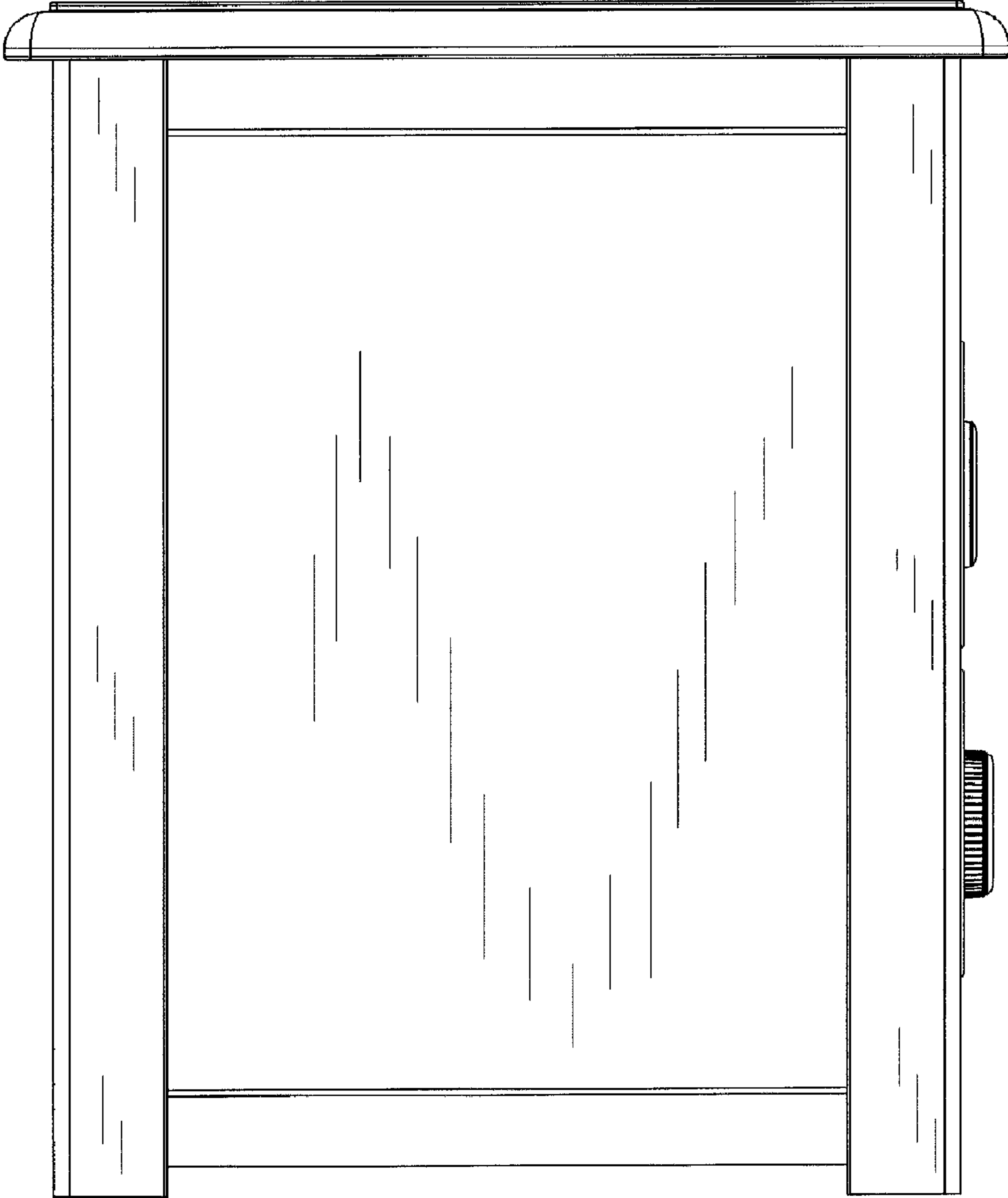


Fig.4

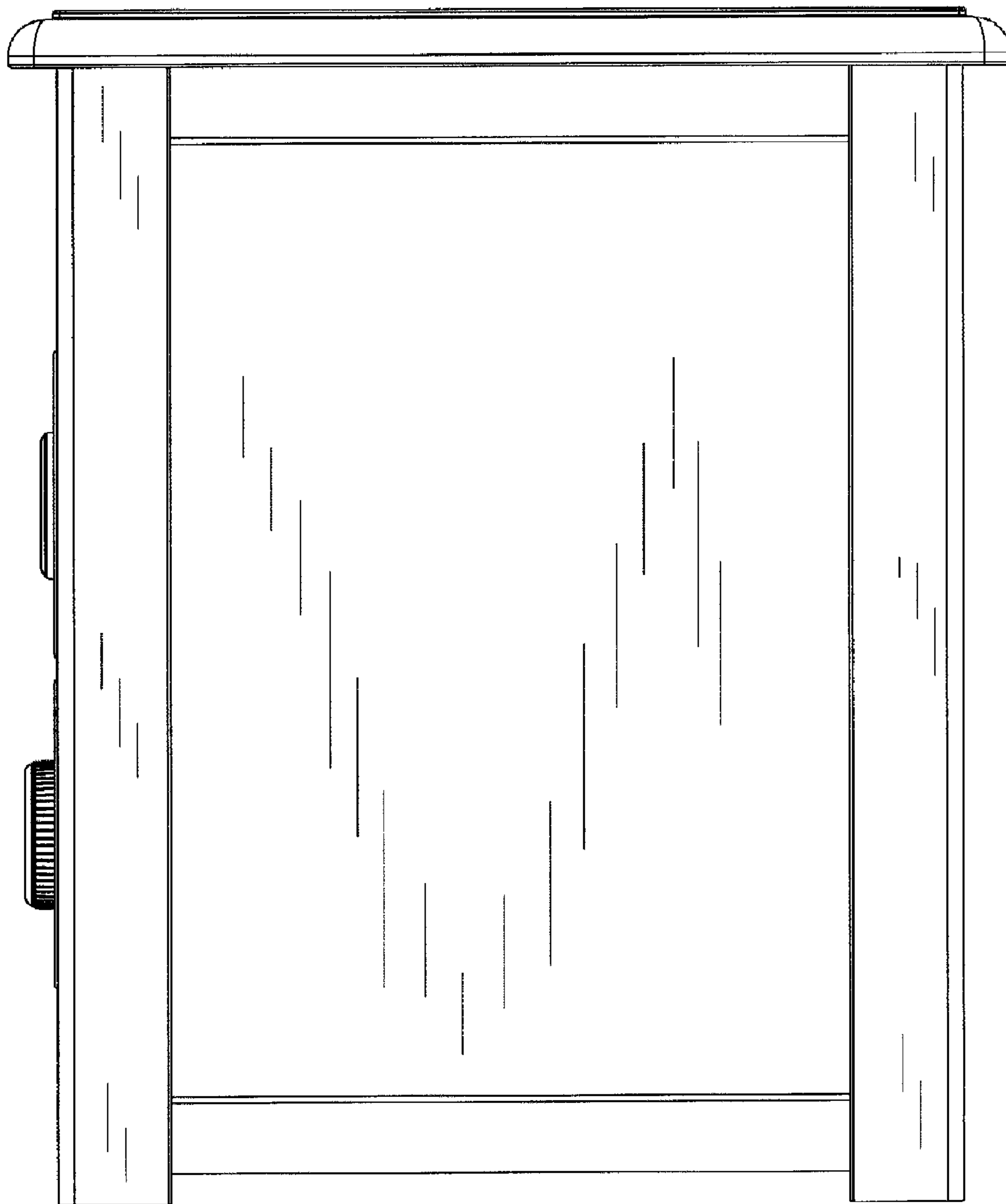


Fig.5




Fig.6

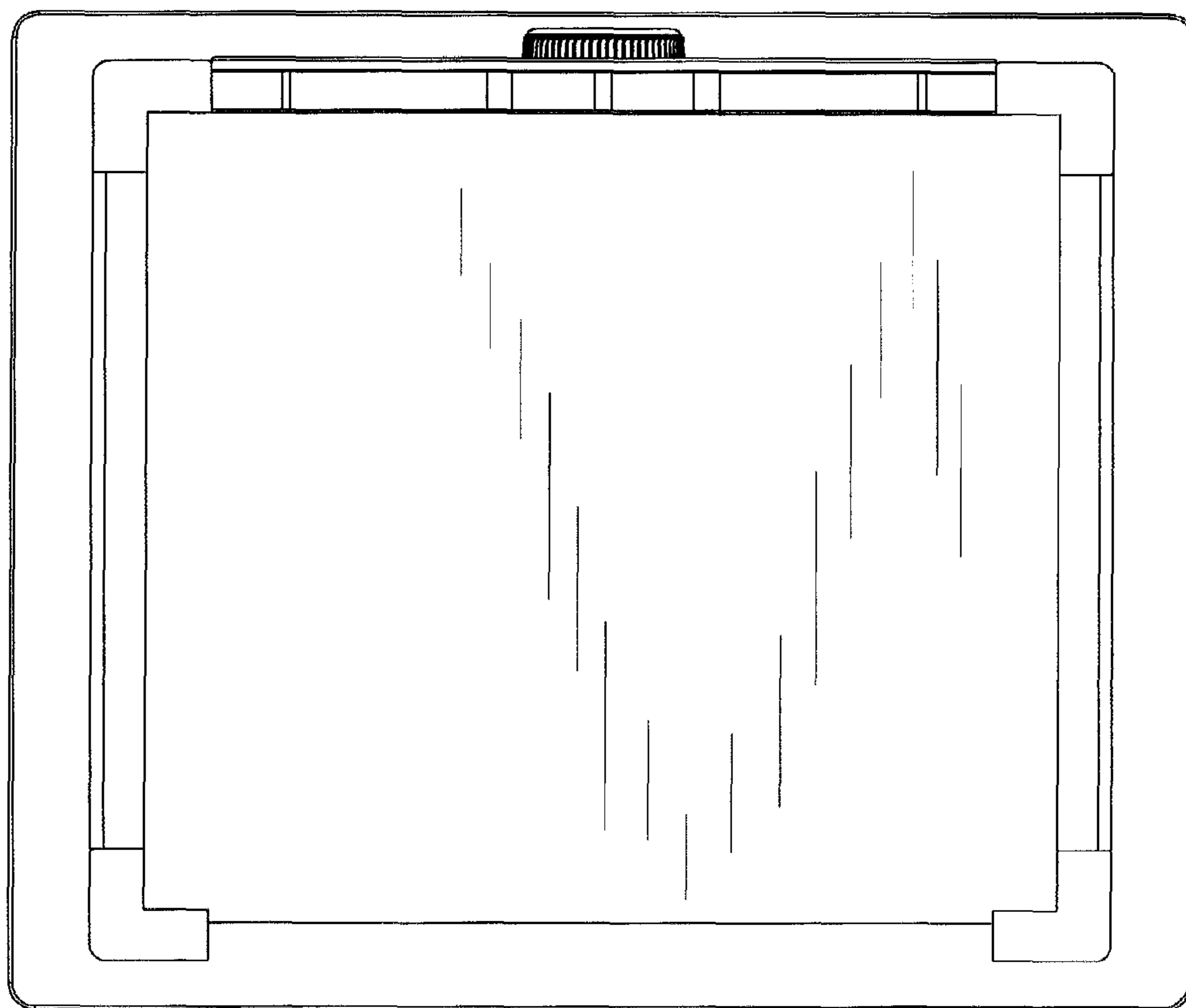


Fig.7