

US00D674066S

(12) **United States Design Patent**
Iranyi et al.

(10) **Patent No.:** **US D674,066 S**

(45) **Date of Patent:** **** Jan. 8, 2013**

(54) **SANITARY INSTALLATIONS**

(75) Inventors: **Daniel Iranyi**, Steinhausen (CH); **Tom Stäubli**, Zürich (CH); **Arno Lenzi**, Zürich (CH); **Nico Spinelli**, Zürich (CH)

(73) Assignee: **Geberit International AG**, Jona (CH)

(**) Term: **14 Years**

(21) Appl. No.: **29/412,417**

(22) Filed: **Feb. 2, 2012**

(30) **Foreign Application Priority Data**

Sep. 27, 2011 (WO) DM/077 199

(51) **LOC (9) Cl.** **23-02**

(52) **U.S. Cl.** **D23/301**

(58) **Field of Classification Search** D23/295,
D23/301, 303, 309; 4/300, 329, 420, 443

See application file for complete search history.

(56) **References Cited**

U.S. PATENT DOCUMENTS

| | | | |
|--------------|---------|--------------------|---------|
| D483,100 S * | 12/2003 | Krist et al. | D23/309 |
| D496,444 S * | 9/2004 | Kergoet | D23/301 |
| D594,944 S * | 6/2009 | Starck | D23/301 |
| D658,277 S * | 4/2012 | Iranyi et al. | D23/295 |

* cited by examiner

Primary Examiner — Robert Delehanty

(74) *Attorney, Agent, or Firm* — Sughrue Mion, PLLC

(57) **CLAIM**

The ornamental design for sanitary installations, as shown and described.

DESCRIPTION

FIG. 1 is a front elevation view of sanitary installations that comprise our invention;
FIG. 2 is a left side view thereof;
FIG. 3 is a perspective view thereof;
FIG. 4 is a right side view thereof; and,
FIG. 5 is a top view thereof.

1 Claim, 3 Drawing Sheets




FIG. 1




FIG. 2




FIG. 3




FIG. 4




FIG. 5

