

US00D674061S

(12) **United States Design Patent**
Cuvo et al.

(10) **Patent No.:** **US D674,061 S**
(45) **Date of Patent:** **** Jan. 8, 2013**

(54) **PIPE COUPLING SEGMENT**

(75) Inventors: **Anthony J. Cuvo**, Coopersburg, PA (US); **Scott D. Madara**, Nazareth, PA (US); **Charles E. Wilk, Jr.**, Slatington, PA (US); **Douglas R. Dole**, Whitehouse Station, NJ (US)

(73) Assignee: **Victaulic Company**, Easton, PA (US)

(**) Term: **14 Years**

(21) Appl. No.: **29/427,887**

(22) Filed: **Jul. 24, 2012**

Related U.S. Application Data

(62) Division of application No. 29/403,754, filed on Oct. 11, 2011, now Pat. No. Des. 665,058.

(51) **LOC (9) Cl.** **23-01**

(52) **U.S. Cl.** **D23/262**

(58) **Field of Classification Search** D23/259-262;
D8/396; 239/428.5; 261/DIG. 22; 285/1,
285/112, 179, 340, 367, 404, 53, 915; 403/291,
403/300; 411/5, 10; 137/801

See application file for complete search history.

(56) **References Cited**

U.S. PATENT DOCUMENTS

D142,057	S	8/1945	Baxter	
6,626,466	B1	9/2003	Dole	
7,090,259	B2	8/2006	Dole	
7,540,540	B2	6/2009	Kwon et al.	
D618,315	S	6/2010	Bowman et al.	
D625,788	S	10/2010	Madara et al.	
D629,083	S	12/2010	Dole et al.	
D650,889	S	12/2011	Van Walraven	
D665,056	S *	8/2012	Cuvo et al.	D23/262
D665,889	S *	8/2012	Dole et al.	D23/262
8,267,432	B2 *	9/2012	Madara et al.	285/112
2004/0036291	A1	2/2004	Dole	

OTHER PUBLICATIONS

Chionchio, John A.; Pipe Coupling Segment; U.S. Appl. No. 29/427,884, filed Jul. 24, 2012; Specification (pp. 1-2), Drawings (pp. 3-4).

Chionchio, John A.; Pipe Coupling Segment; U.S. Appl. No. 29/427,884, filed Jul. 24, 2012; Specification (pp. 1-2); Drawings (pp. 3-4).

Chionchio, John A.; Pipe Coupling Segment; U.S. Appl. No. 29/427,889, filed Jul. 24, 2012; Specification (pp. 1-2); Drawings (pp. 3-4).

Chionchio, John A.; Pipe Coupling Segment; U.S. Appl. No. 29/427,890, filed Jul. 24, 2012; Specification (pp. 1-2); Drawings (pp. 3-4).

* cited by examiner

Primary Examiner — Eric Goodman

(74) *Attorney, Agent, or Firm* — Ballard Spahr LLP

(57) **CLAIM**

We claim the ornamental design for a pipe coupling segment, as shown and described.

DESCRIPTION

FIG. 1 is an isometric view of an embodiment of our design for a pipe coupling segment;

FIG. 2 is a front view of the design for the pipe coupling segment shown in FIG. 1, the rear view being identical;

FIG. 3 is a top view of the design for the pipe coupling segment shown in FIG. 1;

FIG. 4 is a bottom view of the design for the pipe coupling segment shown in FIG. 1; and,

FIG. 5 is a left side view of for the design for the pipe coupling segment shown in FIG. 1, the right side view being identical.

The broken lines in FIGS. 1-5 are for illustrative purposes only and form no part of the claimed design.

1 Claim, 2 Drawing Sheets

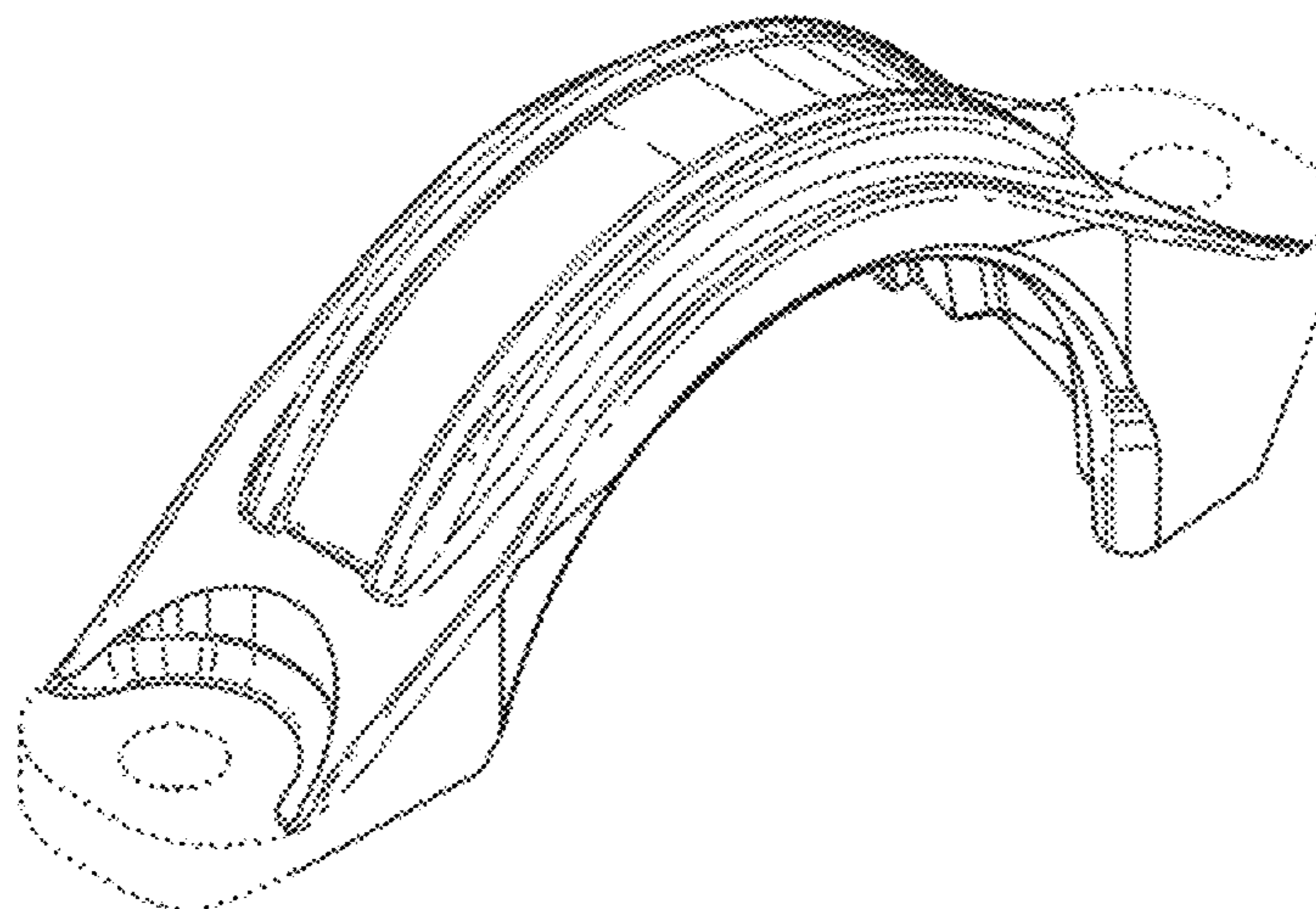


FIG.1

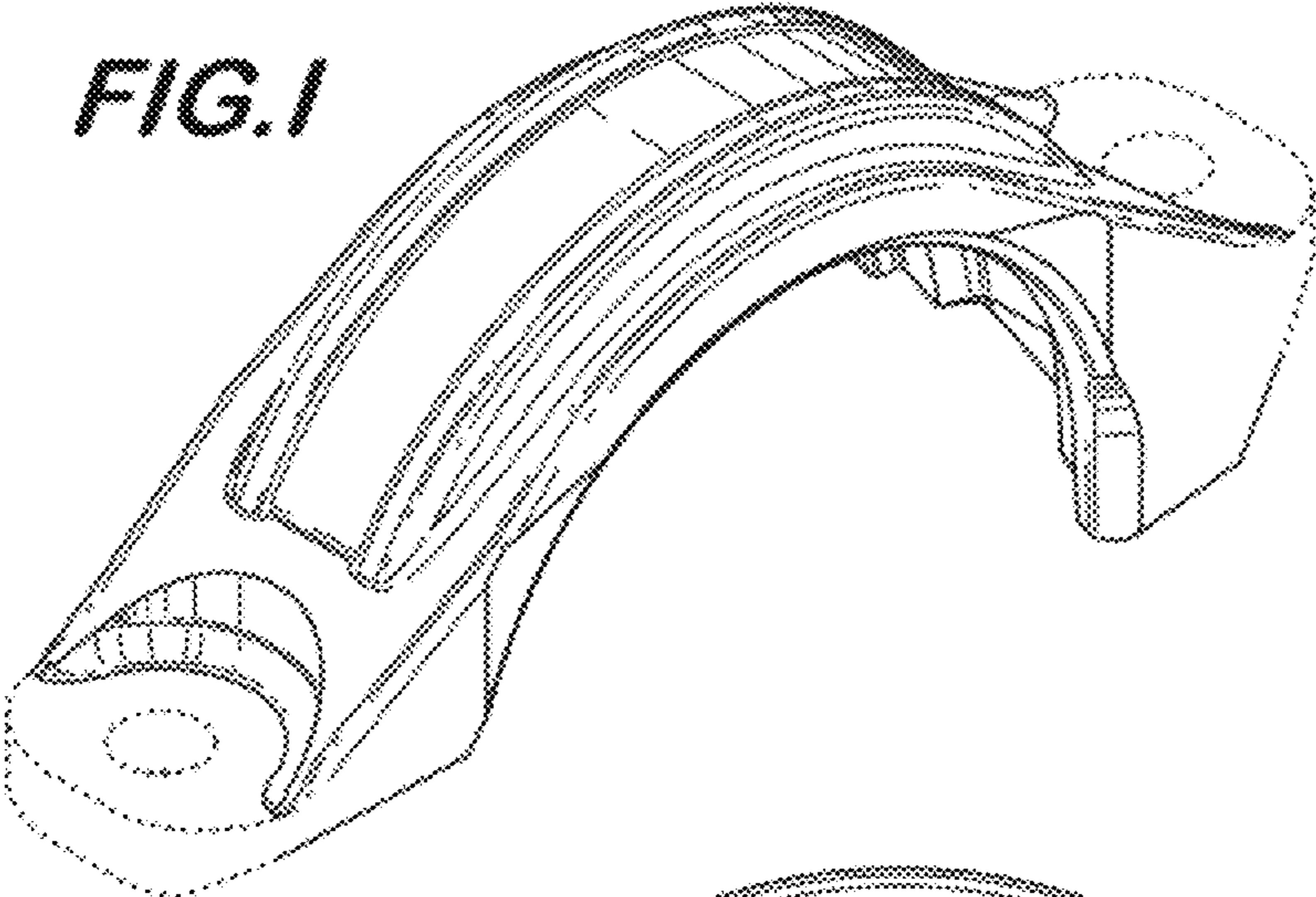


FIG.2

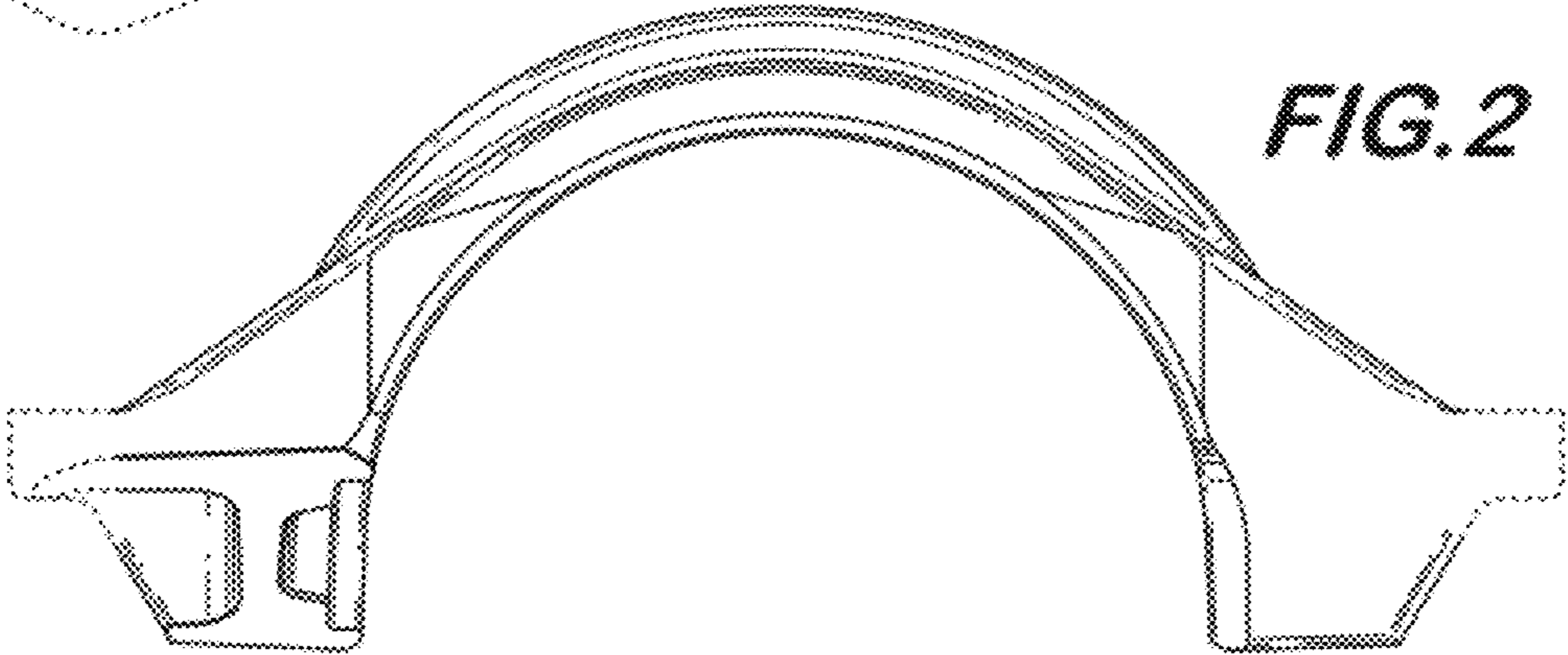


FIG.3



FIG. 4

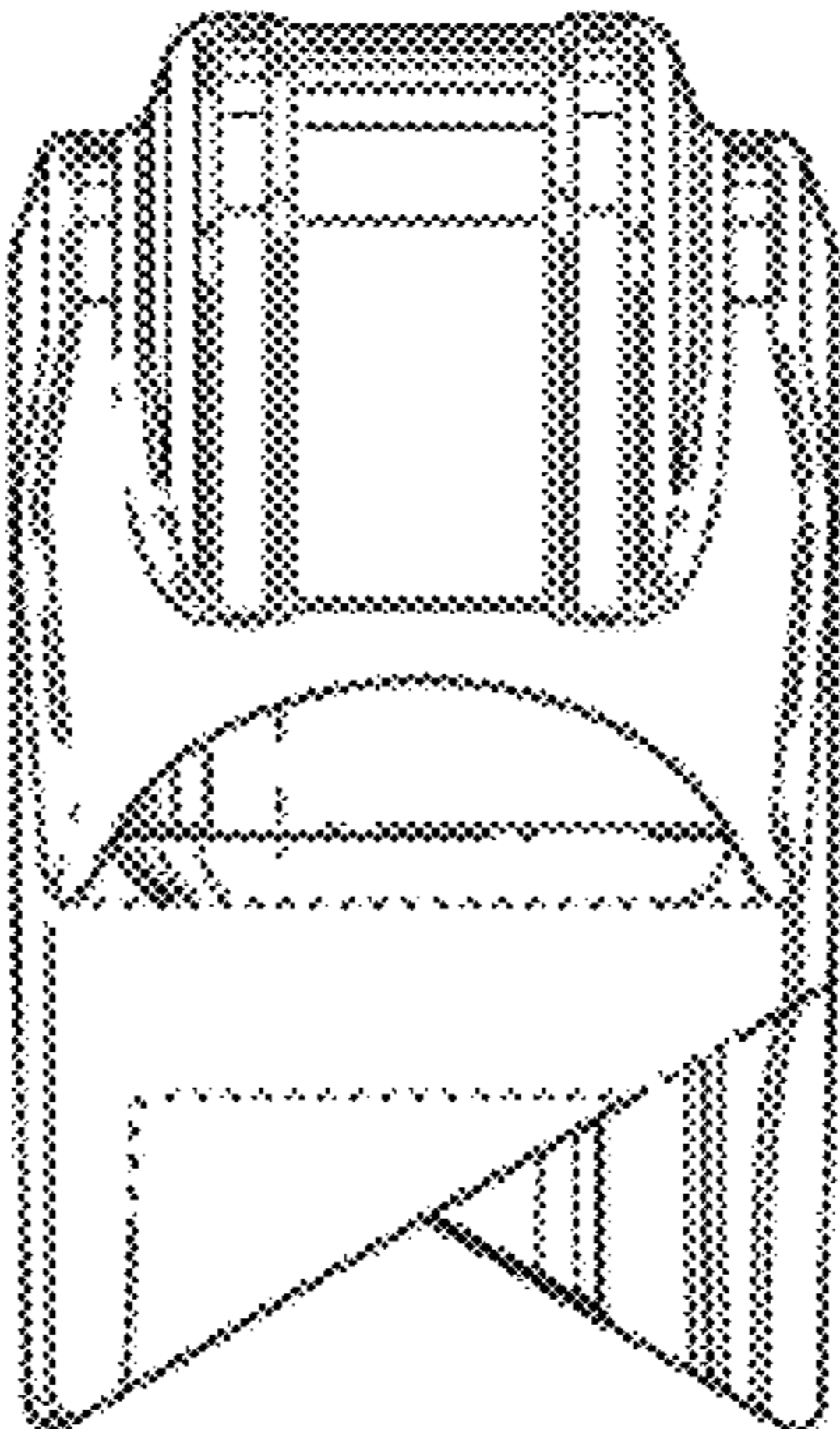
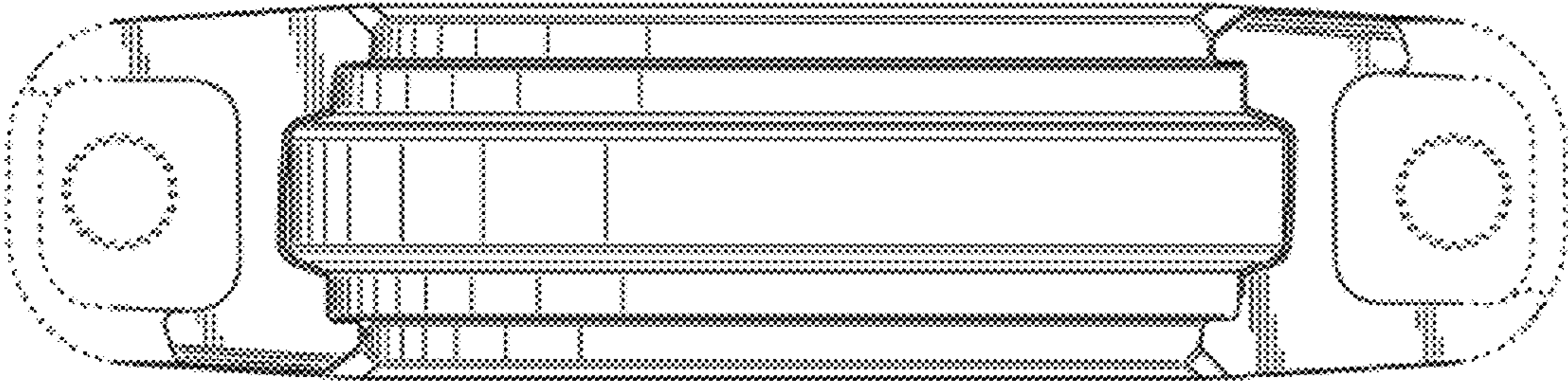


FIG. 5