



US00D674001S

(12) **United States Design Patent**
Cohen

(10) **Patent No.:** **US D674,001 S**
(45) **Date of Patent:** **** Jan. 8, 2013**

(54) **PLECTRUM**

(76) Inventor: **Laurent Cohen**, Paris (FR)

(**) Term: **14 Years**

(21) Appl. No.: **29/427,784**

(22) Filed: **Jul. 23, 2012**

(30) **Foreign Application Priority Data**

Jan. 24, 2012 (EM) 001980152-0001

(51) **LOC (9) Cl.** **17-03**

(52) **U.S. Cl.** **D17/20**

(58) **Field of Classification Search** D17/20,
D17/99; 84/320-322, 453

See application file for complete search history.

(56) **References Cited**

U.S. PATENT DOCUMENTS

D310,233 S *	8/1990	Farnell, Jr.	D17/20
D311,414 S *	10/1990	Smith et al.	D17/20
D436,984 S *	1/2001	Hansel	D17/20
6,342,661 B1 *	1/2002	Flamm	84/322
D547,360 S *	7/2007	Harrington	D17/20
D588,628 S *	3/2009	Key	D17/20
D609,738 S *	2/2010	Goble	D17/20
D632,725 S *	2/2011	Goad	D17/20

FOREIGN PATENT DOCUMENTS

DE	3120597 A1 *	12/1982
JP	2005201984 A *	7/2005
JP	2006023534 A *	1/2006
JP	2007293225 A *	11/2007

* cited by examiner

Primary Examiner — Rashida Johnson

(74) *Attorney, Agent, or Firm* — Pillsbury Winthrop Shaw Pittman LLP

(57) **CLAIM**

The ornamental design for a plectrum, as shown and described.

DESCRIPTION

FIG. 1 is a front perspective view of the plectrum, according to my design;

FIG. 2 is a rear perspective view of the design of FIG. 1;

FIG. 3 is a top view of the design of FIG. 1;

FIG. 4 is a bottom view of the design of FIG. 1;

FIG. 5 is a left view of the design of FIG. 1;

FIG. 6 is a right view of the design of FIG. 1;

FIG. 7 is a top view of the design of FIG. 1; and,

FIG. 8 is a bottom view of the design of FIG. 1.

1 Claim, 4 Drawing Sheets

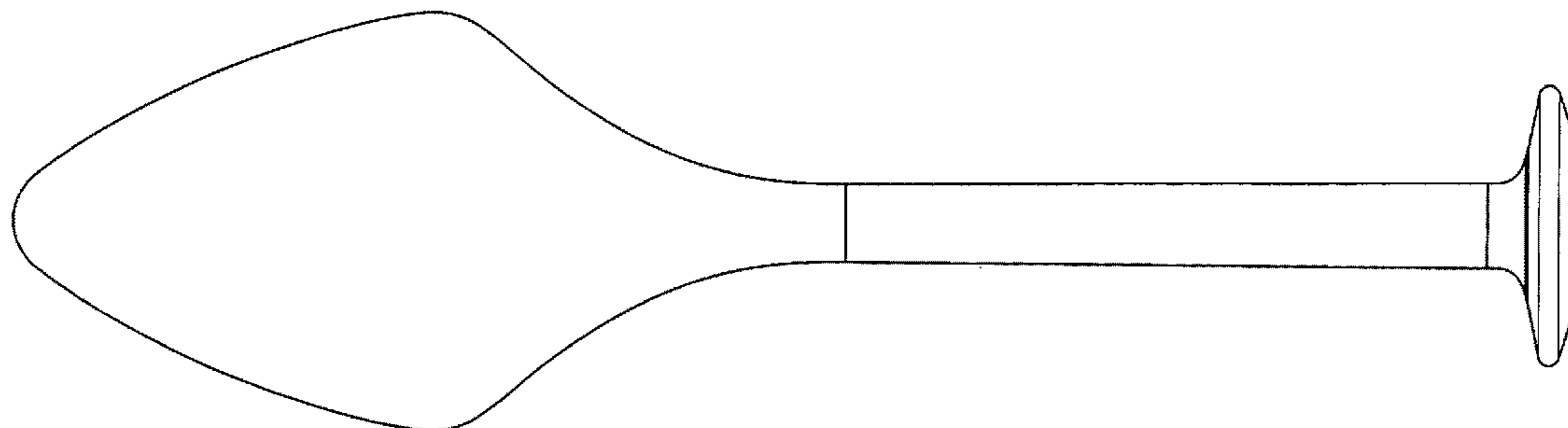





FIG. 1



FIG. 2

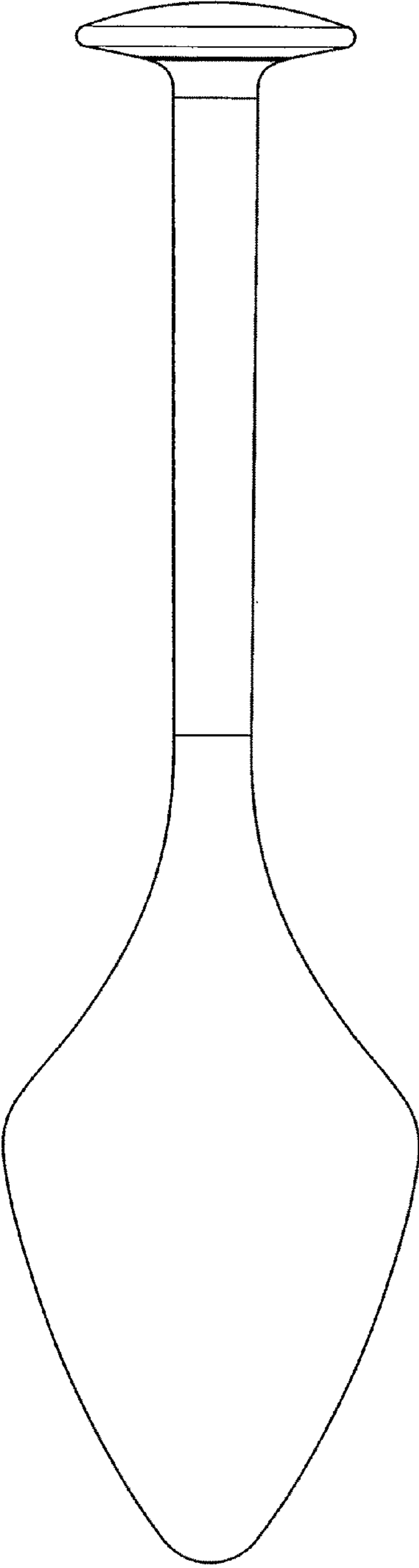


FIG. 3

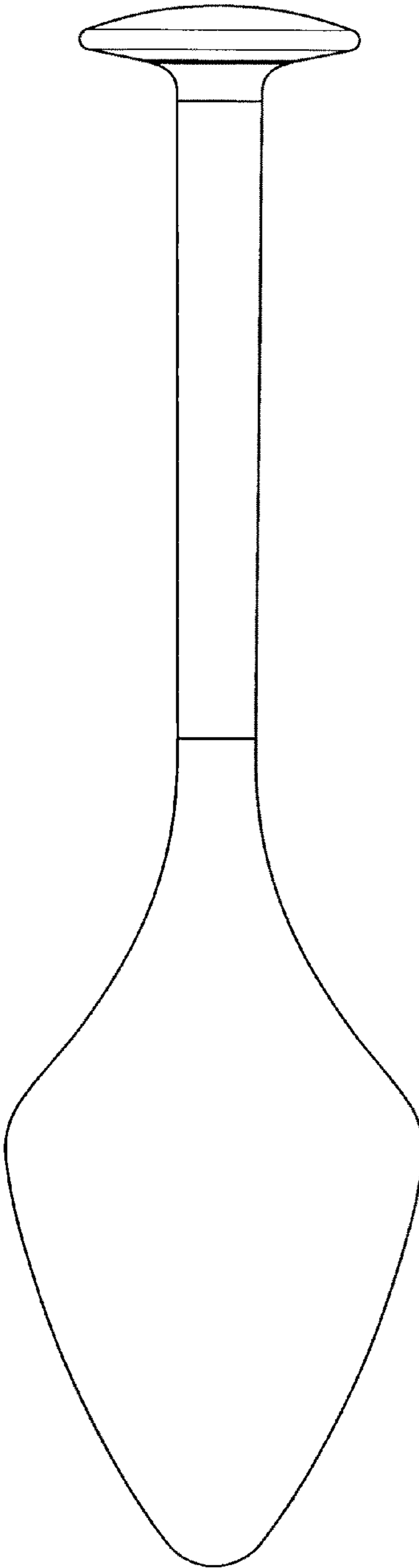


FIG. 4

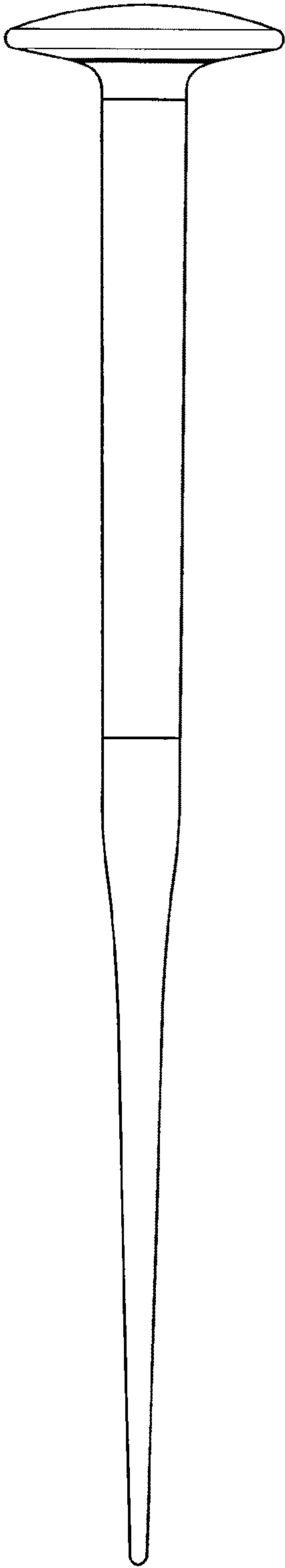


FIG. 5

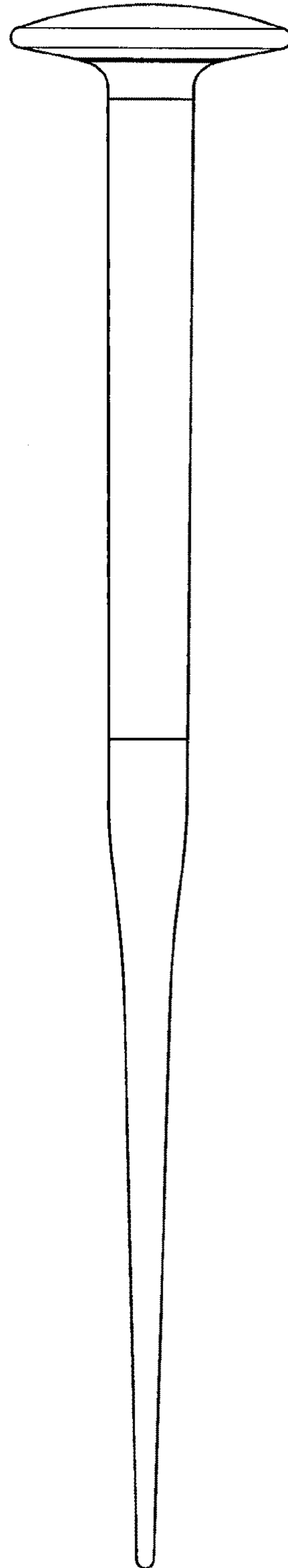


FIG. 6

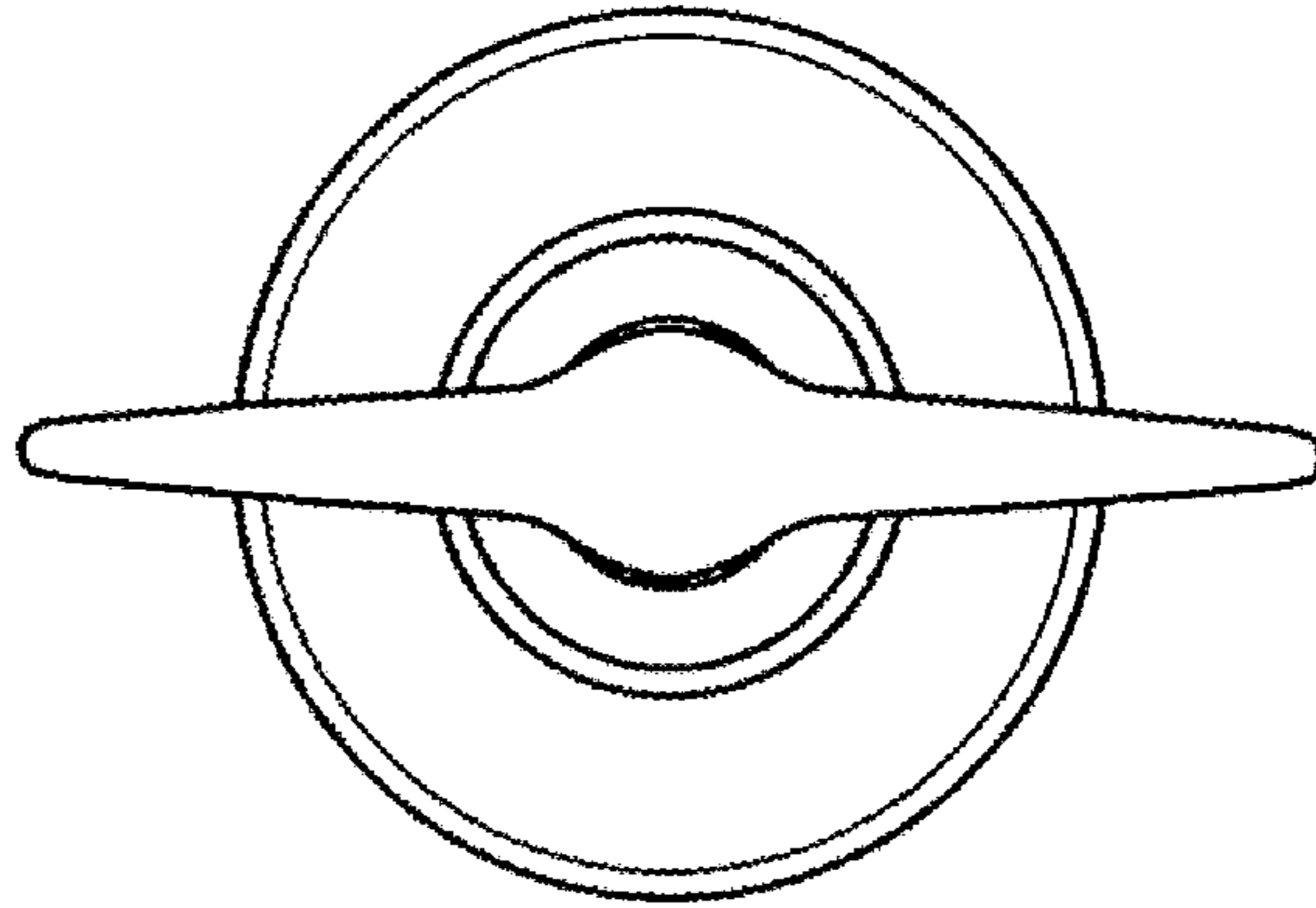


FIG. 7

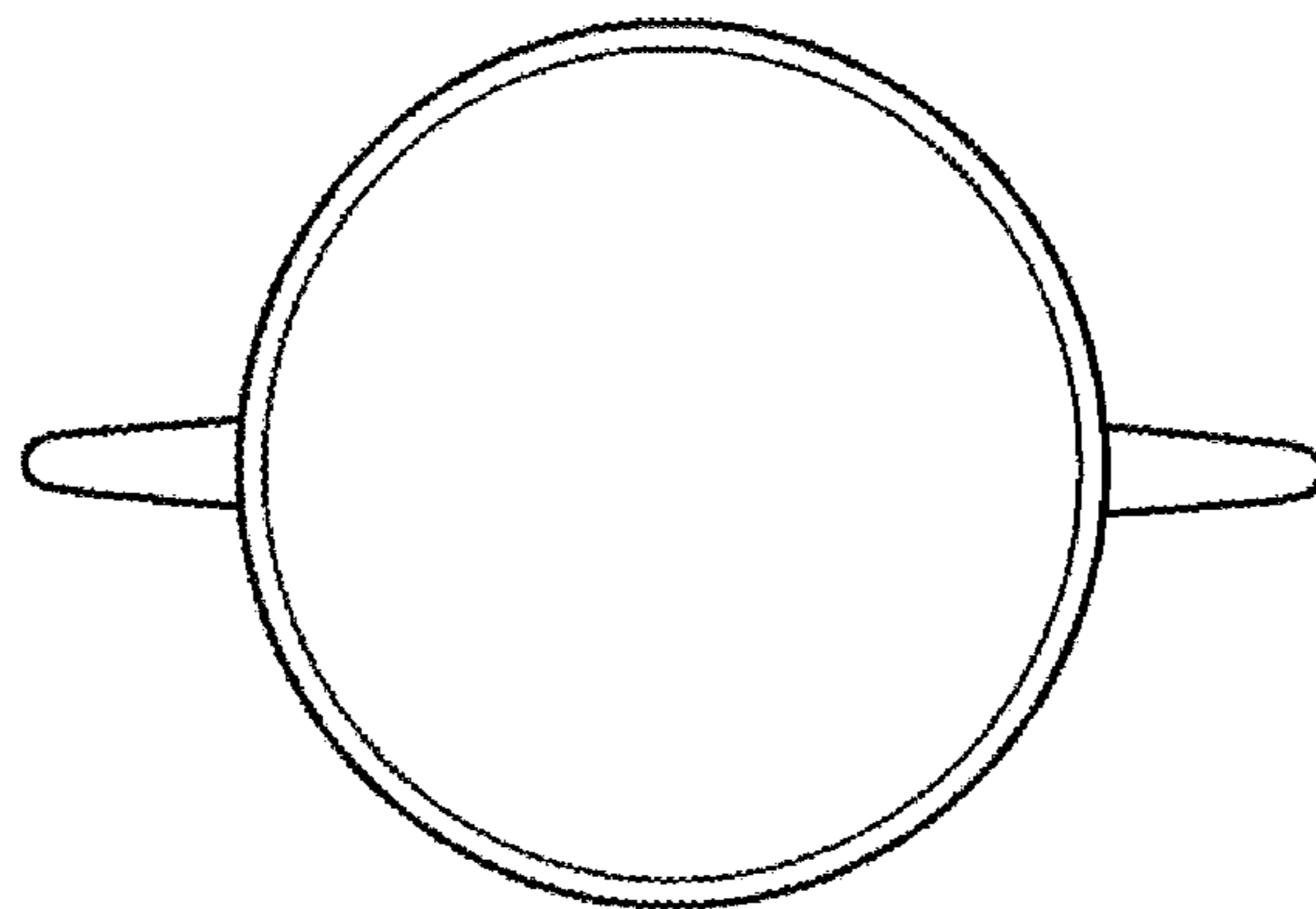


FIG. 8