



US00D673998S

(12) **United States Design Patent**
Wells

(10) **Patent No.:** **US D673,998 S**

(45) **Date of Patent:** **** Jan. 8, 2013**

(54) **INSTRUMENT STRAP**

(76) Inventor: **Wendy Wells**, Sunnyside, NY (US)

(**) Term: **14 Years**

(21) Appl. No.: **29/366,266**

(22) Filed: **Jul. 22, 2010**

(51) **LOC (9) Cl.** **17-03**

(52) **U.S. Cl.** **D17/20**

(58) **Field of Classification Search** D17/20,
D17/99; D3/243, 290, 327; D22/108; 84/327,
84/329, 421, 453; 224/257, 264

See application file for complete search history.

(56) **References Cited**

U.S. PATENT DOCUMENTS

3,129,863	A	4/1964	Haugen	
4,254,901	A	3/1981	McIntosh	
4,279,367	A	7/1981	Jacobs	
4,630,763	A	12/1986	Friedman	
D306,871	S	3/1990	Bracy	
4,930,695	A	6/1990	Thompson et al.	
D336,156	S *	6/1993	Cavazos	D3/215
5,291,816	A	3/1994	Adams	
5,332,137	A	7/1994	Violette	
5,431,320	A	7/1995	Hash	
5,483,860	A	1/1996	Adams	
5,596,158	A	1/1997	Tonon	
5,730,500	A *	3/1998	Cardona	297/483
5,936,173	A *	8/1999	Tonon	84/327
6,199,731	B1	3/2001	Lehoux	
6,250,525	B1	6/2001	Lehoux	
6,359,203	B1 *	3/2002	Cronos	84/327
D462,710	S *	9/2002	Babcock	D17/20
6,581,812	B2	6/2003	Roscoe-Dare	
D479,554	S	9/2003	Boron et al.	
D508,516	S *	8/2005	Boone	D17/20
D513,034	S	12/2005	Boron et al.	
D515,311	S *	2/2006	Esch	D3/221
7,169,992	B1 *	1/2007	Kennon	84/327
D536,725	S *	2/2007	Walker	D17/20
D570,603	S *	6/2008	Wu et al.	D3/327

D574,415	S *	8/2008	Koskela	D17/20
7,491,876	B2 *	2/2009	Peacock	84/327
7,709,714	B2	5/2010	Harbaugh et al.	
2002/0084296	A1	7/2002	Roscoe-Dare	
2004/0094585	A1	5/2004	Walker	
2009/0178535	A1	7/2009	Peavey et al.	

FOREIGN PATENT DOCUMENTS

DE	19912973	9/2000
WO	WO 2009004275	6/2007

OTHER PUBLICATIONS

Office Action dated Aug. 17, 2012 for U.S. Appl. No. 12/841,426.

* cited by examiner

Primary Examiner — Stella Reid

Assistant Examiner — Carissa C Fitts

(74) *Attorney, Agent, or Firm* — Andrew D. Wright; Roberts Mlotkowski Safran & Cole, P.C.

(57) **CLAIM**

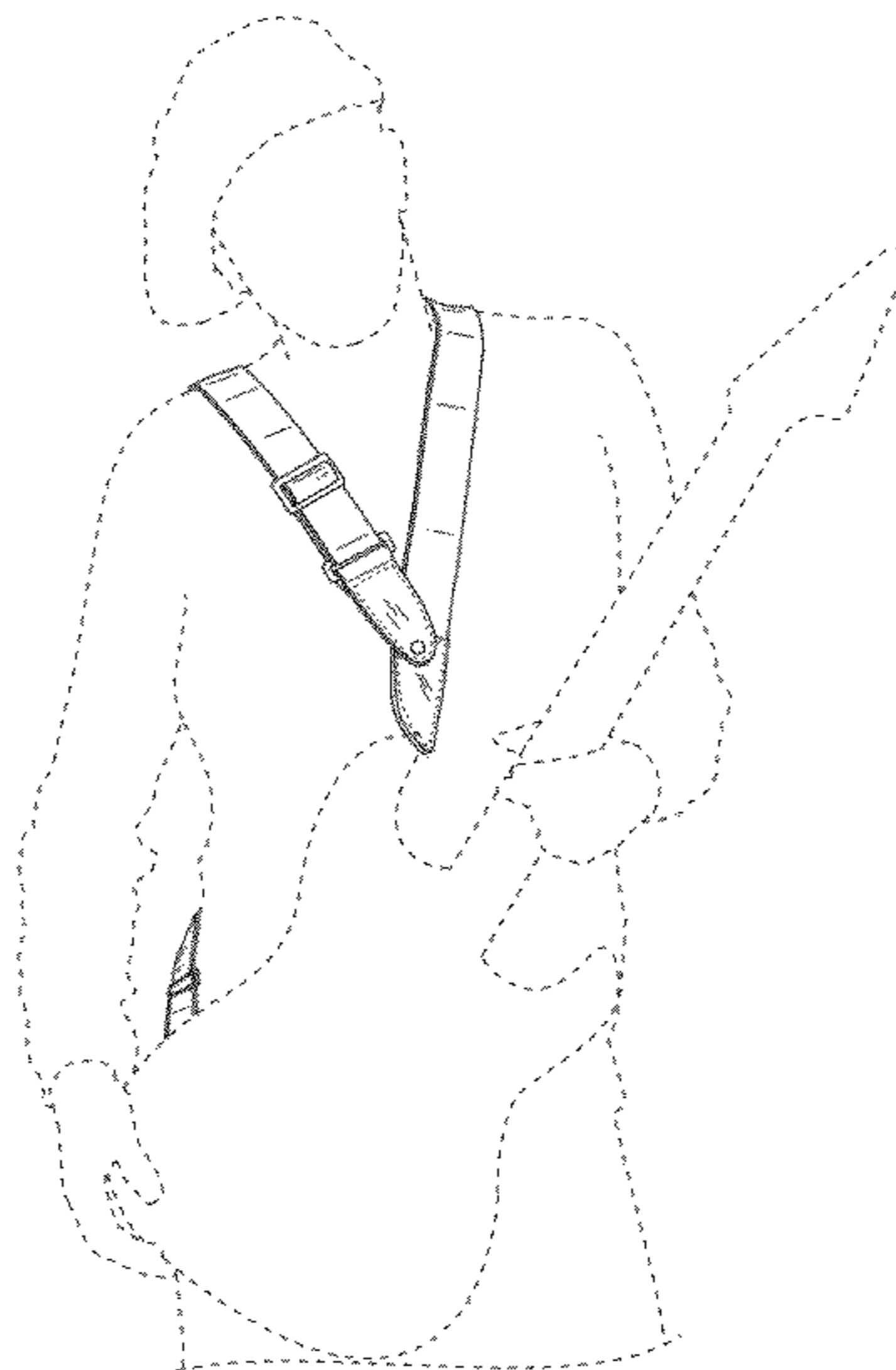
I claim the ornamental design for an instrument strap, as shown and described.

DESCRIPTION

FIG. 1 is a perspective view of the instrument strap shown in an environment of use;
 FIG. 2 is a perspective view thereof;
 FIG. 3 is a front view thereof;
 FIG. 4 is a rear view thereof;
 FIG. 5 is a first side view thereof;
 FIG. 6 is a second side view thereof;
 FIG. 7 is a top view thereof; and,
 FIG. 8 is a bottom view thereof.

The broken lines depicting the human form and guitar in FIG. 1 show an environment in which an article embodying the design may be used and form no part of the claimed design. The broken lines on the surface of the instrument strap represent stitching and form no part of the claimed design.

1 Claim, 8 Drawing Sheets



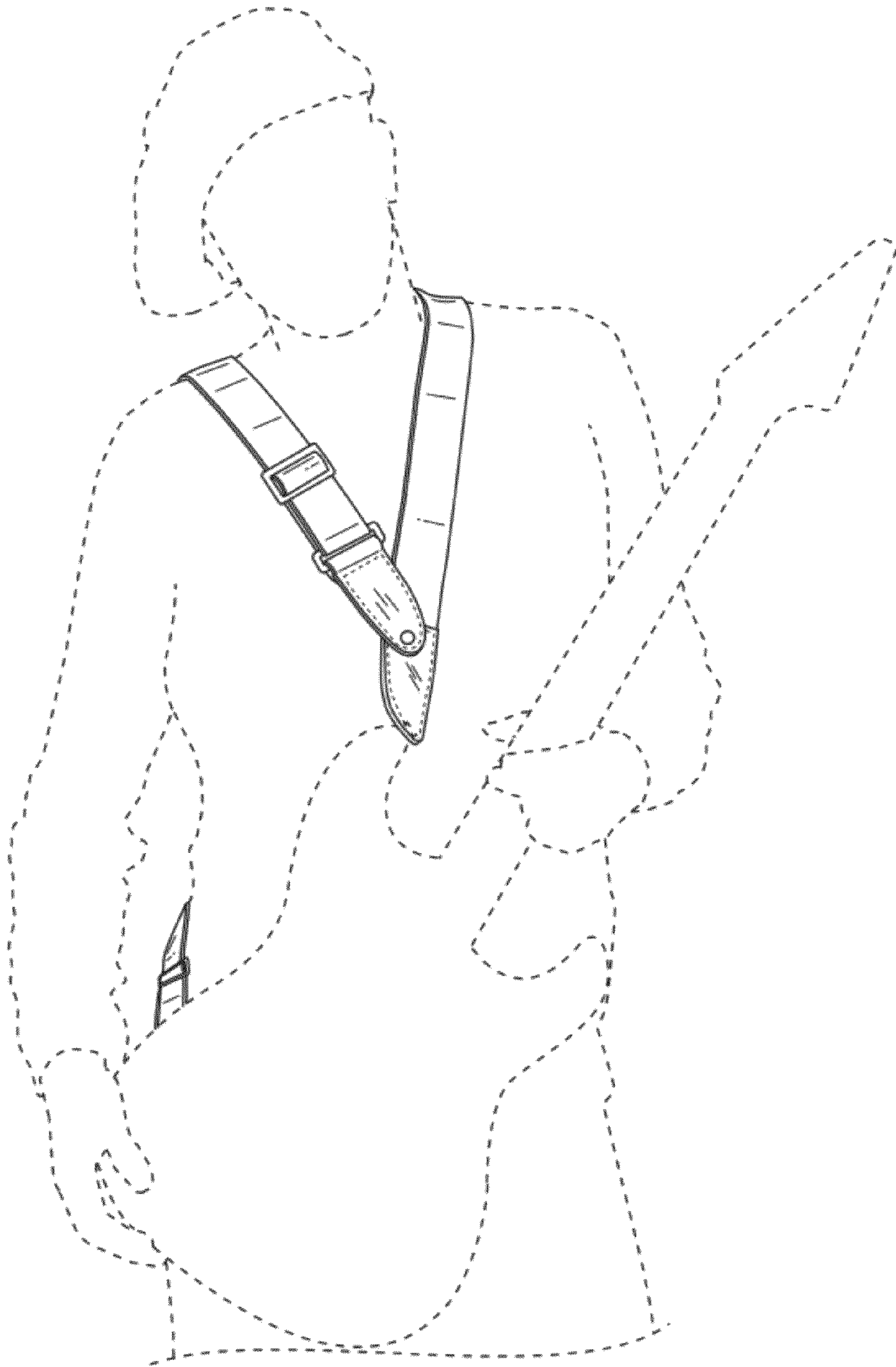


FIG. 1

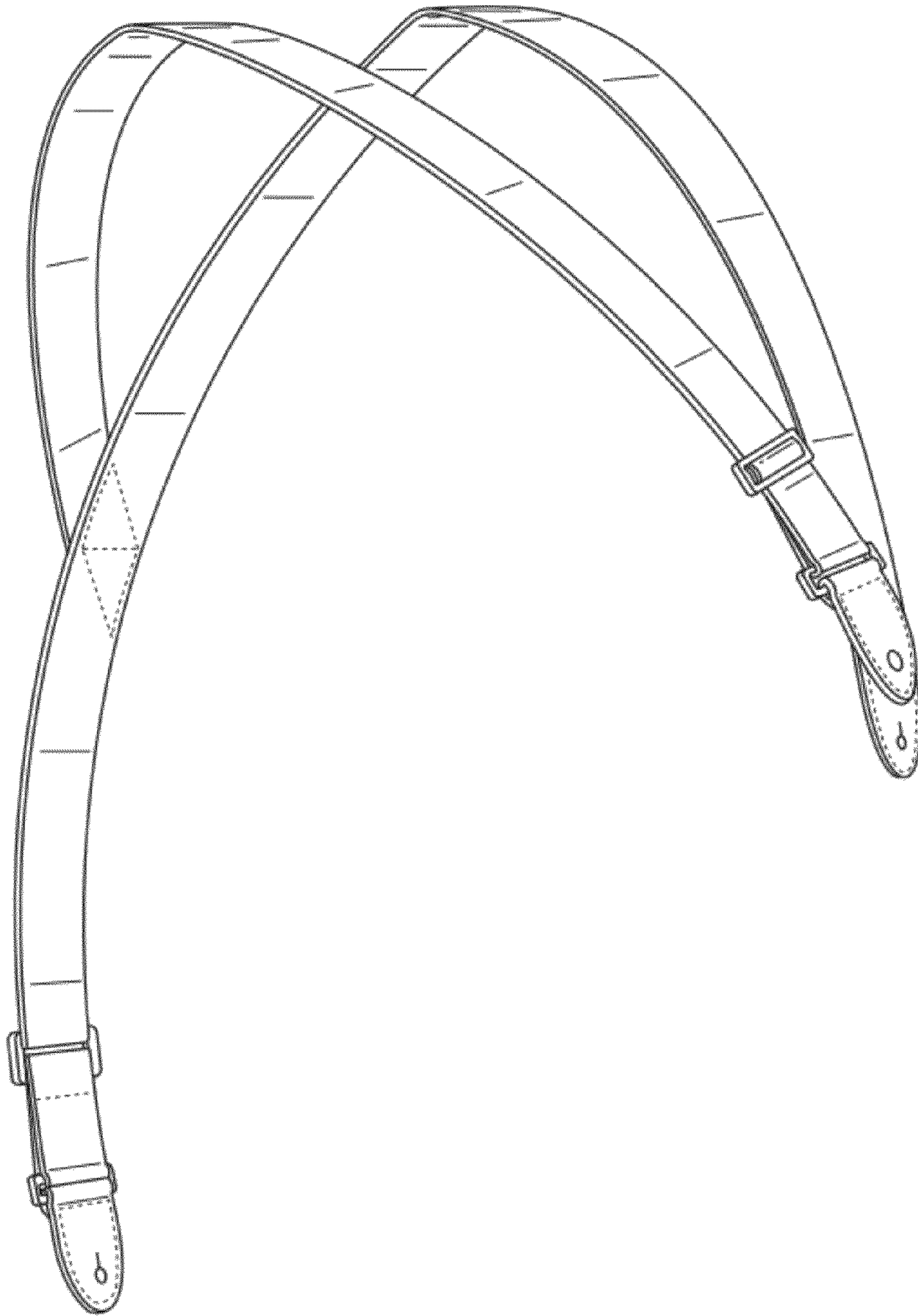


FIG. 2

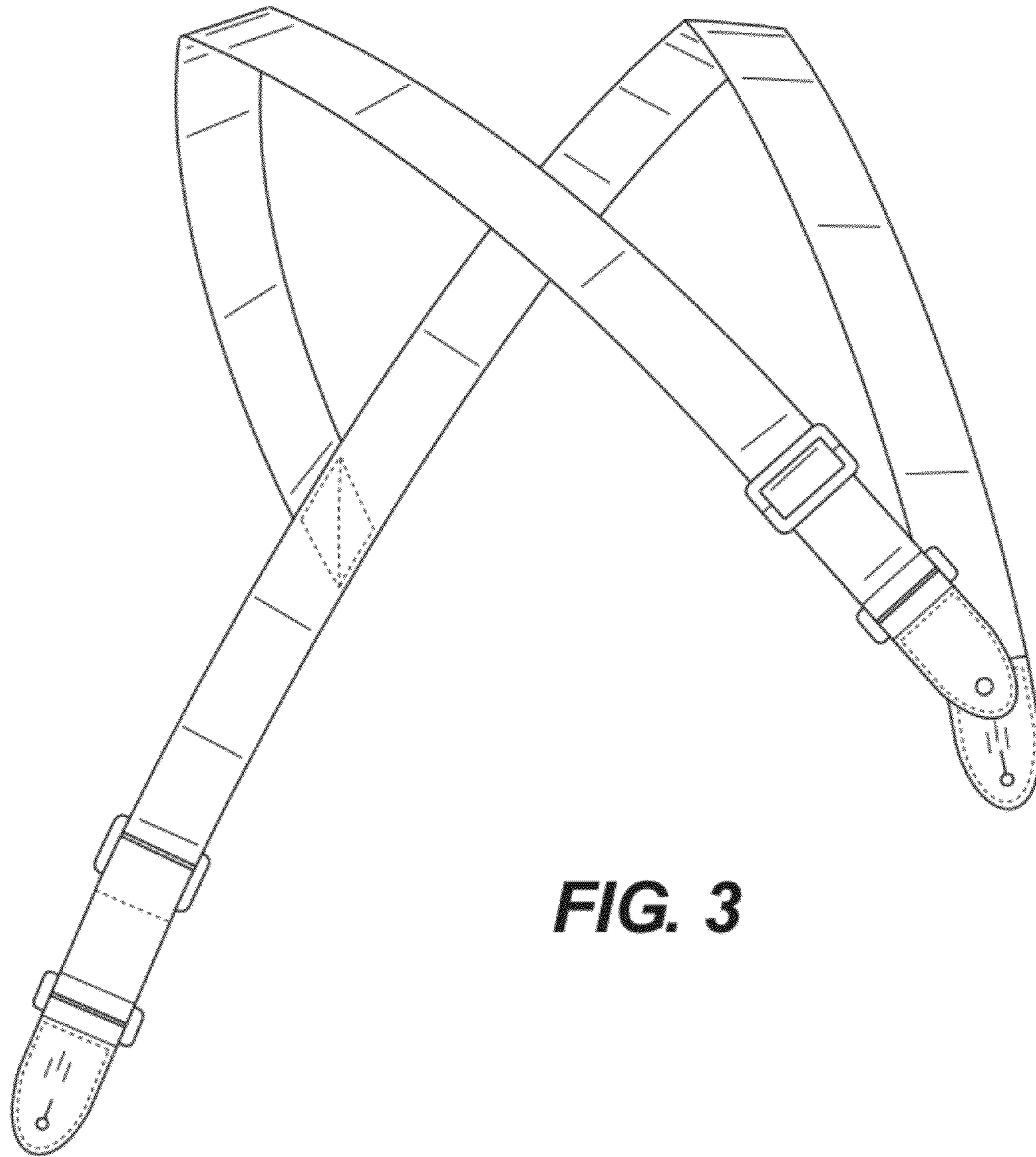


FIG. 3

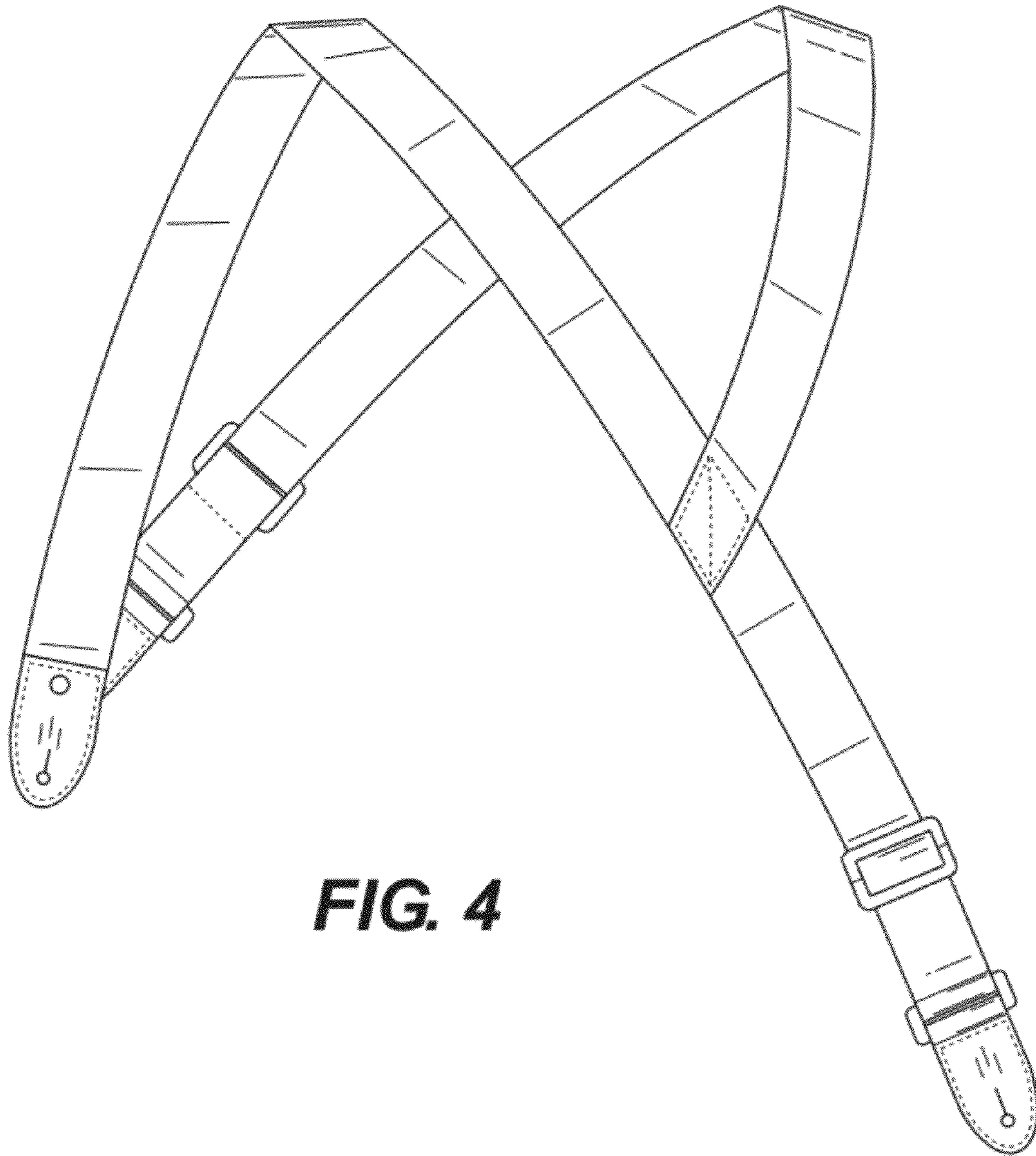


FIG. 4

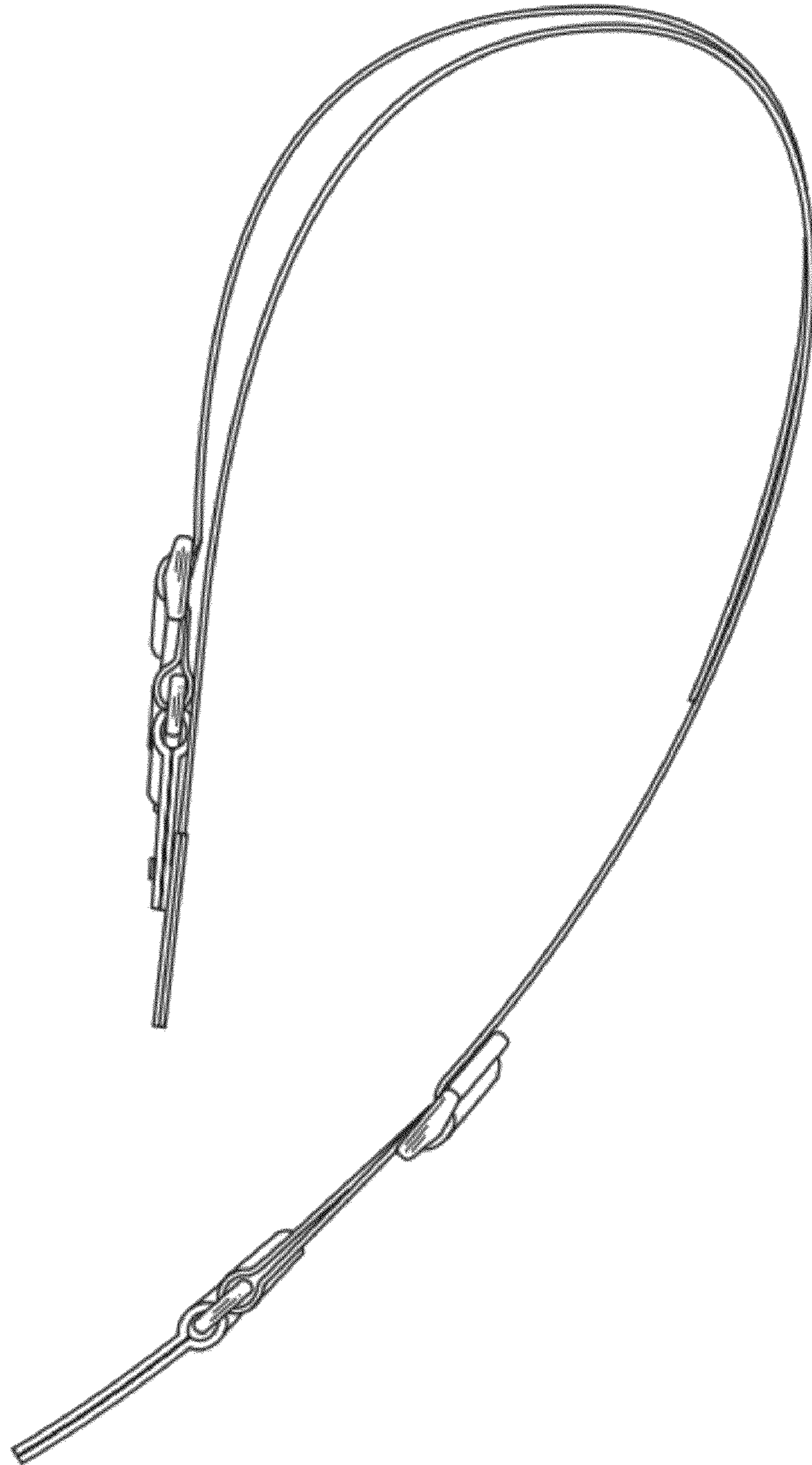


FIG. 5



FIG. 6

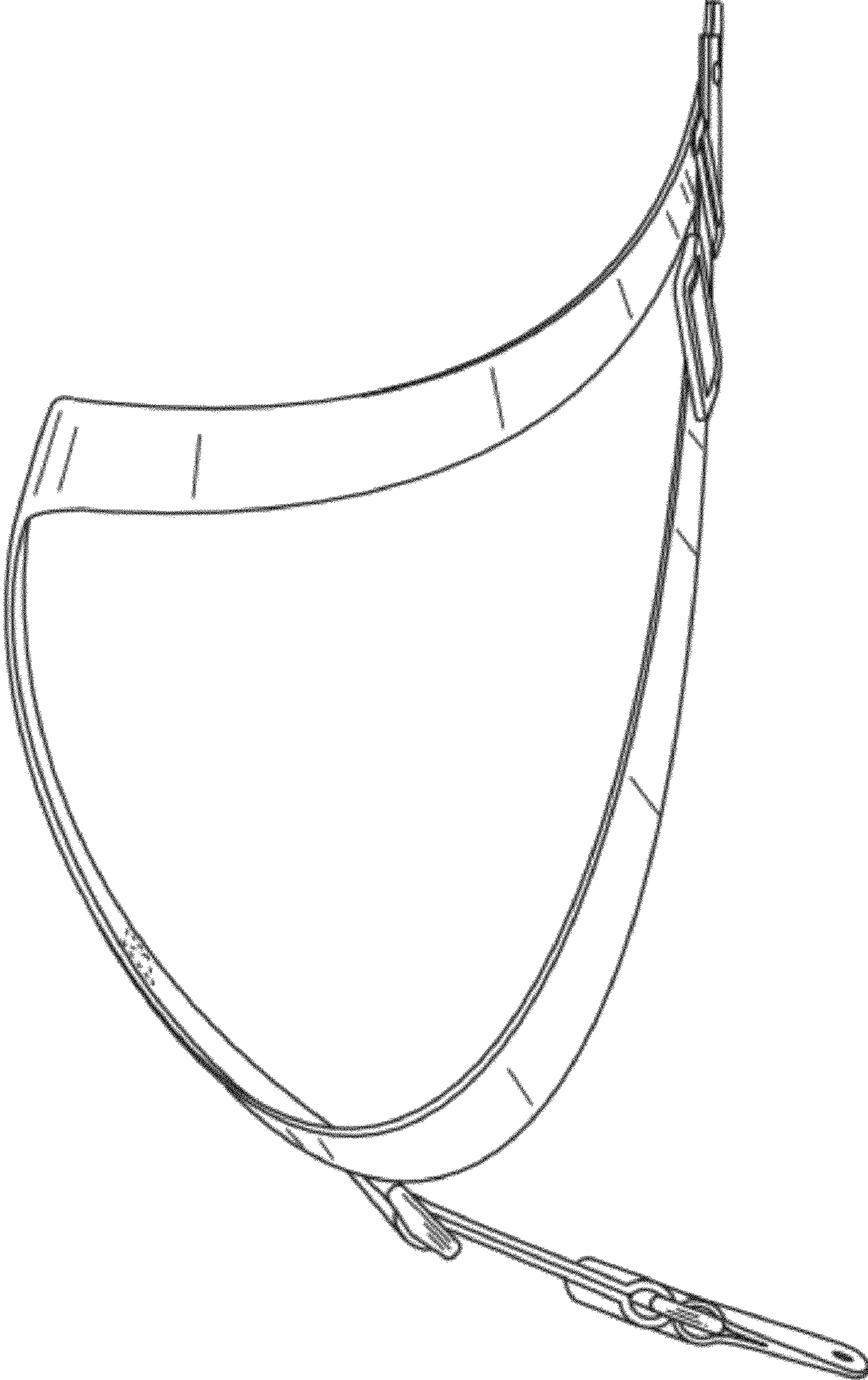


FIG. 7

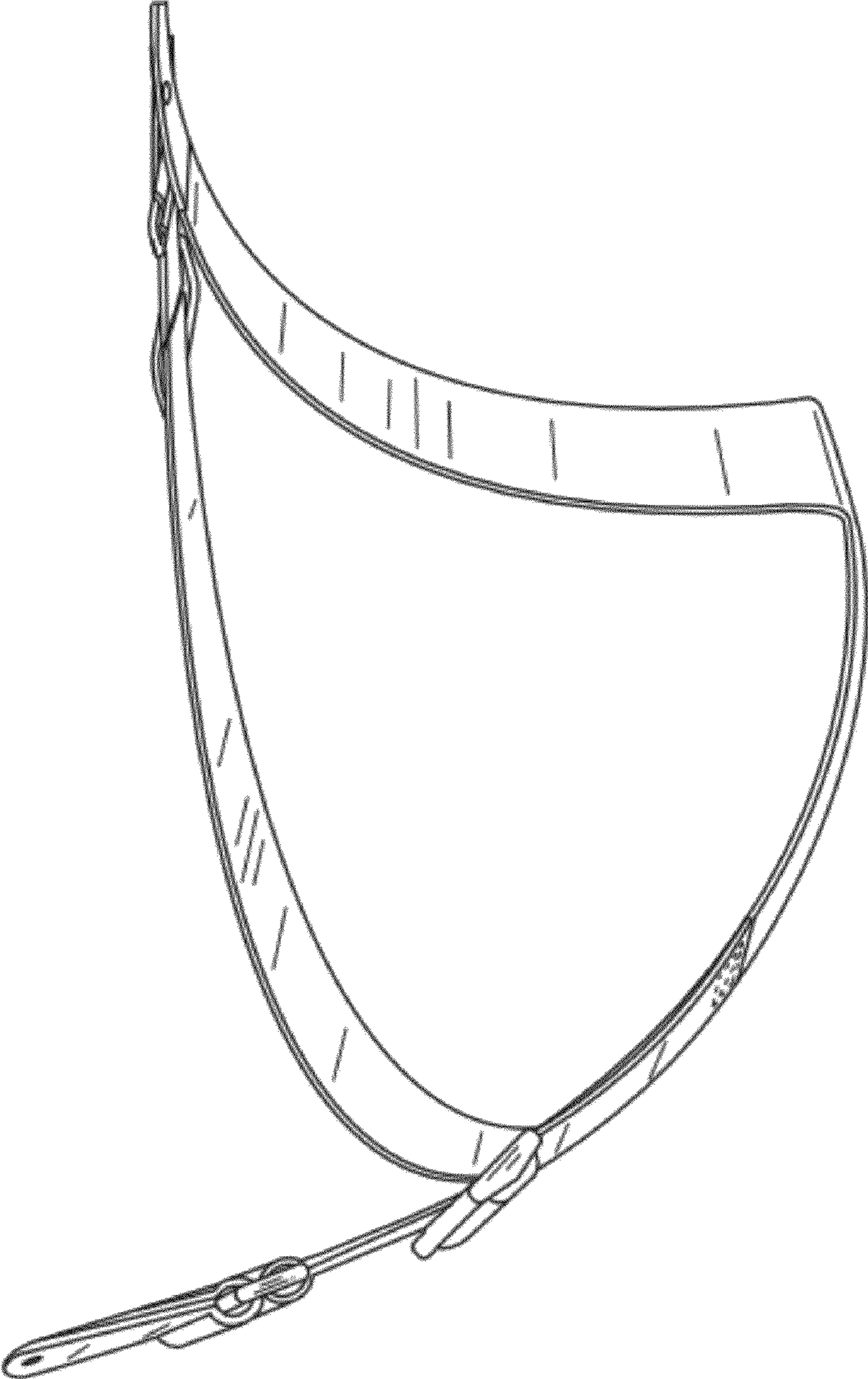


FIG. 8