



US00D673989S

(12) **United States Design Patent**
Ying et al.

(10) **Patent No.:** **US D673,989 S**
(45) **Date of Patent:** **** Jan. 8, 2013**

(54) **MONITORING CAMERA**

(75) Inventors: **Liang Ying**, Hangzhou (CN); **Xinyou Chen**, Hangzhou (CN)

(73) Assignee: **Hikvision Digital Technology Co., Ltd.**, Hangzhou (CN)

(**) Term: **14 Years**

(21) Appl. No.: **29/401,191**

(22) Filed: **Sep. 8, 2011**

(30) **Foreign Application Priority Data**

Apr. 26, 2011 (CN) 2011 3 0096155

(51) **LOC (9) Cl.** **16-01**

(52) **U.S. Cl.** **D16/203**

(58) **Field of Classification Search** D16/200–204,
D16/218; 348/143, 151, 373–376; 396/427,
396/535–541

See application file for complete search history.

(56) **References Cited**

U.S. PATENT DOCUMENTS

| | | | | | |
|--------------|------|---------|-----------------|-------|---------|
| D248,305 | S * | 6/1978 | Scott | | D16/203 |
| 5,689,304 | A * | 11/1997 | Jones et al. | | 348/373 |
| 6,061,087 | A * | 5/2000 | Schieltz et al. | | 348/151 |
| D473,887 | S * | 4/2003 | Jones et al. | | D16/203 |
| 6,643,456 | B1 * | 11/2003 | Ryan et al. | | 348/143 |
| 6,735,382 | B2 * | 5/2004 | Schneider | | 396/427 |
| D568,361 | S * | 5/2008 | Arnold et al. | | D16/203 |
| D597,117 | S * | 7/2009 | Yamane et al. | | D16/203 |
| 7,609,321 | B2 * | 10/2009 | Yamane | | 348/373 |
| D662,120 | S * | 6/2012 | Deurwaarder | | D16/203 |
| 2002/0140850 | A1 * | 10/2002 | Toste et al. | | 348/375 |

FOREIGN PATENT DOCUMENTS

| | | |
|----|------------------|--------|
| CN | ZL200830105839.7 | 6/2009 |
| CN | 101635793 | 1/2010 |
| CN | ZL201030003201.X | 8/2010 |

OTHER PUBLICATIONS

“IR High Speed Dome Camera,” Bestech CCTV System, found online on Jun. 19, 2012 at <http://www.bestech-cctv.com/en/products/info.asp?id=103>, (2 pages).

“Network Video Monitoring Series,” Shenzhen Jabsco Electronic Technology Co., Ltd., found online on Jun. 19, 2012 at <http://www.enjabseo.com/products/network/JG-IRHDSN.htm>, (1 page).

* cited by examiner

Primary Examiner — Adir Aronovich

(74) *Attorney, Agent, or Firm* — Hamre, Schumann, Mueller & Larson, P.C.

(57) **CLAIM**

The ornamental design for a monitoring camera, as shown and described.

DESCRIPTION

FIG. 1 is a perspective view of a monitoring camera of the invention;

FIG. 2 is a front elevational view thereof;

FIG. 3 is a rear elevational view thereof;

FIG. 4 is a left side elevational view thereof;

FIG. 5 is a right side elevational view thereof;

FIG. 6 is a top plan view thereof;

FIG. 7 is a bottom plan view thereof; and,

FIG. 8 is a perspective view of the monitoring camera in the operational position.

1 Claim, 8 Drawing Sheets






FIG 1



FIG 2



FIG 3



FIG 4



FIG 5




FIG 6




FIG 7



FIG 8