



US00D673971S

(12) **United States Design Patent**
McManigal

(10) **Patent No.:** **US D673,971 S**
(45) **Date of Patent:** **** Jan. 8, 2013**

(54) **COMPUTER SCREEN WITH GRAPHICAL USER INTERFACE**

(75) Inventor: **Scott Paul McManigal**, Newport Beach, CA (US)

(73) Assignee: **Vizio Inc.**, Irvine, CA (US)

(**) Term: **14 Years**

(21) Appl. No.: **29/405,288**

(22) Filed: **Oct. 31, 2011**

(51) **LOC (9) Cl.** **14-04**

(52) **U.S. Cl.** **D14/486**

(58) **Field of Classification Search** D14/485, D14/486, 487, 488, 489, 490, 491, 492, 493, D14/494, 495; D18/26, 31, 32, 33; D20/11, D20/12, 23, 24, 25, 29, 30, 31, 32, 36, 37, D20/38; D19/6, 52; 715/700, 706, 716, 715/719, 810, 784, 973, 974, 975, 835, 836, 715/837, 839, 840, 846, 847

See application file for complete search history.

(56) **References Cited**

U.S. PATENT DOCUMENTS

4,527,250	A *	7/1985	Galdun et al.	715/700
5,886,697	A *	3/1999	Naughton et al.	345/473
7,190,810	B2 *	3/2007	Tanaka et al.	382/103
D544,875	S *	6/2007	Wang et al.	D14/486
D549,712	S *	8/2007	Kim et al.	D14/485
D550,685	S *	9/2007	Seo et al.	D14/486

D551,241	S *	9/2007	Seo et al.	D14/486
7,479,949	B2 *	1/2009	Jobs et al.	345/173
D599,362	S *	9/2009	Danton	D14/485
D619,601	S *	7/2010	Matas	D14/486
D643,848	S *	8/2011	Jones et al.	D14/486
7,990,396	B2 *	8/2011	McArdle et al.	345/630
8,135,389	B2 *	3/2012	Forstall et al.	455/412.2
D660,310	S *	5/2012	Kim et al.	D14/486
8,223,134	B1 *	7/2012	Forstall et al.	345/173
2011/0252350	A1 *	10/2011	Chaudhri	715/769
2011/0252376	A1 *	10/2011	Chaudhri	715/835
2011/0265044	A1 *	10/2011	Ganetakos et al.	715/835
2012/0159387	A1 *	6/2012	Oh et al.	715/808

* cited by examiner

Primary Examiner — Karen E Eldridge Powers

(74) *Attorney, Agent, or Firm* — Law Office of Scott C. Harris, Inc.

(57) **CLAIM**

The ornamental design for a computer screen with graphical user interface, as shown and described.

DESCRIPTION

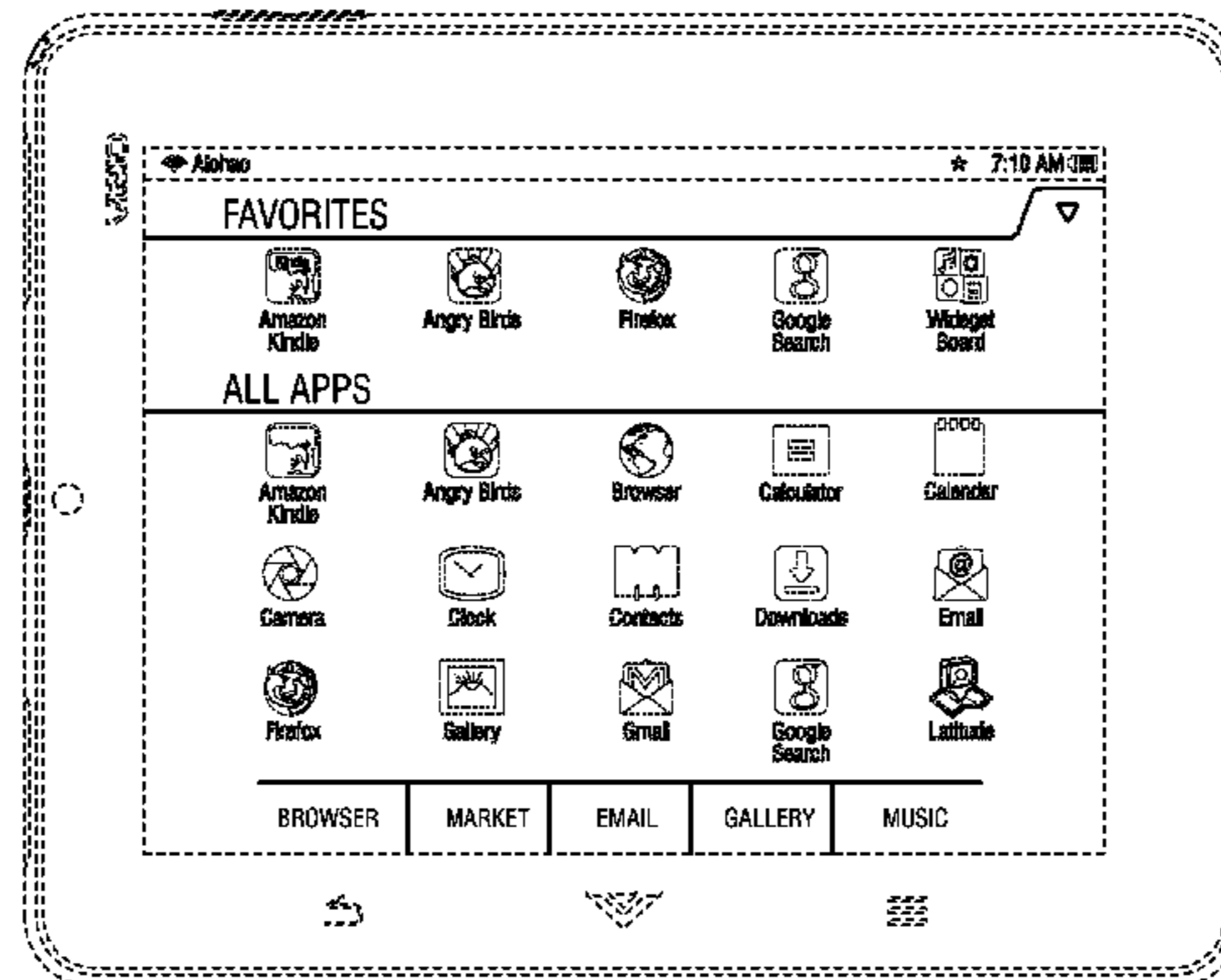
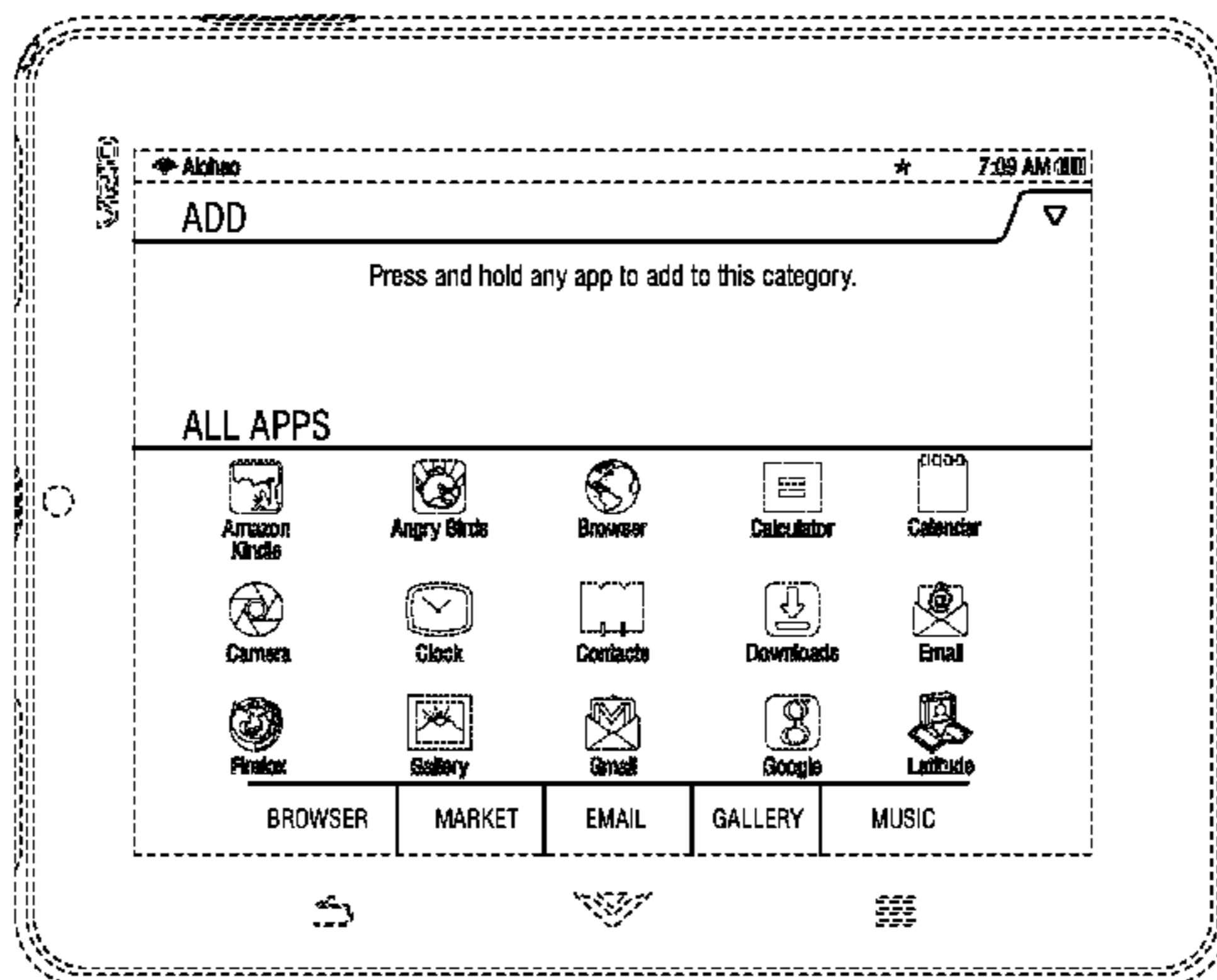
FIG. 1 is a front view of a first embodiment of a computer with graphical user interface.

FIG. 2 is a front view of a second embodiment of a computer with graphical user interface; and,

FIG. 3 is a front view of a third embodiment of a computer with graphical user interface.

The computer screen shown in broken lines forms no part of the claimed design. The portions of the graphical user interface shown in broken lines form no part of the claimed design.

1 Claim, 3 Drawing Sheets



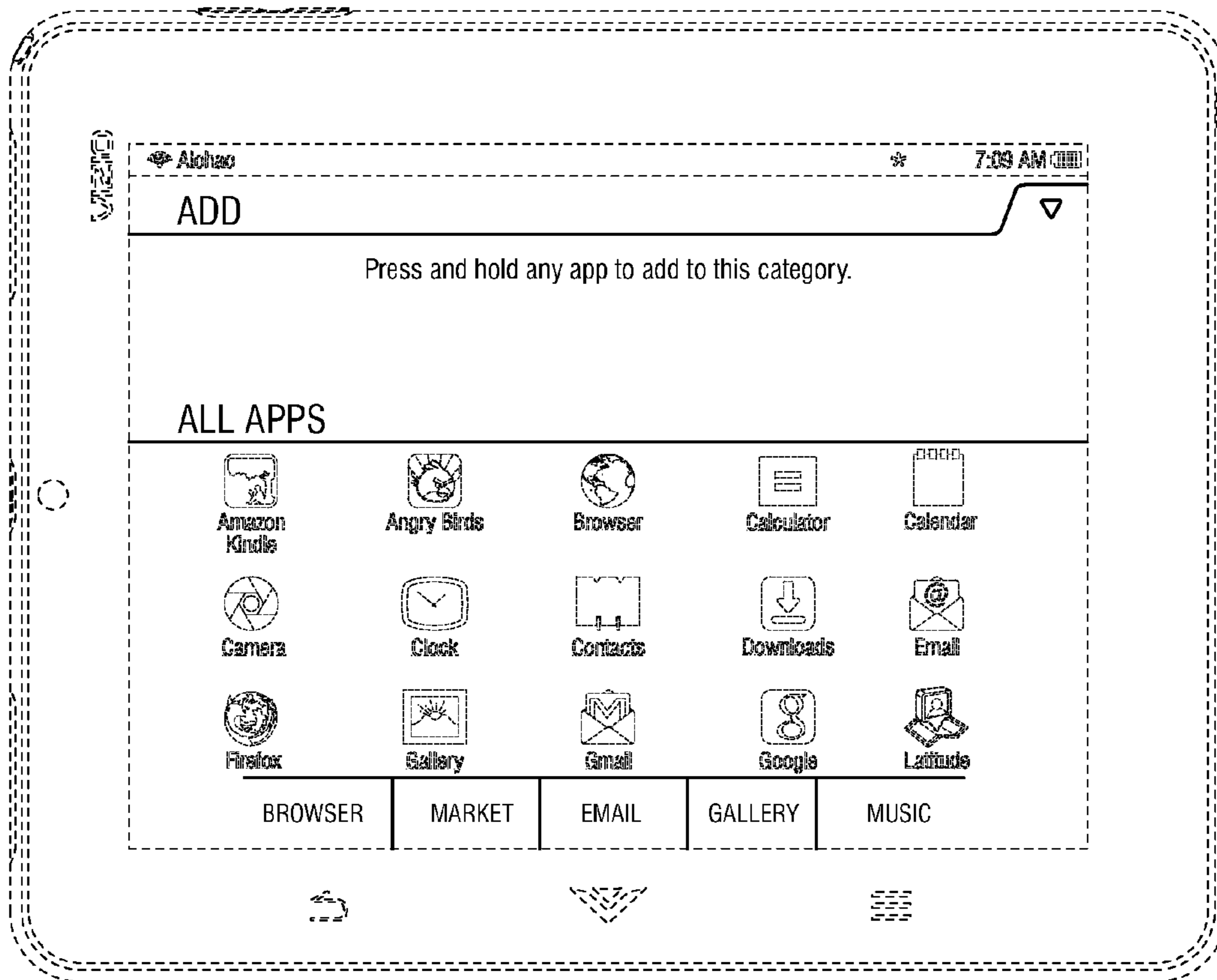


FIG 1

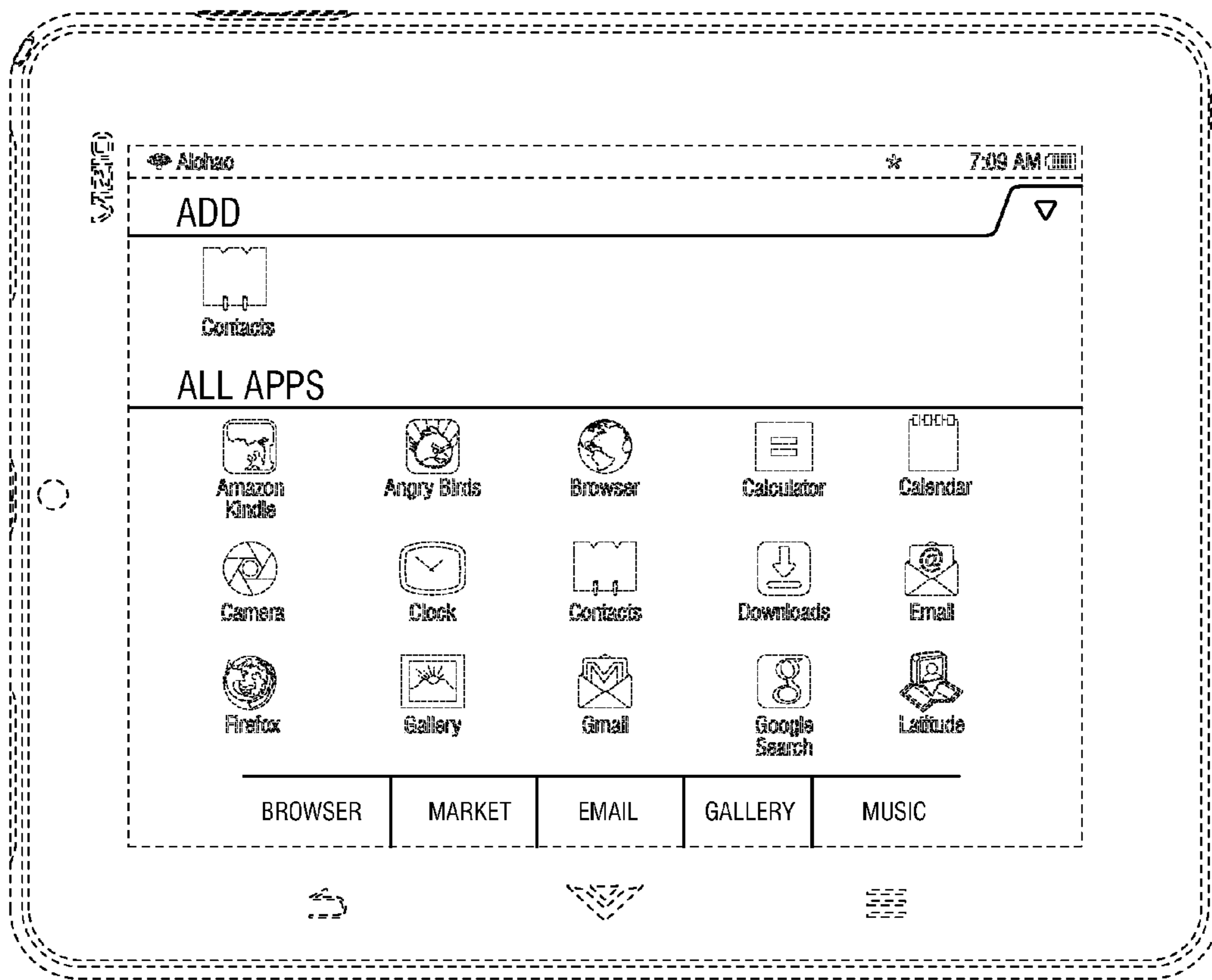


FIG 2

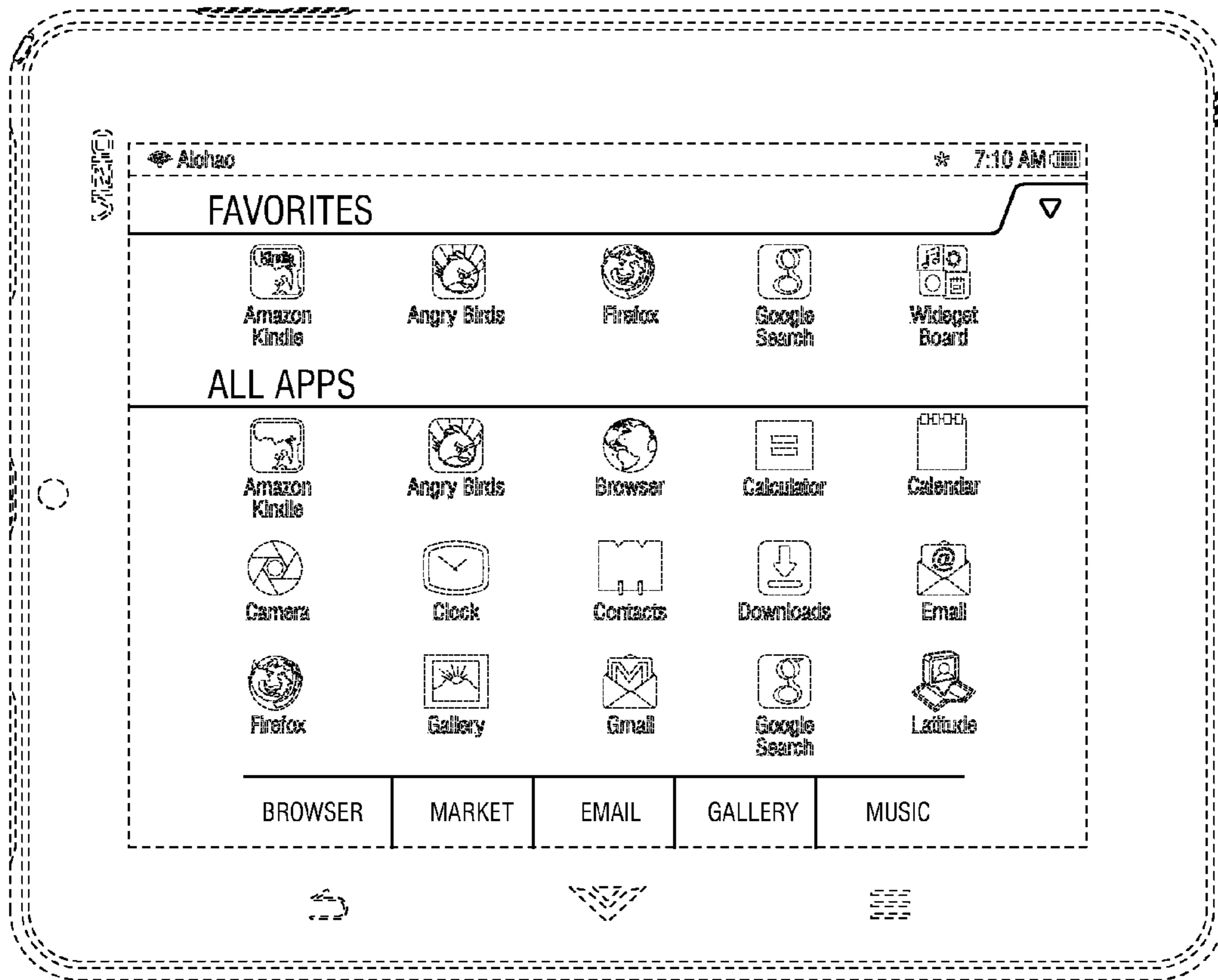


FIG 3