



US00D673946S

(12) **United States Design Patent**
Wallace et al.

(10) **Patent No.:** **US D673,946 S**
(45) **Date of Patent:** **** Jan. 8, 2013**

(54) **SERVER UNIT**

(75) Inventors: **Brian William Wallace**, Raleigh, NC (US); **John David Swansey**, Durham, NC (US); **Robert Paul Tennant**, Raleigh, NC (US); **Kathryn Marie Asad**, Cary, NC (US)

(73) Assignee: **Lenovo (Singapore) Pte. Ltd.**, Singapore (SG)

(**) Term: **14 Years**

(21) Appl. No.: **29/391,400**

(22) Filed: **May 7, 2011**

(51) **LOC (9) Cl.** **14-02**

(52) **U.S. Cl.** **D14/313; D14/444**

(58) **Field of Classification Search** D14/240, D14/300, 301, 308, 313, 349-356, 364-368, D14/441-446; D13/162, 184, 199; 312/223.1-223.3, 351.11; 360/99.01-99.12; 369/34.01-36.01; 361/679.31-679.33, 679.37, 361/679.39, 679.46, 679.53, 679.4
See application file for complete search history.

(56) **References Cited**

U.S. PATENT DOCUMENTS

6,565,163 B2 * 5/2003 Behl et al. 312/223.1
6,816,370 B2 * 11/2004 Searby et al. 361/679.58

D532,418 S * 11/2006 Crisp D14/313
D536,674 S * 2/2007 Millar et al. D13/184
D553,616 S * 10/2007 Tosh et al. D14/301
D585,441 S * 1/2009 Alfonso et al. D14/313
D608,776 S * 1/2010 Kang et al. D14/313
D632,689 S * 2/2011 Busri et al. D14/356
2006/0193110 A1 * 8/2006 Chan et al. 361/683
2007/0236897 A1 * 10/2007 Chen 361/752

* cited by examiner

Primary Examiner — Freda S Nunn

(74) *Attorney, Agent, or Firm* — Brian J. Pangrle

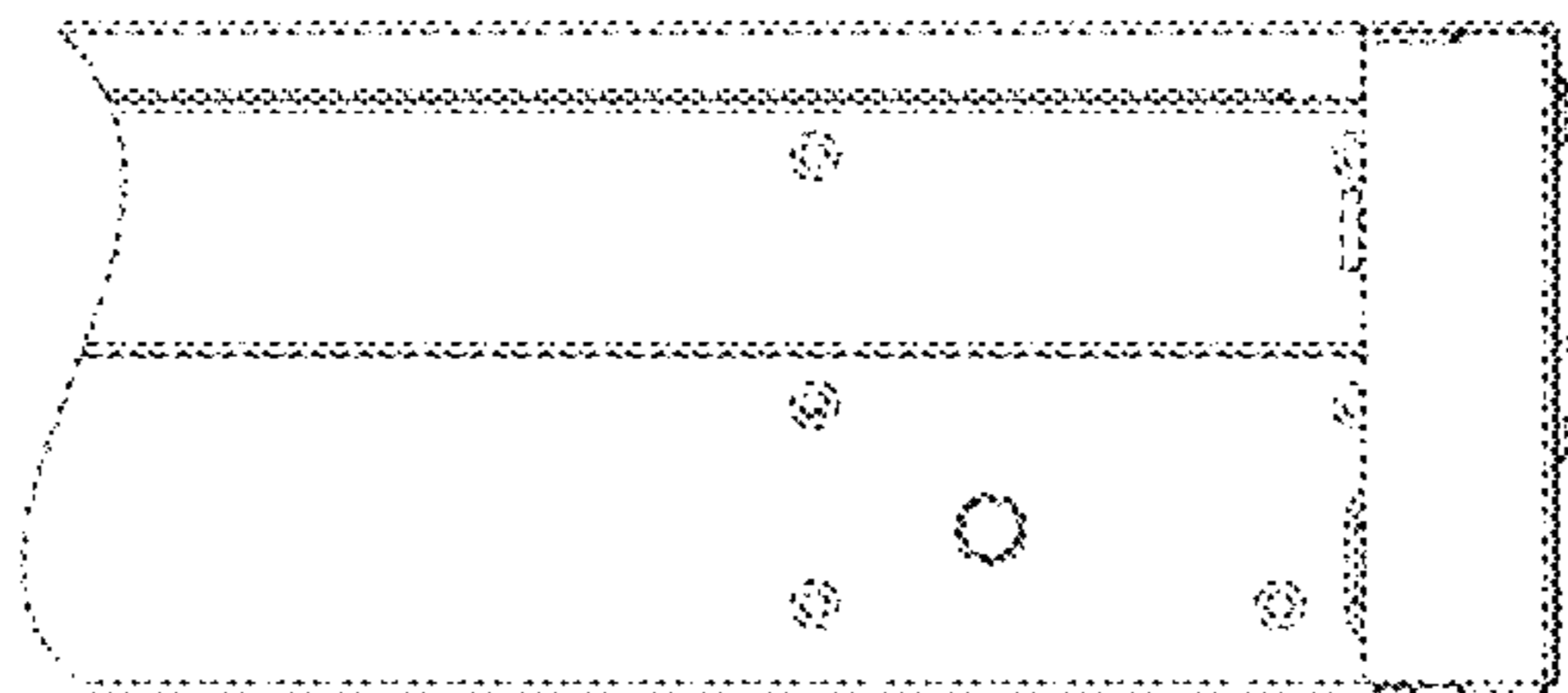

(57) **CLAIM**

The ornamental design for a server unit, as shown and described.

DESCRIPTION

FIG. 1 is a front view of a server unit showing our design; FIG. 2 is a top view thereof; FIG. 3 is a bottom view thereof; FIG. 4 is a first side view thereof; FIG. 5 is a second side view thereof, opposite the first side; and, FIG. 6 is another front view thereof. The broken lines in the drawings illustrate portions of the server unit, or environment, and form no part of the claimed design. Cross-hatched lines in the drawings illustrate color and form no part of the claimed design.

1 Claim, 4 Drawing Sheets



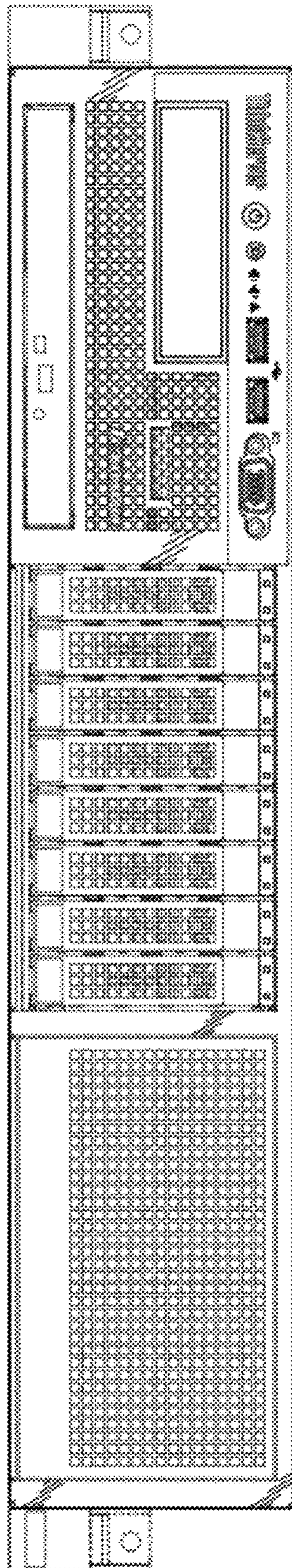


FIG. 1

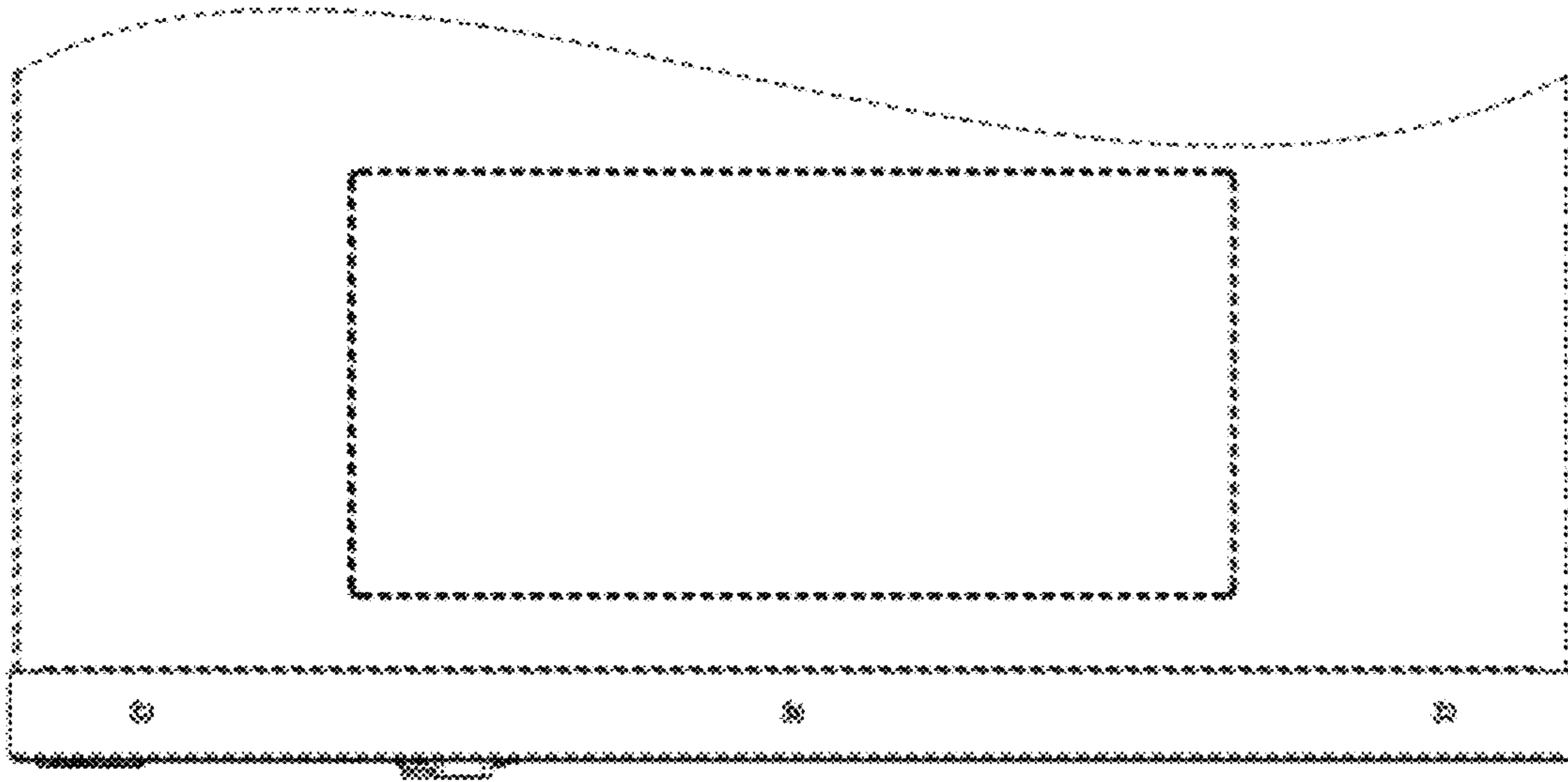


FIG. 2

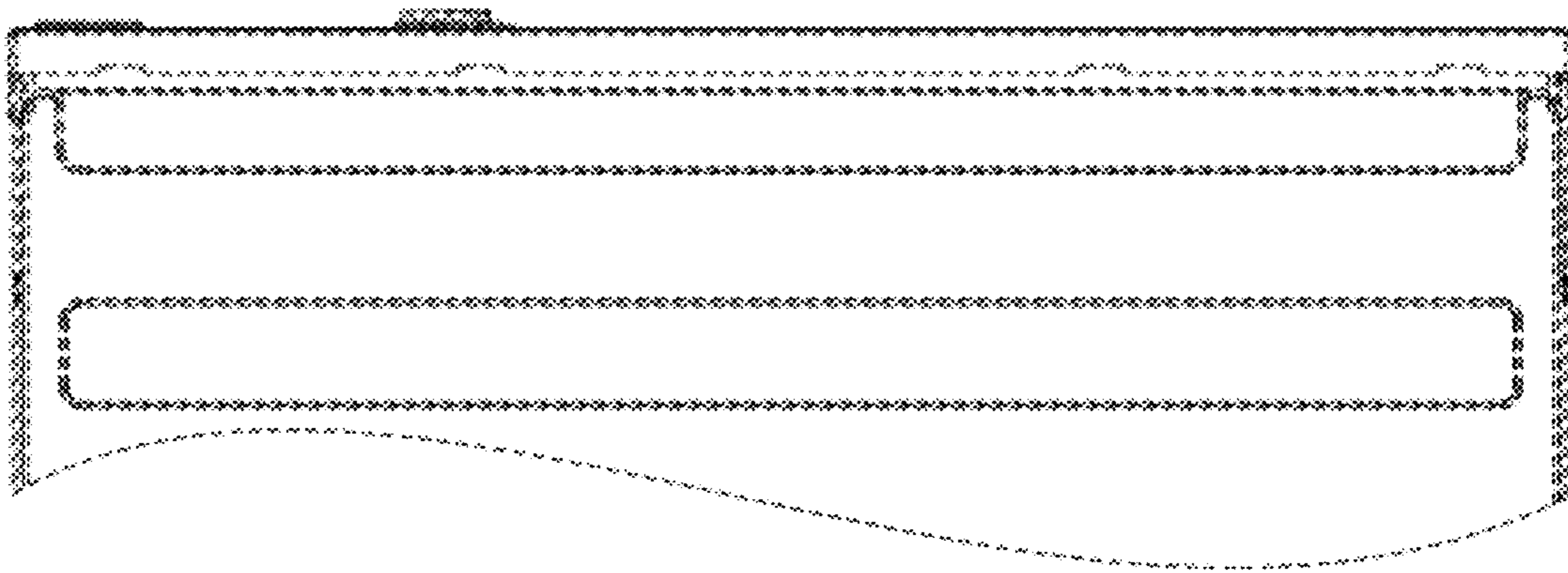


FIG. 3

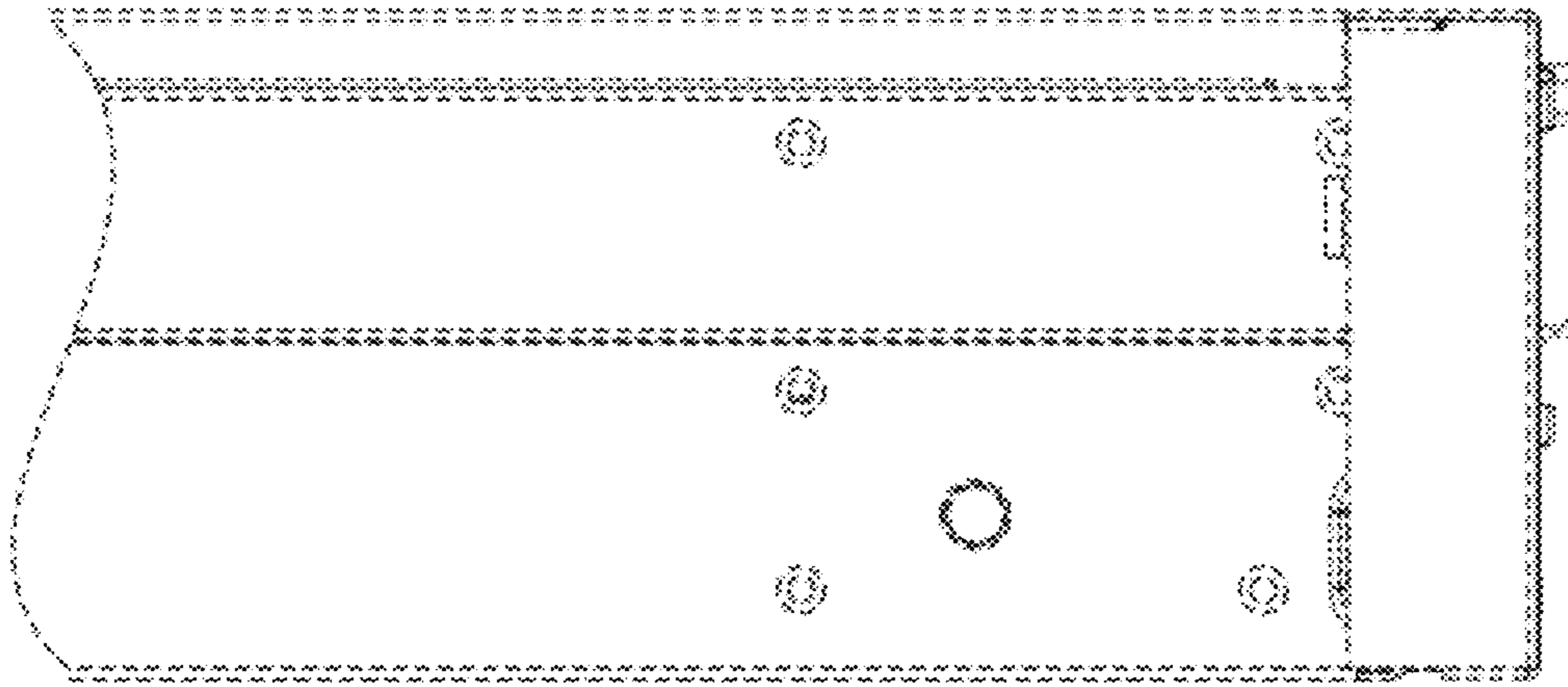


FIG. 4

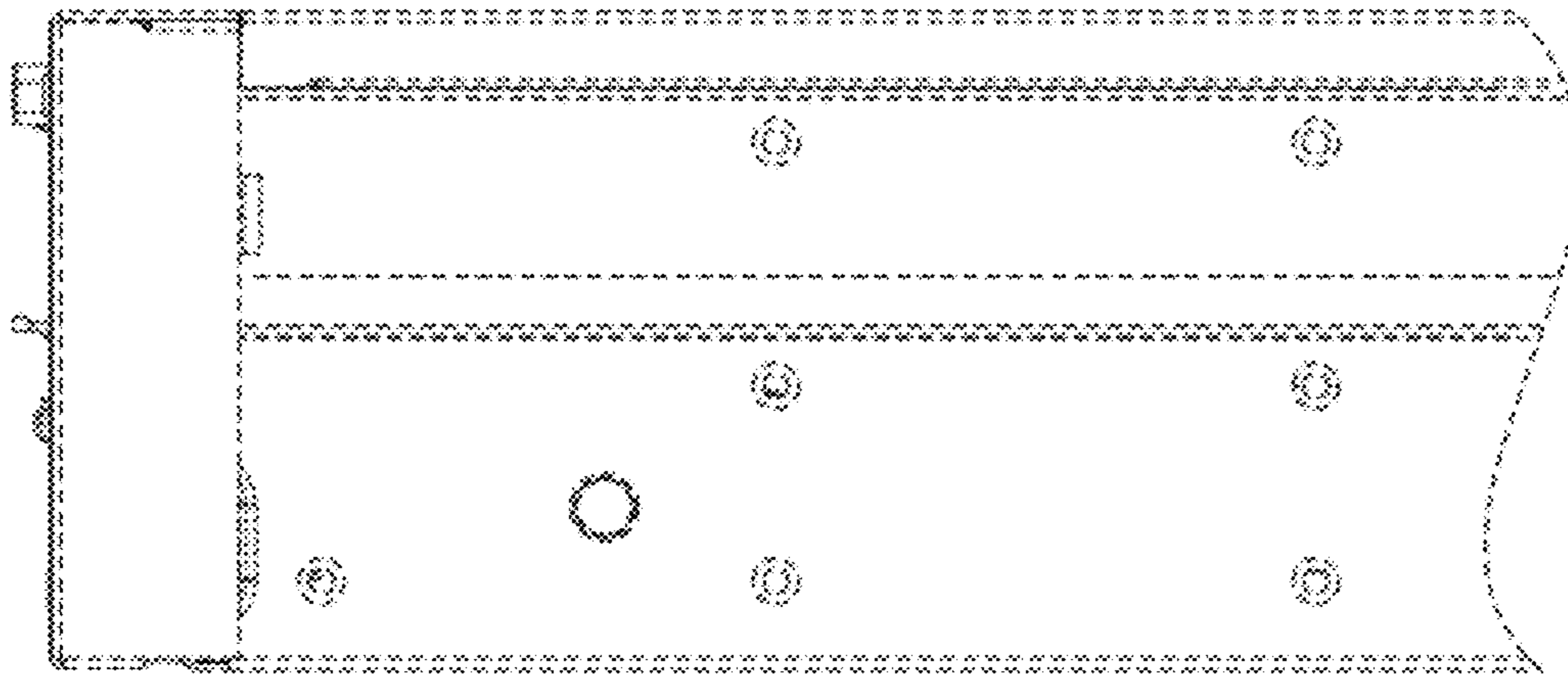


FIG. 5

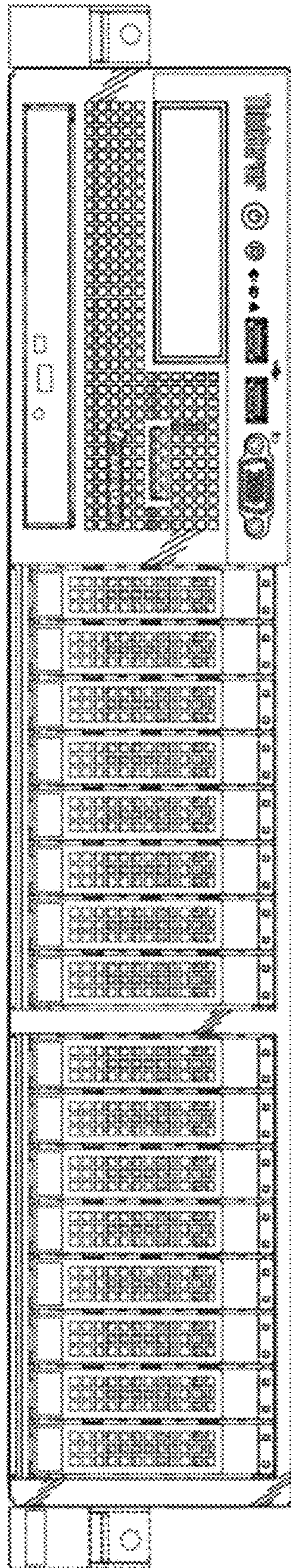


FIG. 6