



US00D673939S

(12) **United States Design Patent**
Chang et al.

(10) **Patent No.:** **US D673,939 S**
(45) **Date of Patent:** **** Jan. 8, 2013**

(54) **CASE FOR ELECTRONIC DEVICE**

(75) Inventors: **Tao-Wei Chang**, Arvada, CO (US); **Nate Northrup**, Fort Collins, CO (US)

(73) Assignee: **Otter Products, LLC**, Fort Collins, CO (US)

(**) Term: **14 Years**

(21) Appl. No.: **29/402,666**

(22) Filed: **Sep. 26, 2011**

(51) **LOC (9) Cl.** **14-03**

(52) **U.S. Cl.** **D14/250**

(58) **Field of Classification Search** D14/250–253, D14/440, 203.3–203.7, 217, 496, 248, 238.1, D14/240, 447, 137, 138 AA, 138 G; D3/201, D3/218, 269, 301, 273, 303, 103, 247; D13/103, D13/107–108, 119; 220/4.02; 248/309.1; 361/679.56, 679.3, 679.25; 379/426, 433.11, 379/455; 455/575.1, 575.8; 206/305, 320

See application file for complete search history.

(56) **References Cited**

U.S. PATENT DOCUMENTS

D556,681 S *	12/2007	Kim	D13/103
D563,093 S *	3/2008	Nussberger	D3/201
D582,149 S *	12/2008	Tan	D3/218
D603,603 S *	11/2009	Laine et al.	D3/218
D609,463 S *	2/2010	Bullen	D3/218
D624,533 S *	9/2010	Richardson et al.	D14/250
D632,685 S *	2/2011	Richardson et al.	D14/250
D634,741 S *	3/2011	Richardson et al.	D14/250
D638,413 S *	5/2011	Magness et al.	D14/250
D638,830 S *	5/2011	Magness et al.	D14/250
D640,680 S *	6/2011	Magness et al.	D14/250

D642,171 S *	7/2011	Melanson et al.	D14/250
D651,203 S *	12/2011	Michie et al.	D14/250
D654,484 S *	2/2012	Chang et al.	D14/250
D654,485 S *	2/2012	Chang et al.	D14/250
D654,491 S *	2/2012	Melanson et al.	D14/250
2010/0104814 A1 *	4/2010	Richardson et al.	428/156

OTHER PUBLICATIONS

HTC Rezound Otterbox Defender Series Case, published on Apr. 16, 2012 by htcpedians, <URL:http://www.youtube.com/watch?v=vrMP2AMqgk4>, retrieved from internet on Aug. 13, 2012.*

Htc-rezound-cases, published on Oct. 19, 2011 by Marchello Gadayev, <URL:http://htcpedia.com/news/htc-cases-show-official-htc-rezound-image.html>, retrieved from internet on Aug. 13, 2012.*

* cited by examiner

Primary Examiner — Carla Jobe Wright

(57) **CLAIM**

The ornamental design for a case for electronic device, as shown and described.

DESCRIPTION

FIG. 1 is a front isometric view of a case for electronic device showing our new design;

FIG. 2 is a rear isometric view thereof;

FIG. 3 is a front view thereof;

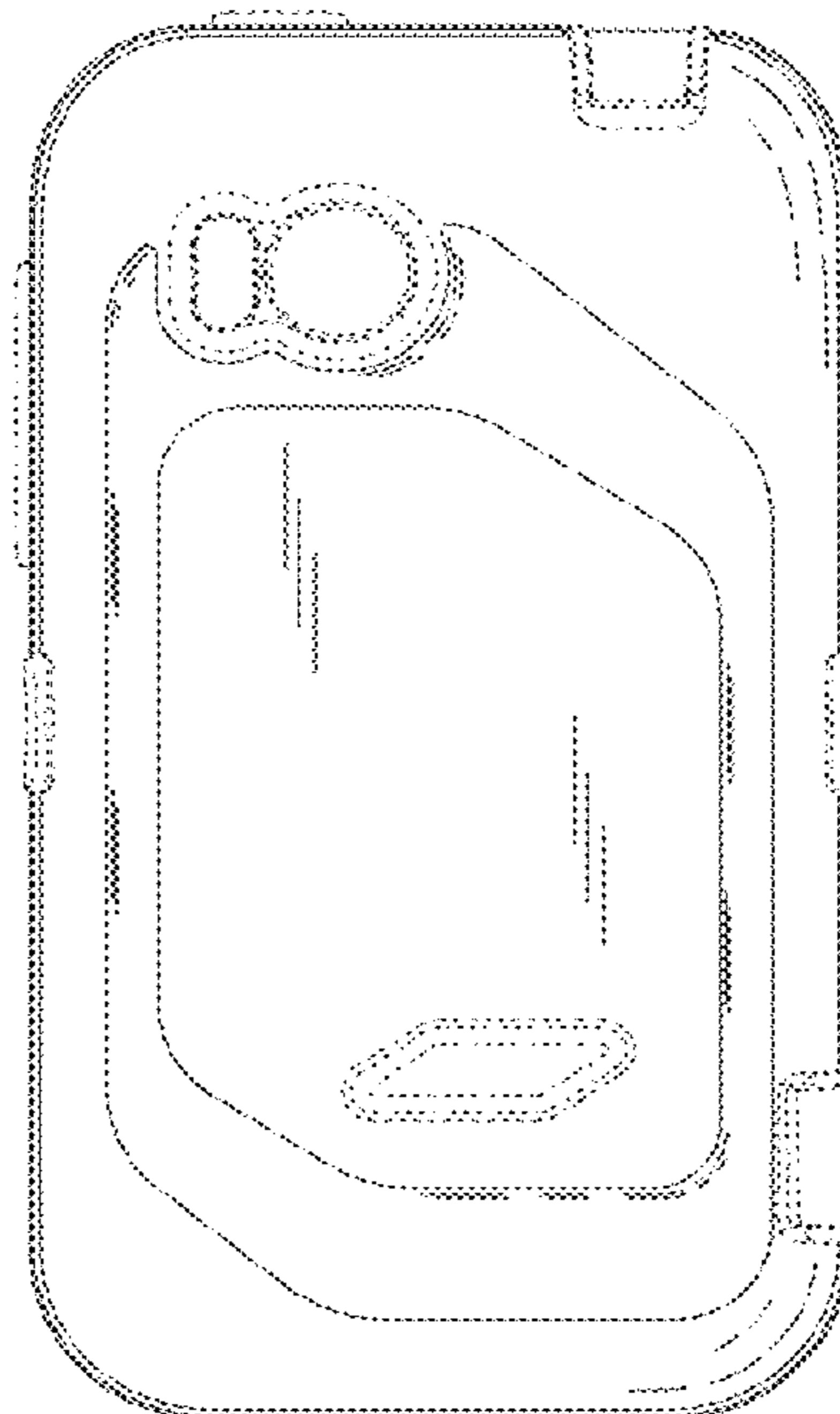

FIG. 4 is a rear view thereof;

FIG. 5 is a left view thereof; and,

FIG. 6 is a top view thereof.

The broken lines immediately adjacent the shaded surfaces represent boundaries of the claimed design. All other broken lines depict unclaimed environment. The broken lines form no part of the claimed design.

1 Claim, 6 Drawing Sheets



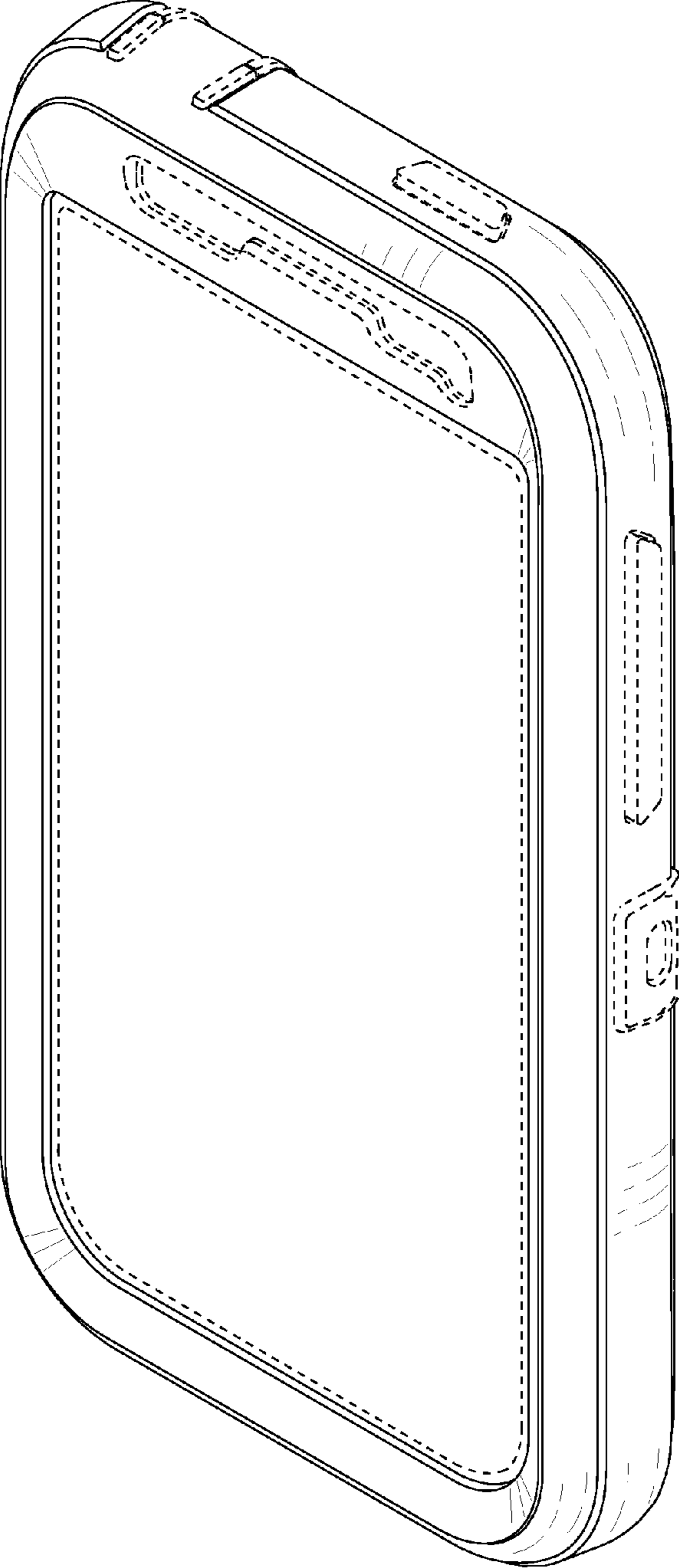


FIG. 1

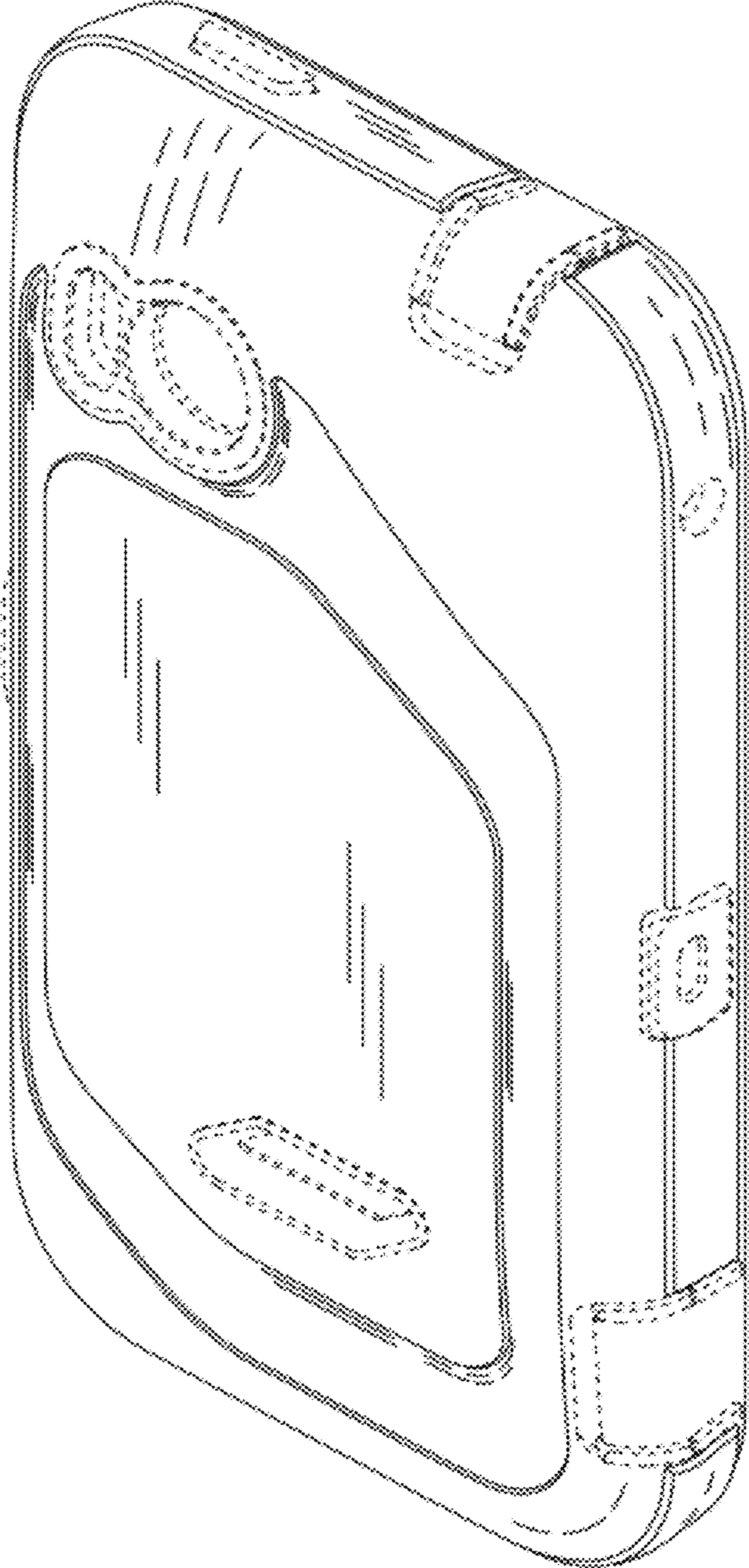


FIG. 2




FIG. 3

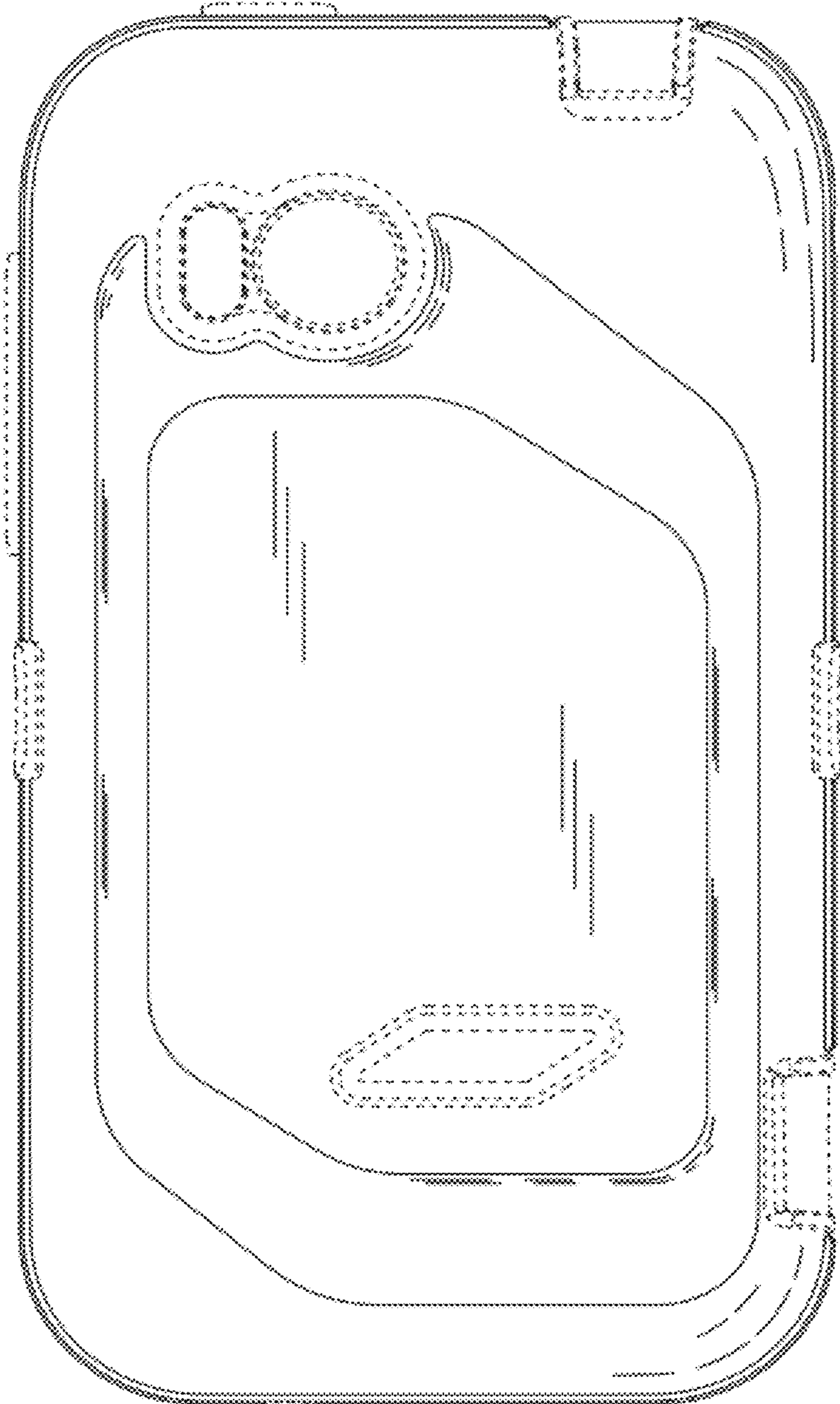


FIG. 4

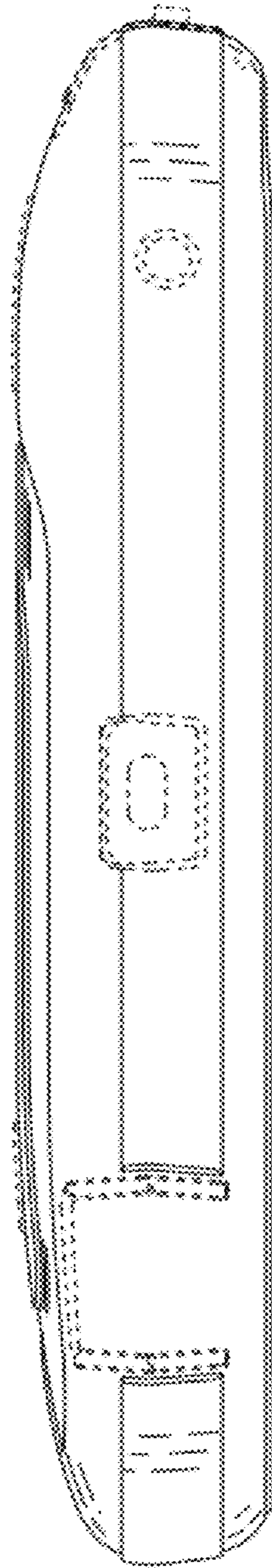


FIG. 5

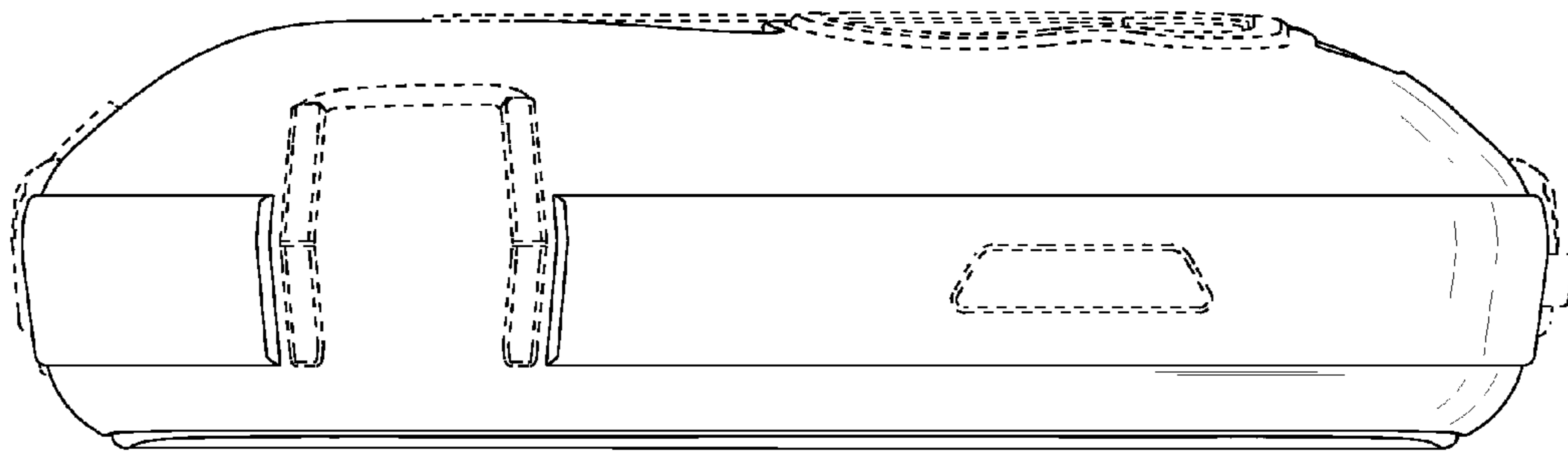


FIG. 6