



US00D673928S

(12) **United States Design Patent**  
**Desrosiers**

(10) **Patent No.:** **US D673,928 S**  
(45) **Date of Patent:** **\*\* Jan. 8, 2013**

(54) **SPEAKER**

(75) Inventor: **Steven Desrosiers**, Whitinsville, MA  
(US)

(73) Assignee: **LOUD Technologies Inc.**, Woodinville,  
WA (US)

(\*\*) Term: **14 Years**

(21) Appl. No.: **29/403,505**

(22) Filed: **Oct. 6, 2011**

(51) **LOC (9) Cl.** ..... **14-01**

(52) **U.S. Cl.** ..... **D14/204**

(58) **Field of Classification Search** ..... D14/204,  
D14/218, 172, 210–216; 181/143, 147, 148,  
181/150, 153, 157, 198, 199, 166, 144;  
381/300–303, 306, 332, 333, 336, 345, 361–364,  
381/370, 386–388

See application file for complete search history.

(56) **References Cited**

U.S. PATENT DOCUMENTS

D276,227 S *	11/1984	Nakamura	.....	D14/214
D295,857 S *	5/1988	Nagashima	.....	D14/210
D307,014 S *	4/1990	Newman	.....	D14/210
D372,243 S *	7/1996	Thorley	.....	D14/215
D417,668 S *	12/1999	Tanaka	.....	D14/214
6,012,542 A *	1/2000	Accordino	.....	181/199

6,035,962 A *	3/2000	Lin	.....	181/199
D443,604 S *	6/2001	Levine	.....	D14/214
6,349,792 B1 *	2/2002	Smith et al.	.....	181/156
D470,472 S *	2/2003	Liu	.....	D14/214
D495,318 S *	8/2004	Dayan	.....	D14/214
D538,263 S *	3/2007	Yasuda et al.	.....	D14/214
D657,348 S *	4/2012	Shim et al.	.....	D14/214

\* cited by examiner

*Primary Examiner* — Prabhakar Deshmukh

(74) *Attorney, Agent, or Firm* — Christensen O'Connor  
Johnson Kindness PLLC

(57) **CLAIM**

The ornamental design for a speaker, as shown and described.

**DESCRIPTION**

FIG. 1 is a front perspective view of a speaker showing my  
new design;

FIG. 2 is a right side elevational view thereof;

FIG. 3 is a left side elevational view thereof;

FIG. 4 is front elevational view thereof;

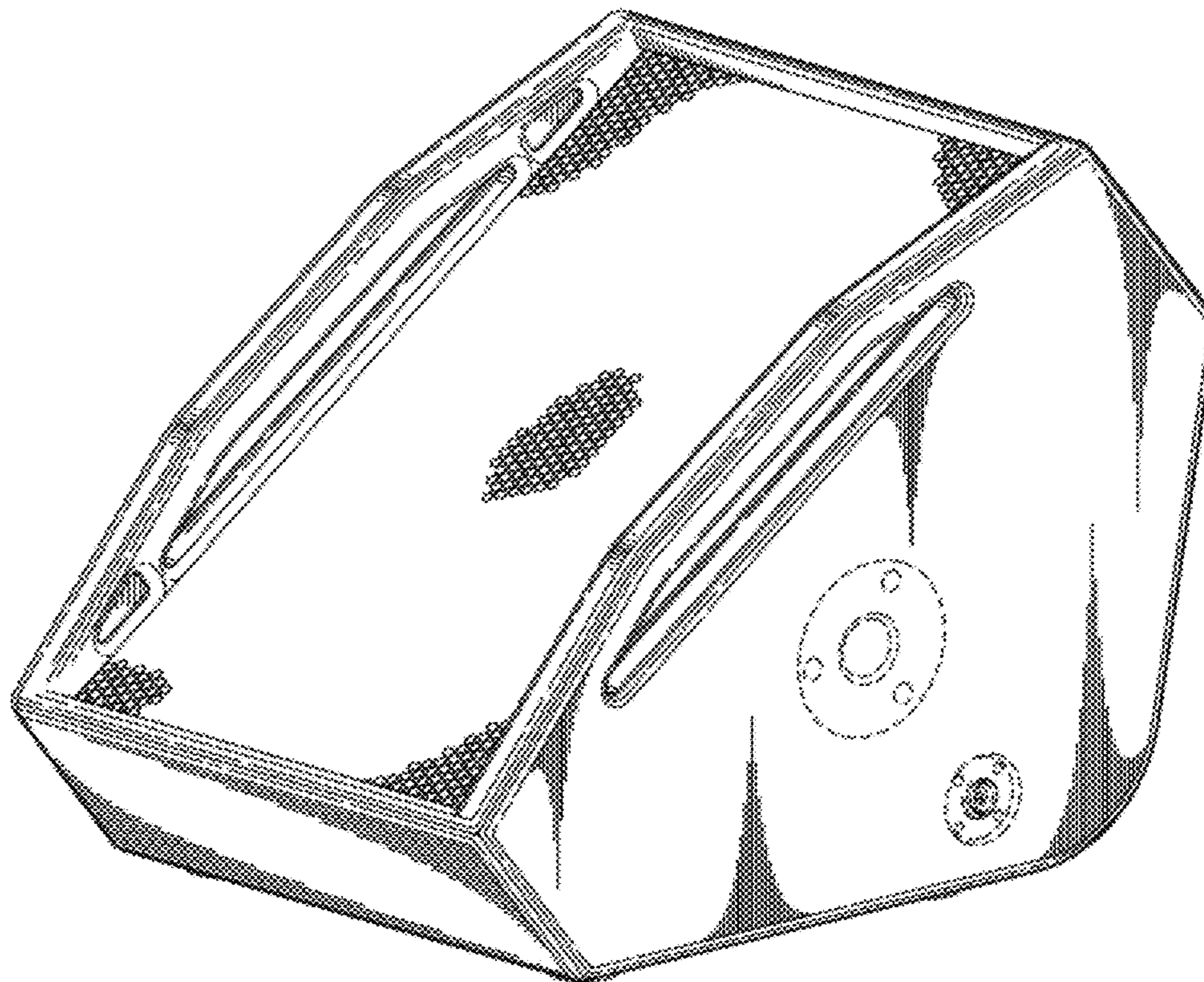
FIG. 5 is a rear elevational view thereof;

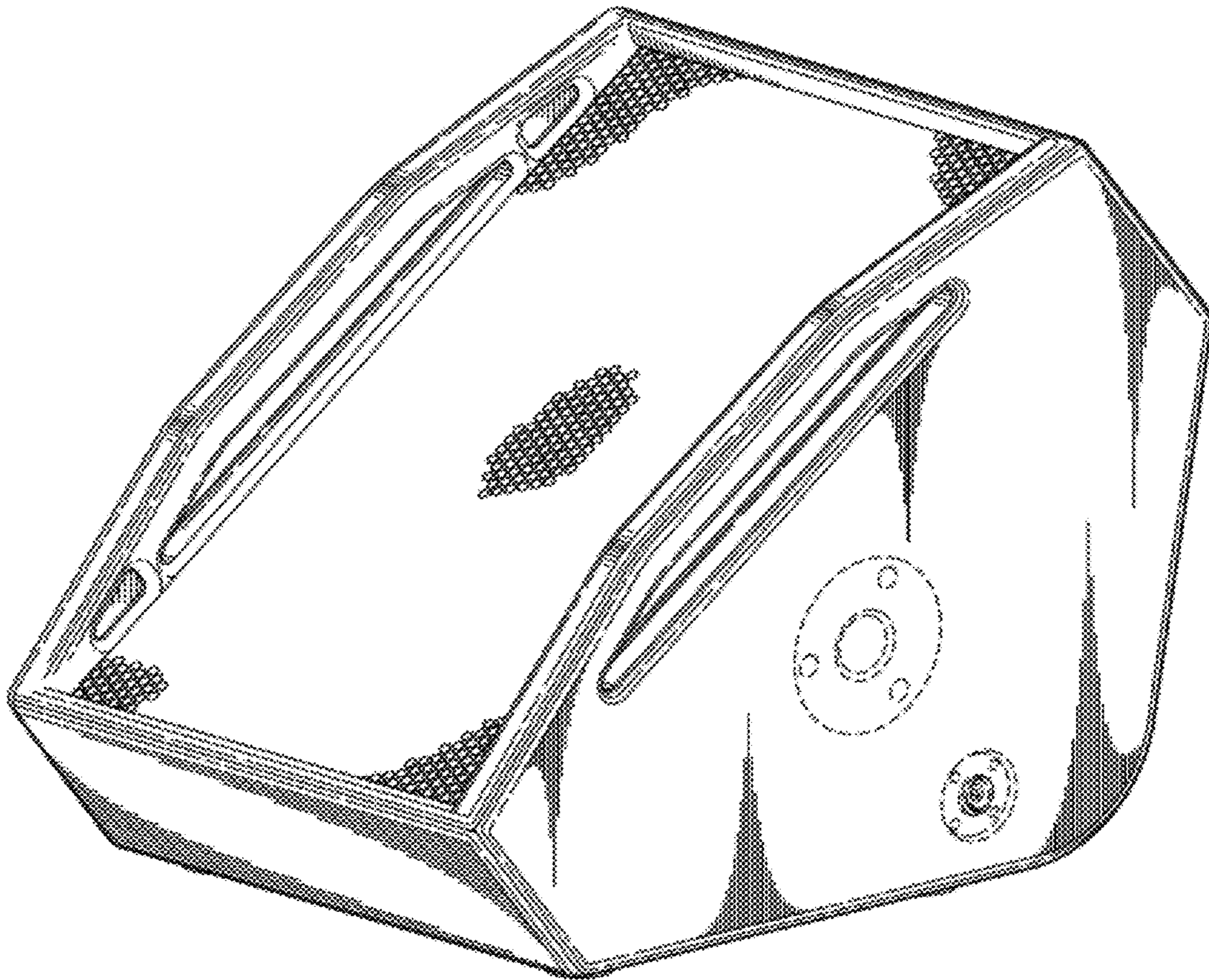
FIG. 6 is a bottom plan view thereof; and,

FIG. 7 is atop plan view thereof.

The broken lines environment is for illustrative purpose only  
and forms no part of the claimed design.

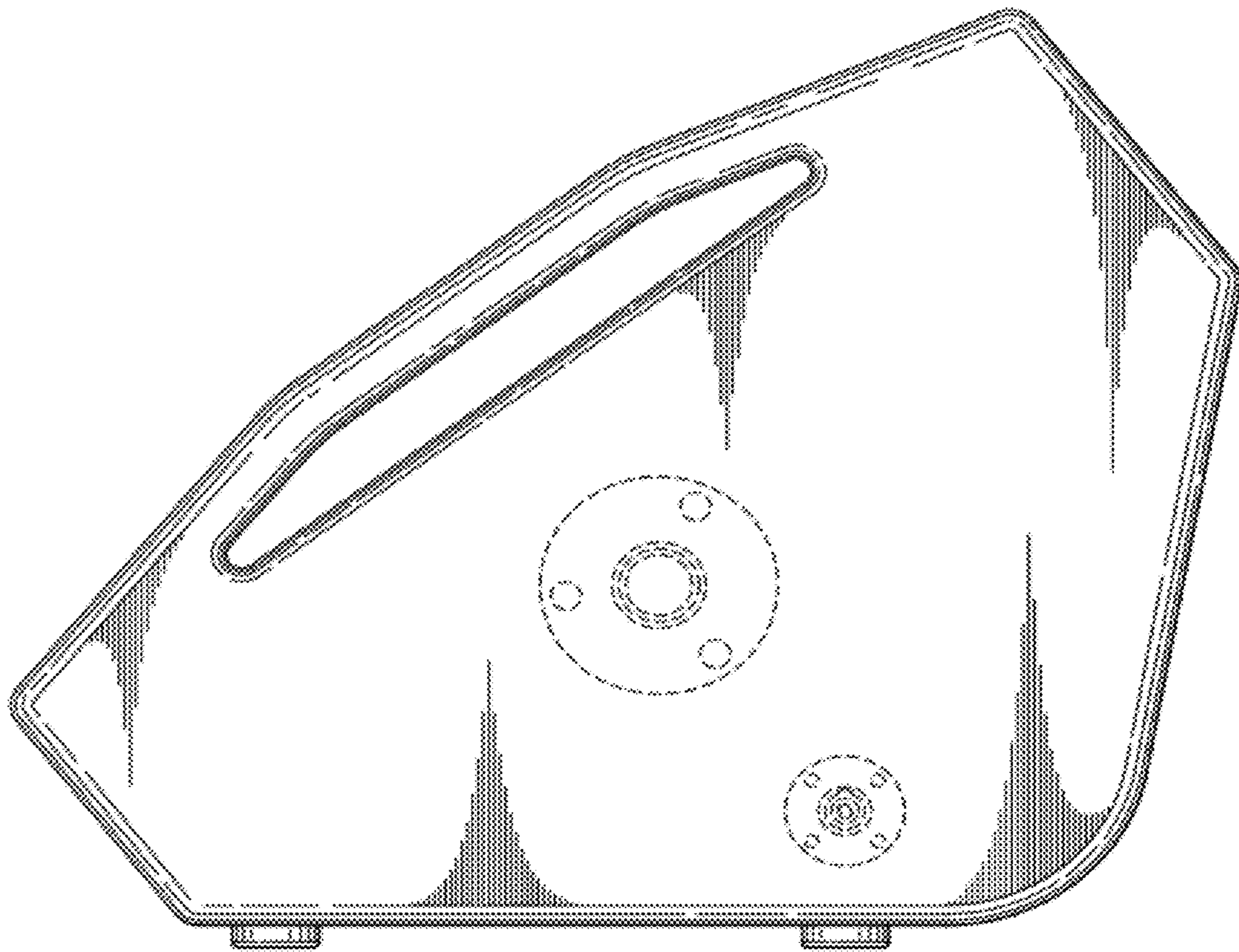
**1 Claim, 7 Drawing Sheets**



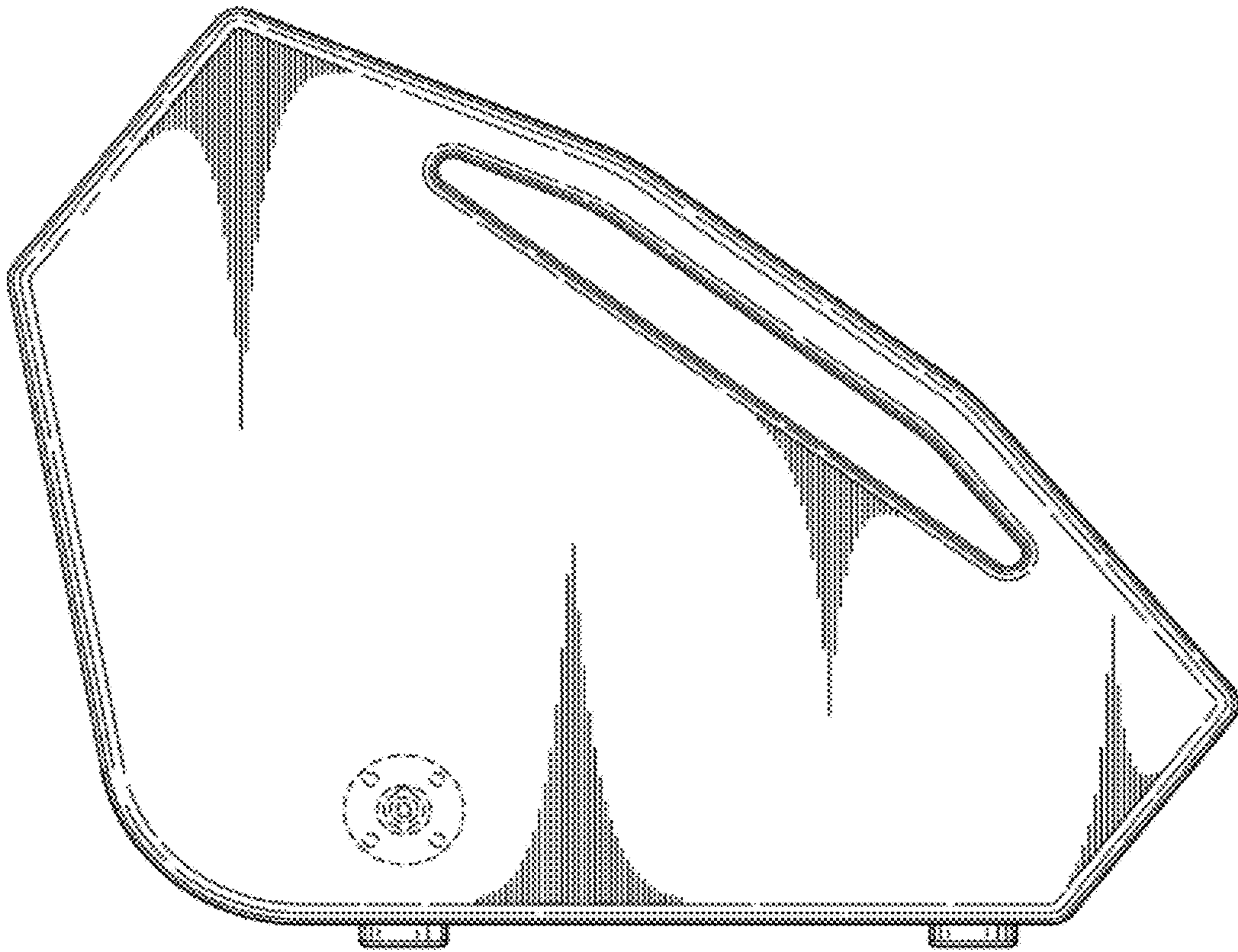


*Fig. 1.*






*Fig. 2.*




*Fig. 3.*

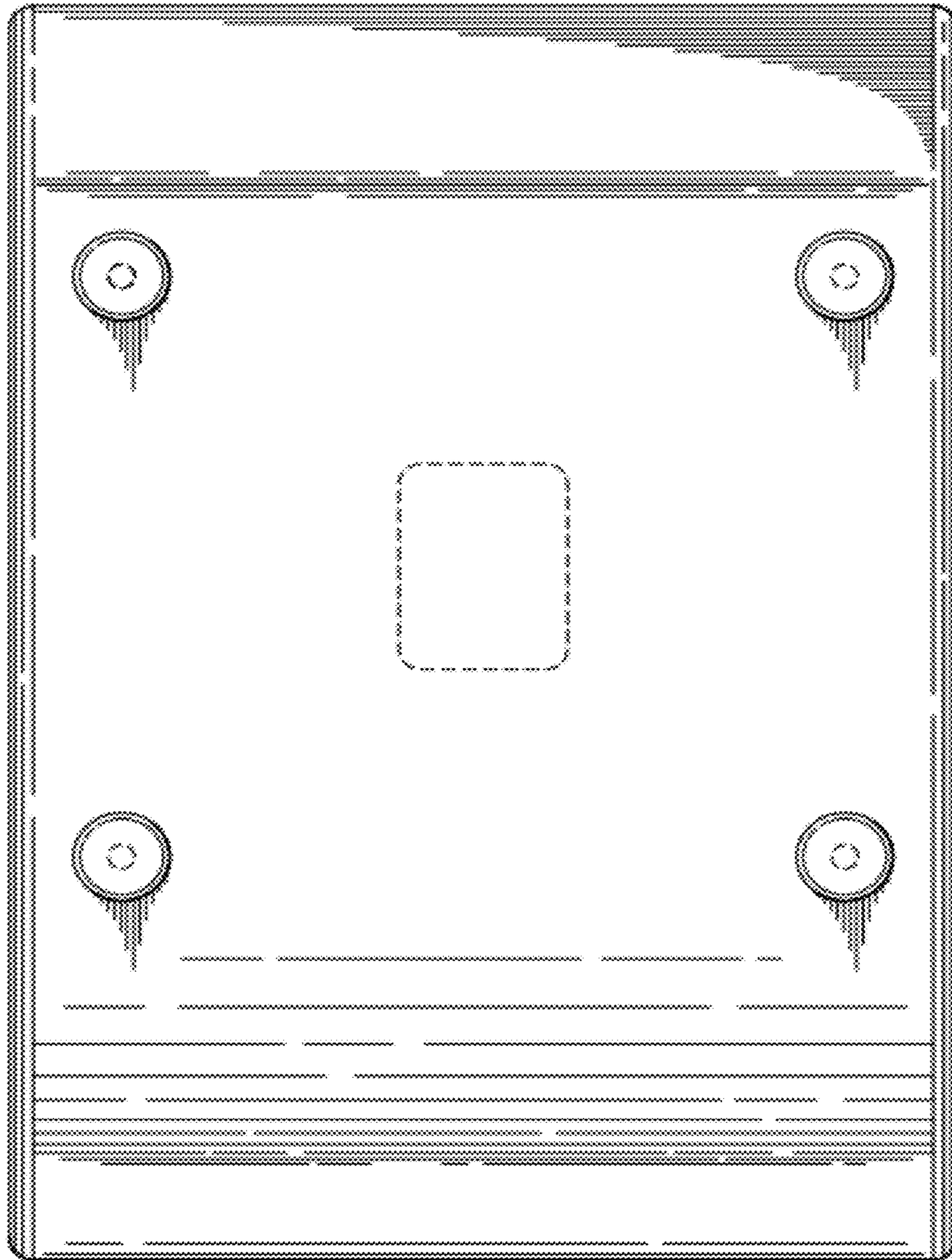


*Fig. 4.*



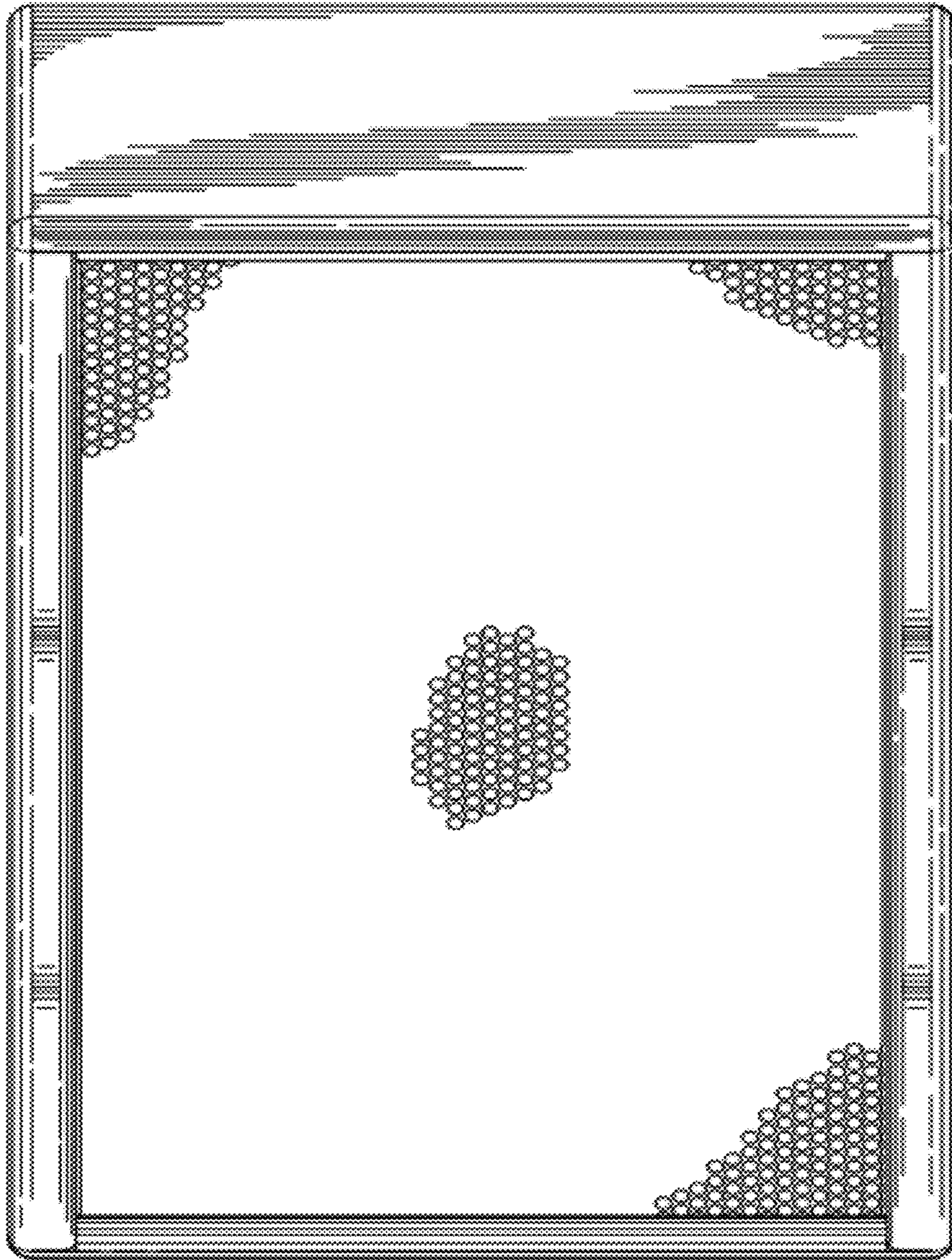


*Fig. 5.*



*Fig. 6.*





*Fig. 7.*



UNITED STATES PATENT AND TRADEMARK OFFICE  
**CERTIFICATE OF CORRECTION**

PATENT NO. : D673,928 S  
APPLICATION NO. : 29/403505  
DATED : January 8, 2013  
INVENTOR(S) : S. Desrosiers

Page 1 of 1

It is certified that error appears in the above-identified patent and that said Letters Patent is hereby corrected as shown below:

<u>COLUMN</u>	<u>LINE</u>	<u>ERROR</u>
(57) Title Pg. 1, col. 2	Description 5 of text	“FIG. 4 is front” should read --FIG. 4 is a front--
(57) Title Pg. 1, col. 2	Description 8 of text	“FIG. 7 is atop” should read --FIG. 7 is a top--

Signed and Sealed this  
Twenty-third Day of July, 2013



Teresa Stanek Rea  
*Acting Director of the United States Patent and Trademark Office*