



US00D673912S

(12) **United States Design Patent**
Benedetti

(10) **Patent No.:** **US D673,912 S**
(45) **Date of Patent:** **** Jan. 8, 2013**

(54) **HOUSING FOR A POWER OUTLET**

(75) Inventor: **David A. Benedetti**, Carmel, IN (US)

(73) Assignee: **Audiovox Corporation**, Hauppauge, NY (US)

(**) Term: **14 Years**

(21) Appl. No.: **29/395,349**

(22) Filed: **Jan. 6, 2012**

Related U.S. Application Data

(62) Division of application No. 29/316,565, filed on Oct. 8, 2009, now Pat. No. Des. 651,974.

(51) **LOC (9) Cl.** **13-02**

(52) **U.S. Cl.** **D13/137.2**

(58) **Field of Classification Search** ... D13/137.1-137.4,
D13/139.1-139.8, 160, 162, 164, 178, 184,
D13/199; D14/433; 439/105-108, 188,
439/535, 650-654; 174/53-58, 66
See application file for complete search history.

(56) **References Cited**

U.S. PATENT DOCUMENTS

2,636,096	A *	4/1953	Di Blasi	337/189
D195,463	S *	6/1963	Tamarin	D13/137.4
4,960,384	A	10/1990	Singer et al.	439/155
D312,615	S *	12/1990	Schwartz	D13/137.2
D316,484	S	4/1991	Kounis et al.	D3/104
D348,775	S	7/1994	Scheid	D3/218
5,327,065	A	7/1994	Bruni et al.	320/2
D350,938	S *	9/1994	Rossmann et al.	D13/137.2
D357,460	S *	4/1995	Lovett	D13/139.1
D361,315	S *	8/1995	Wedell et al.	D13/160
D379,160	S	5/1997	Johansson et al.	D11/216
D401,219	S *	11/1998	Stekelenburg	D13/137.2
D408,355	S *	4/1999	Welsh et al.	D13/139.4
D415,067	S	10/1999	Tung	D11/200
D428,327	S *	7/2000	Stekelenburg	D8/359
D432,499	S *	10/2000	Stekelenburg	D13/139.6
D434,344	S	11/2000	Nezu	D11/216

D440,203	S *	4/2001	Ewing et al.	D13/137.2
D442,550	S *	5/2001	Tong et al.	D13/137.2
D447,087	S	8/2001	Hodge	D11/200
D461,746	S	8/2002	Olson et al.	D11/201
D468,848	S *	1/2003	Schenck	D26/26
D469,062	S *	1/2003	Nieto et al.	D13/137.2
D477,792	S	7/2003	Kaneko et al.	D11/200
6,614,206	B1	9/2003	Wong et al.	320/136
D481,357	S *	10/2003	Stekelenburg	D13/139.8
D483,724	S *	12/2003	Wu	D13/139.7
D486,126	S *	2/2004	Aromin	D13/137.2
D495,657	S *	9/2004	Lee	D13/137.2
D514,067	S *	1/2006	Lee	D13/137.2
7,050,285	B2	5/2006	Sato et al.	361/119
7,140,922	B2	11/2006	Luu et al.	439/651
D567,708	S	4/2008	Jallen	D11/200
D568,785	S	5/2008	Yang et al.	D11/218
D582,346	S *	12/2008	Zhou	D13/137.2
D586,691	S	2/2009	Snell	D11/214

(Continued)

Primary Examiner — Rosemary K Tarcza

(74) *Attorney, Agent, or Firm* — Gerald T. Bodner

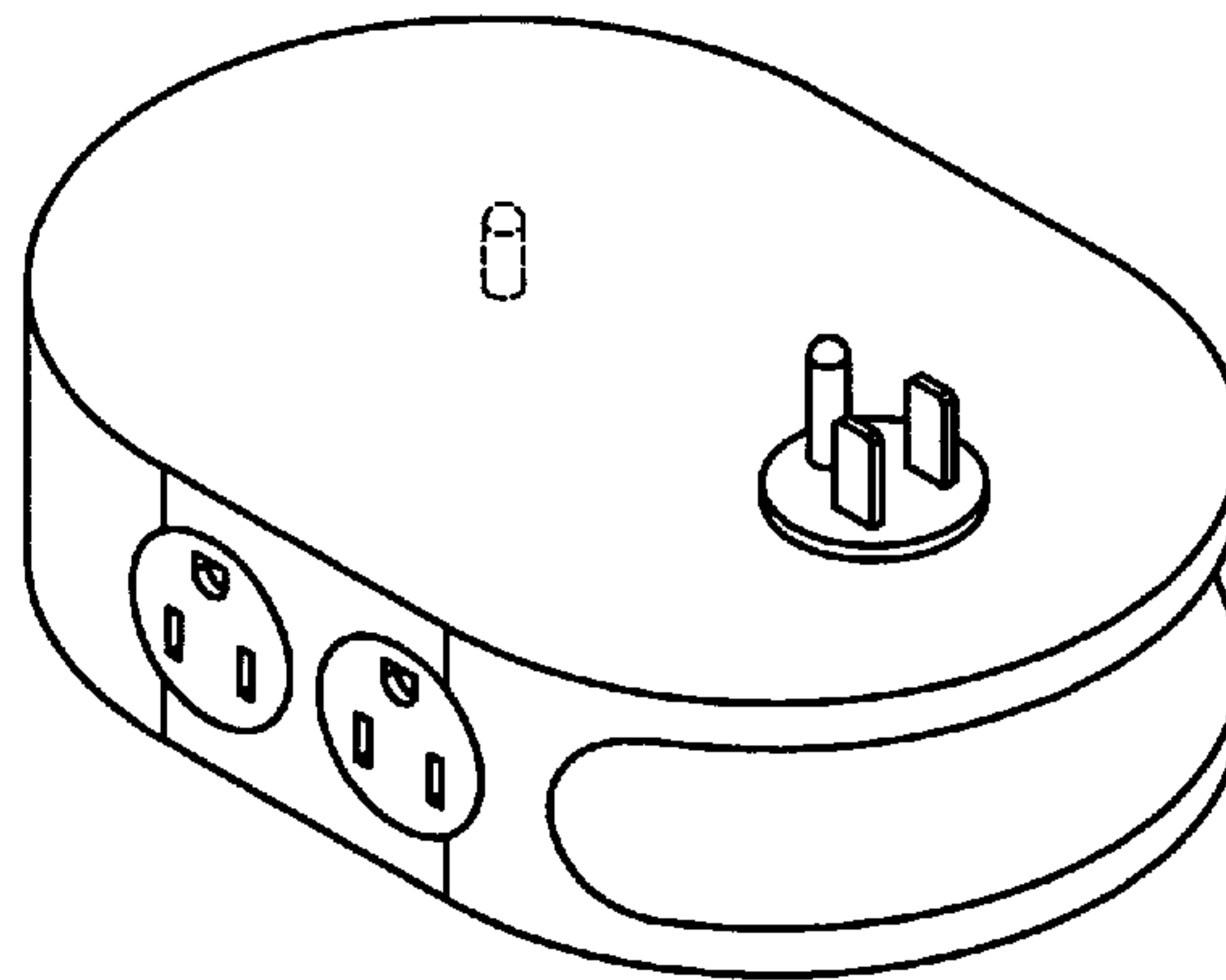
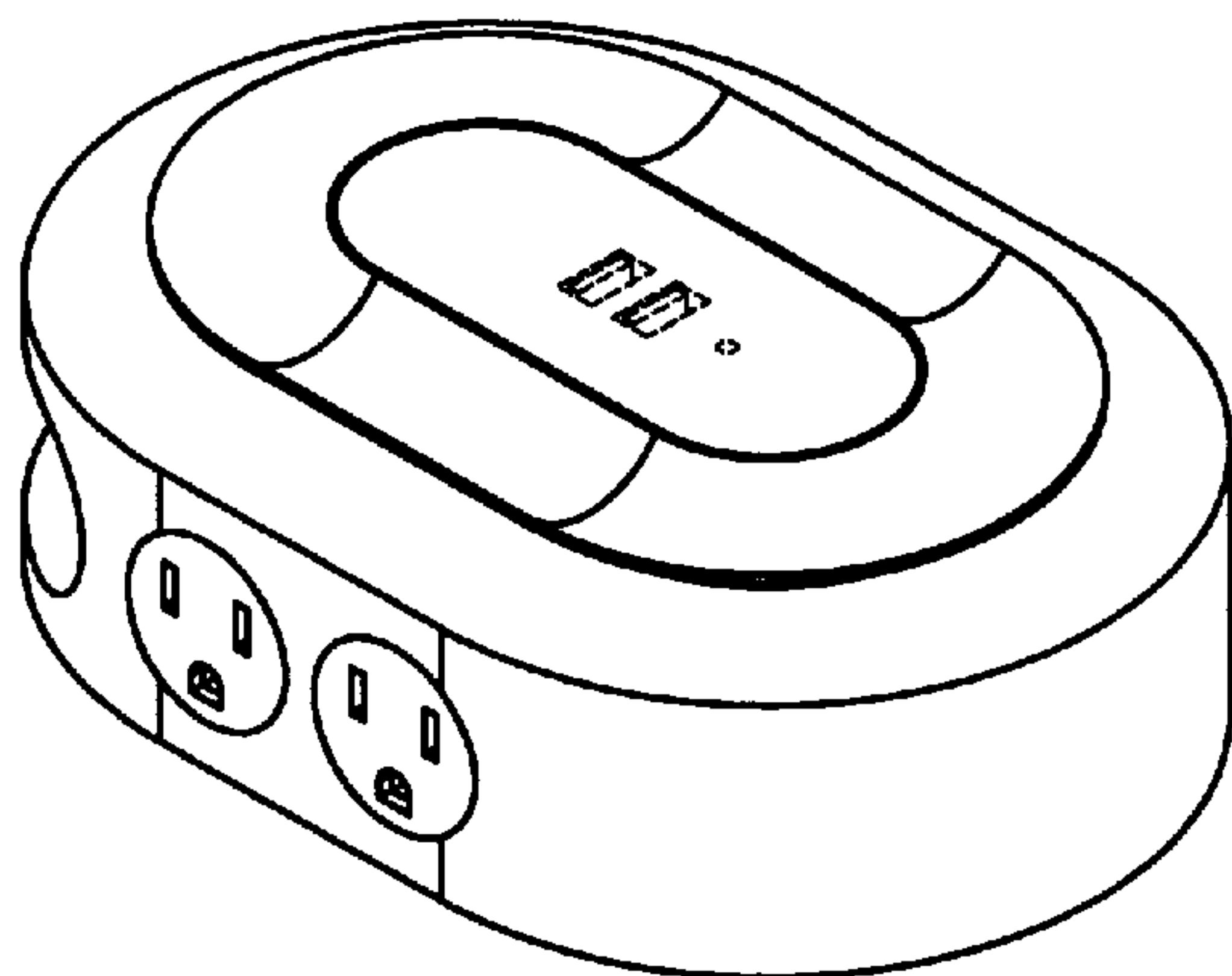
(57) **CLAIM**

The ornament design of a housing for a power outlet, as shown and described.

DESCRIPTION

FIG. 1 is a front perspective view of a housing for a power outlet showing my new design;
 FIG. 2 is a rear perspective view thereof;
 FIG. 3 is a front elevational view thereof;
 FIG. 4 is a rear elevational view thereof;
 FIG. 5 is a left elevational view thereof, a right elevational view thereof being the same as the left elevational view shown in FIG. 5;
 FIG. 6 is a top plan view thereof; and,
 FIG. 7 is a bottom plan view thereof.
 The broken lines shown in the drawings are included for the purpose of illustrating unclaimed portions of the housing for a power outlet and form no part of the claimed design.

1 Claim, 3 Drawing Sheets



US D673,912 S

Page 2

U.S. PATENT DOCUMENTS

D588,065 S *	3/2009	Wadsworth et al.	D13/137.2	D619,535 S *	7/2010	Shi	D13/137.2
7,520,783 B2 *	4/2009	Chou et al.	439/652	2004/0121648 A1 *	6/2004	Voros	439/535
D606,545 S	12/2009	Salmon	D14/434	2008/0012536 A1	1/2008	Glass	320/165
D616,817 S	6/2010	Walker et al.	D13/119	2008/0157715 A1	7/2008	Rosenboom et al.	320/108
D618,175 S *	6/2010	Shi	D13/137.2	2008/0164845 A1	7/2008	Choi	320/115

* cited by examiner

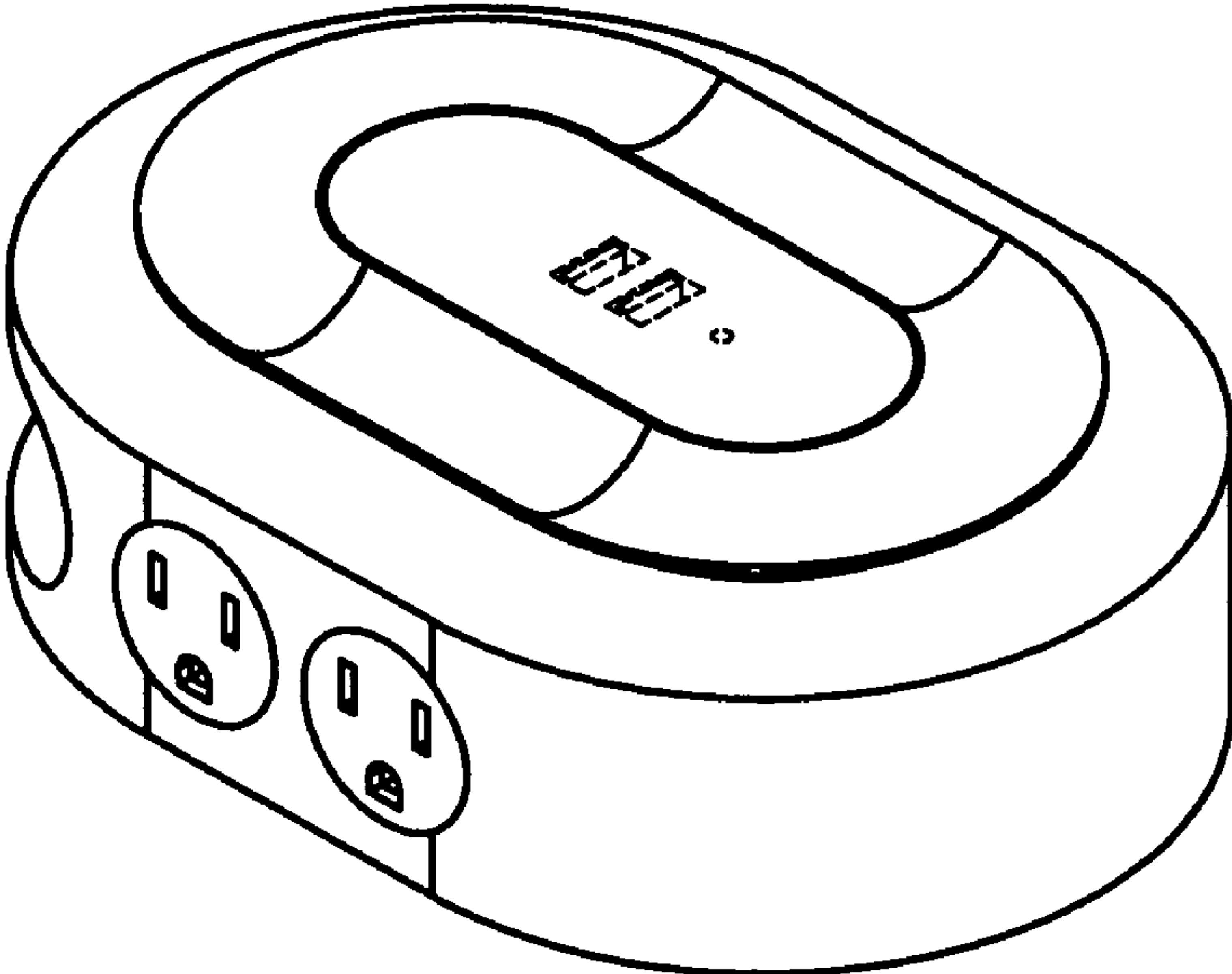


FIG. 1

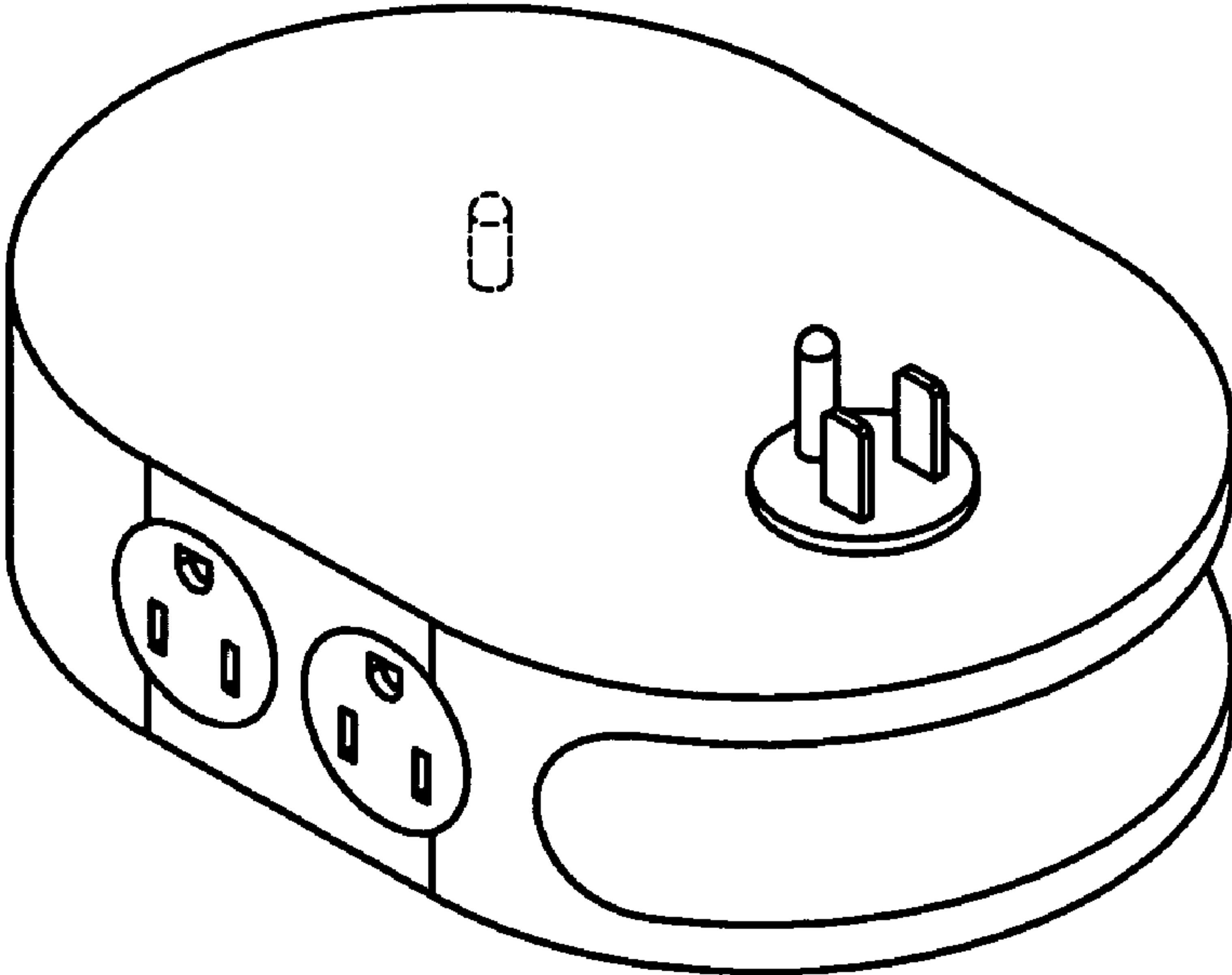


FIG. 2

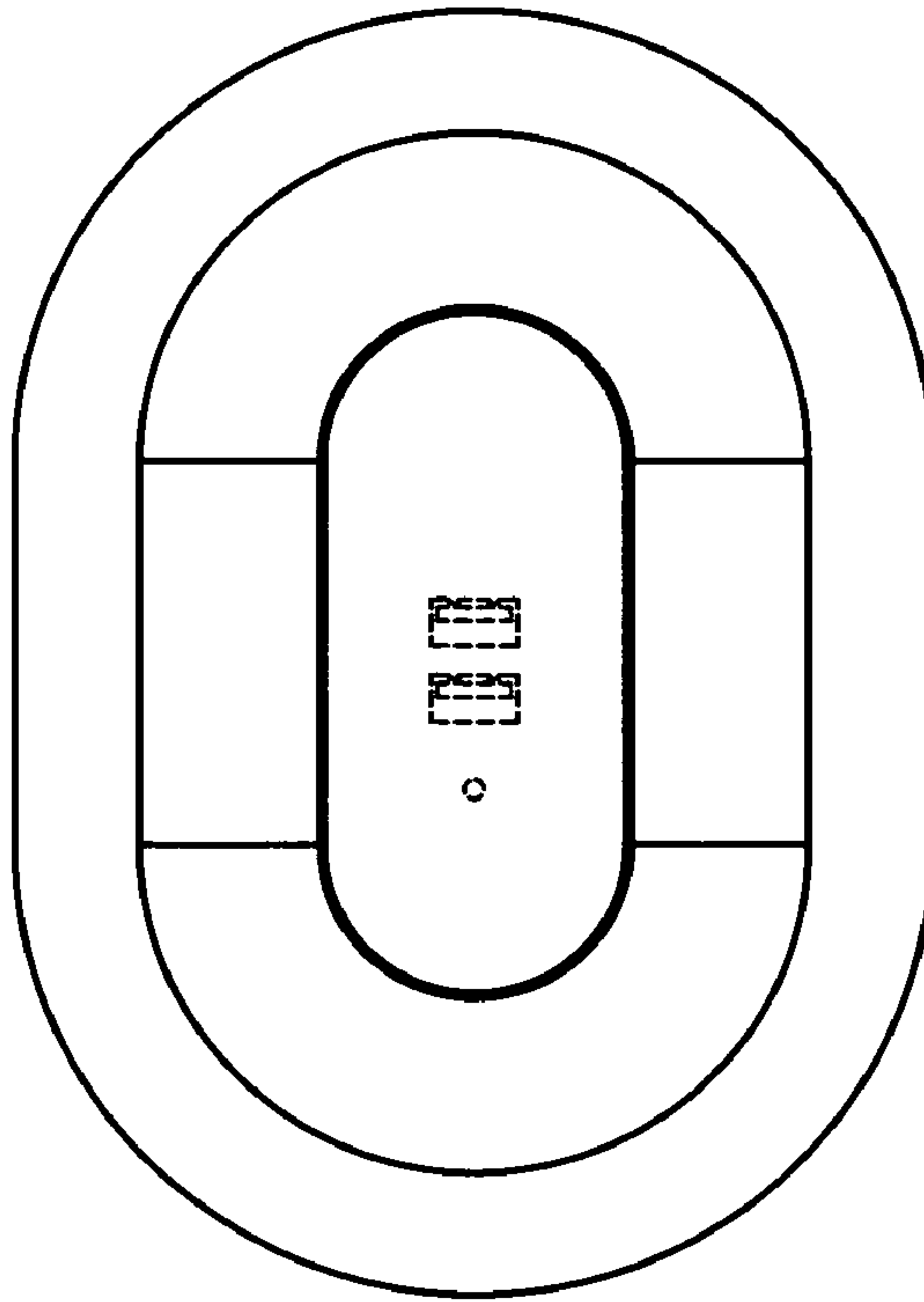


FIG. 3

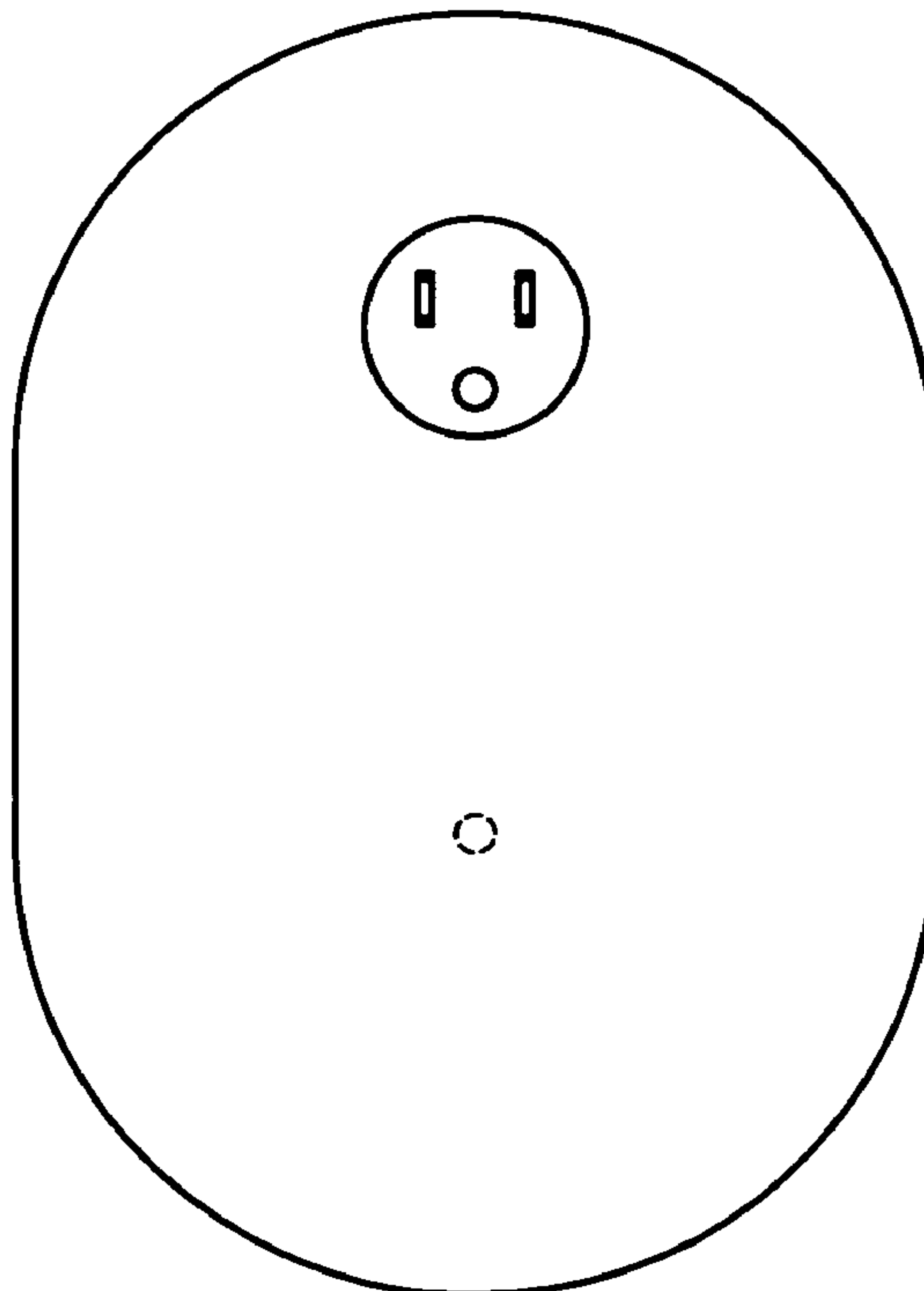


FIG. 4

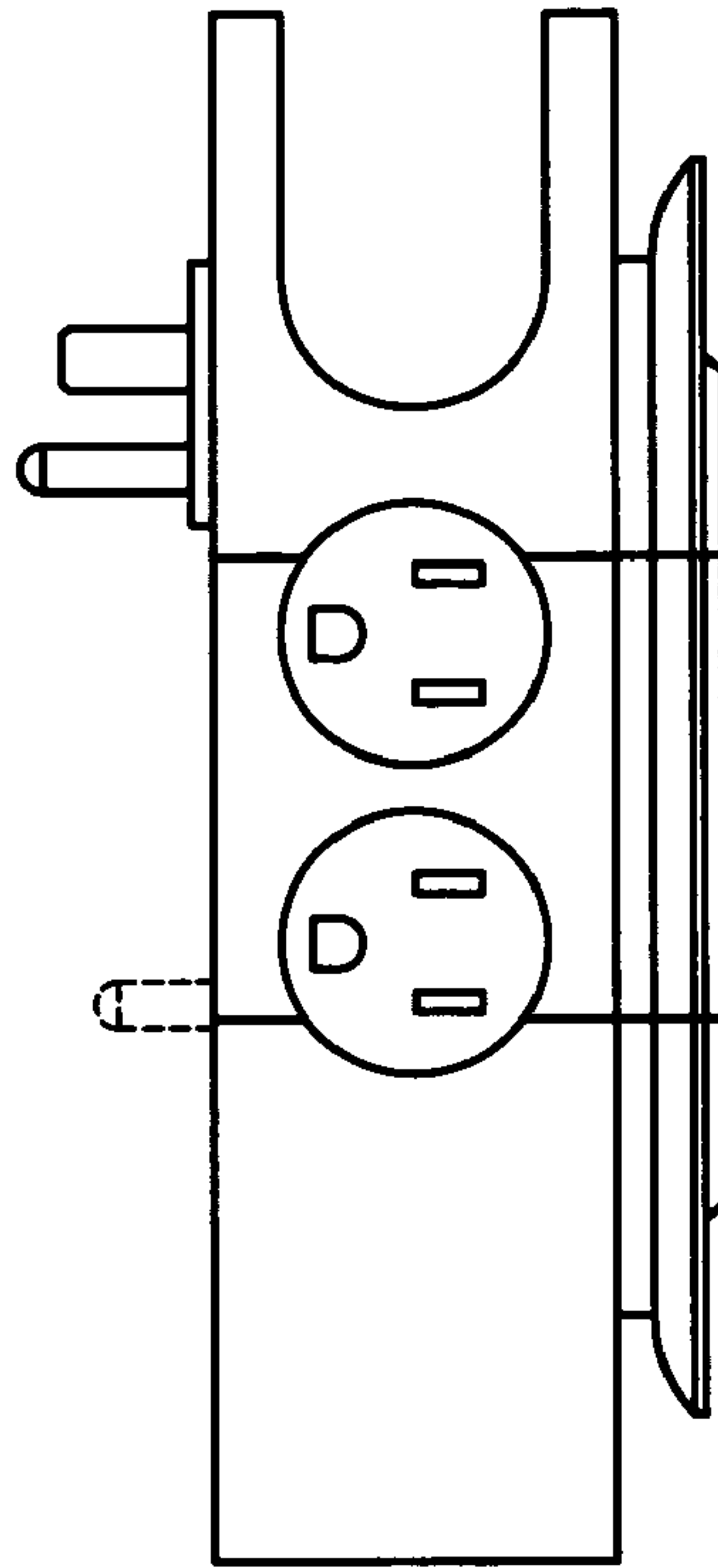


FIG. 5




FIG. 6

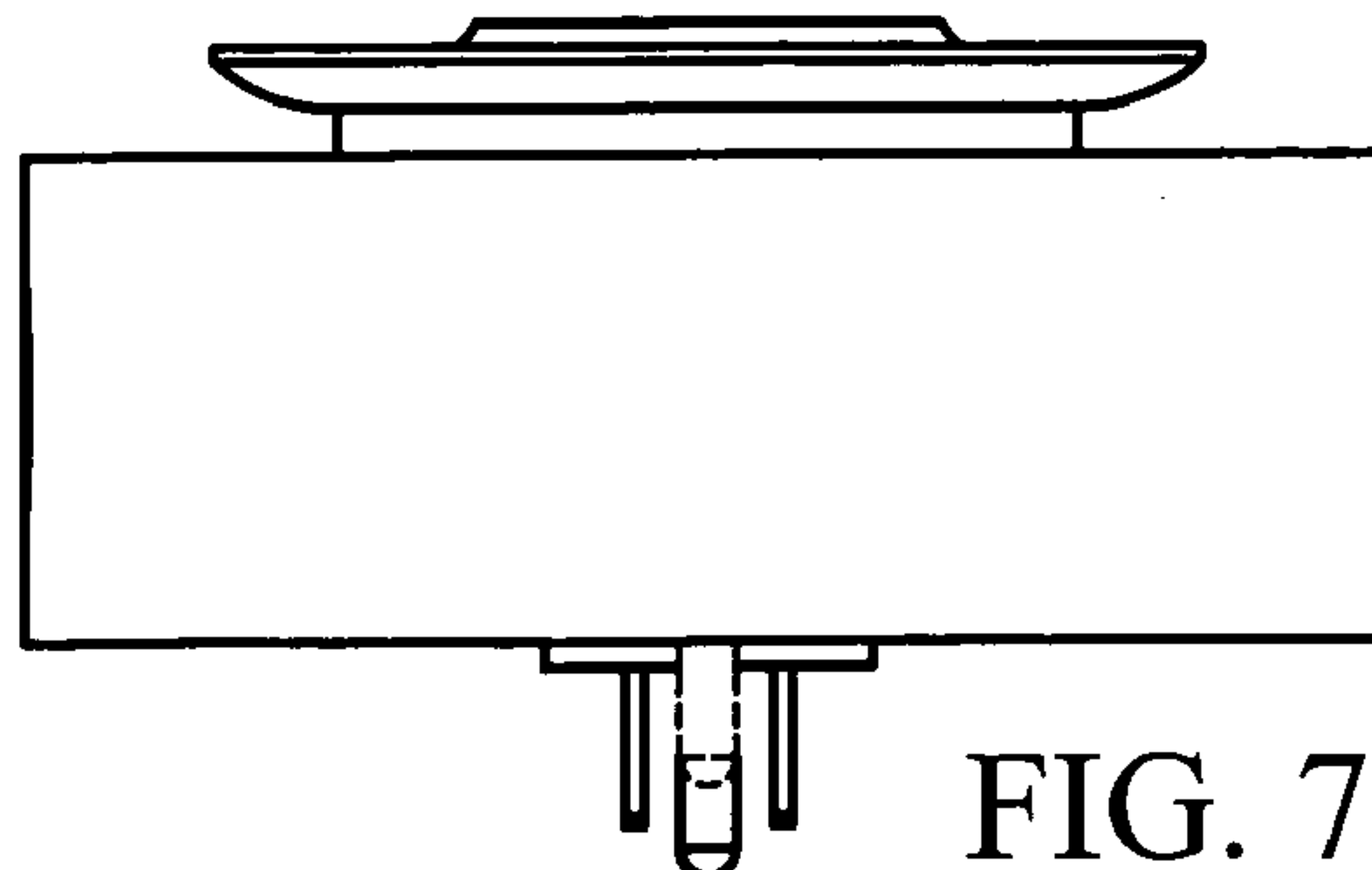


FIG. 7